
Air Conditioner/Heater Installation

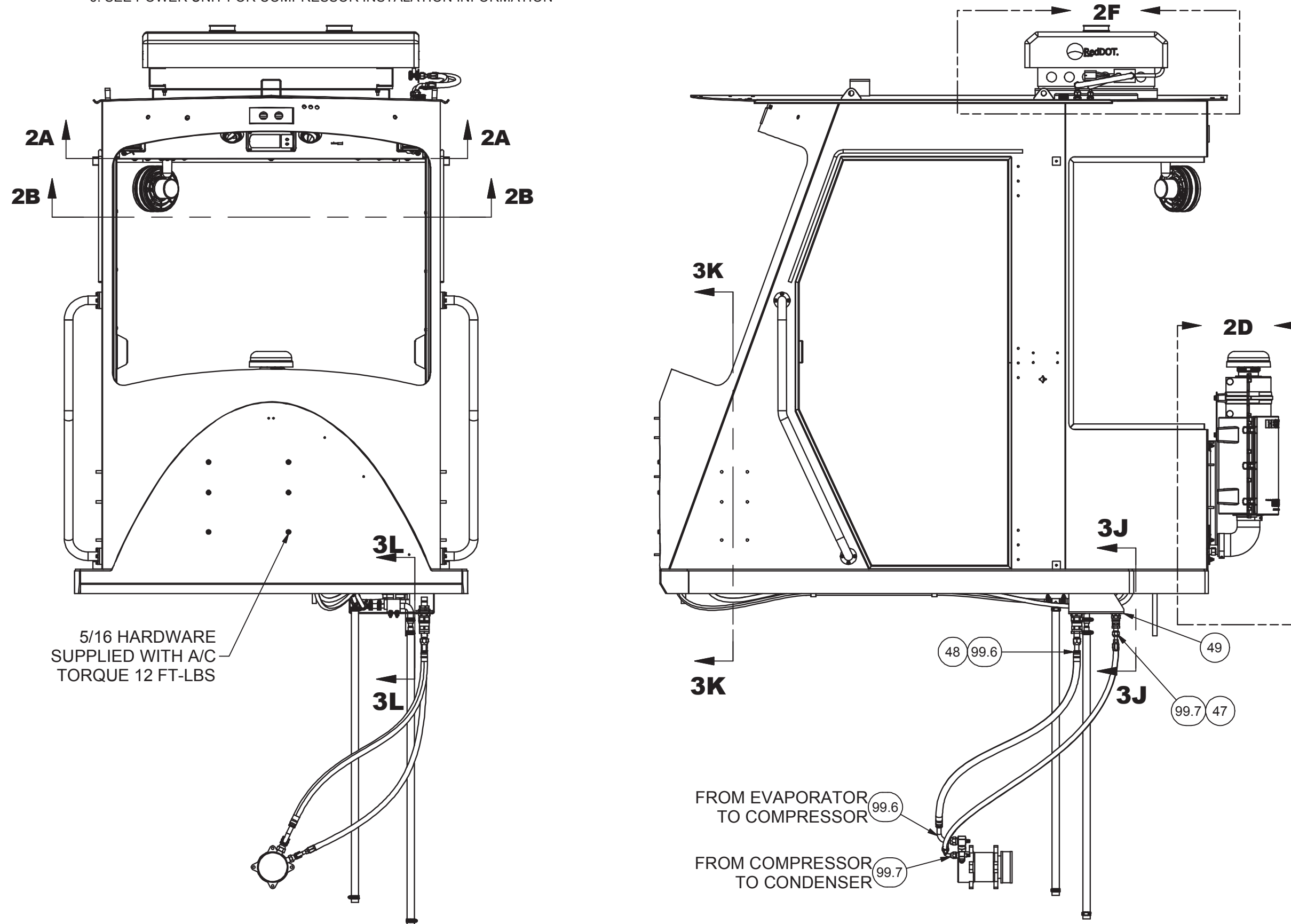
Air Conditioner/Heater Installation

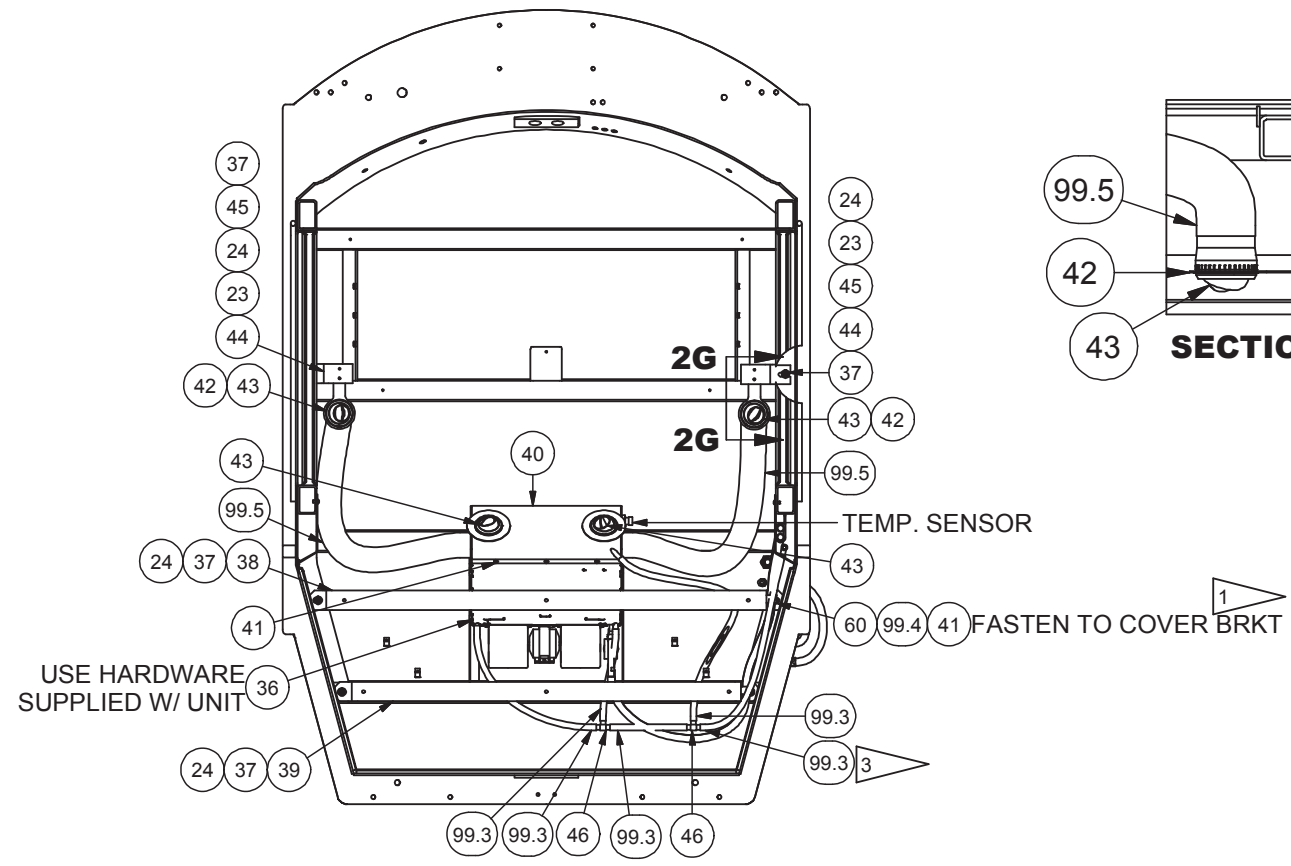
Item	Part No.	Qty	Description	Item	Part No.	Qty	Description
	594065		Air Cond/Heater Installation				
1	*a 590805	1	. Pressurizer	40	593914	1	. Weldment, Plenum
2	245394	1	. Elbow, Rubber	41	233244	6	. Machine Screw
3	R13809945	2	. T-Bolt Clamp	42	593917	2	. Plate, Louver Bracket
4	586769	1	. Plate, Mounting	43	258706	4	. Louver, Ball
5	586771	1	. Coupling Weldment	44	590235	2	. Plate, Mounting
6	589079	1	. Gasket	45	Y25G-0406	8	. Capscrew
7	R13802914	4	. Hard Washer	46	245498	3	. Tee, Nylon
9	R13809366	5	. Capscrew	47	258671	1	. Fitting, QD
10	223774	2	. Connector, Cord	48	258672	1	. Fitting, QD
11	220582	2	. Ring Nut	49	586768	1	. Bracket, Heater Valve
12	296418W	5	. Hard Washer	50	221499W	4	. Capscrew
13	591318	4	. Washer, Neoprene	51	239025	2	. Fitting, Rd
14	*a 258674	1	. Condenser, Remote	52	201431	14	. Hose Clamp
15	252077	1	. Fitting	53	R13811189	10	. Locknut
16	259104	1	. Fitting, Bulkhead	54	R13811191	4	. Locknut
17	223759	1	. Connector, Cord	55	208264	1	. Grommet
18	R13811190	4	. Locknut	56	R13810992	2	. Capscrew
19	256667	10'	. Cord	57	238000	1	. Hose, Molded Elbow
20	R740866	8	. Pin, Male	58	243704	1	. Adapter, Hose
21	R740867	8	. Seal, Wire	59	*a 590074	1	. Air Cond/Heater
22	238160	2	. Connector, Wire	60	R13810035	4	. Clamp, Insul
23	221763W	22	. Washer	61	SMS0000217	4	. Screw, Self Tapping
24	221767W	20	. Hard Washer	62	254487	2	. Elbow
25	R13812831	6	. Capscrew	63	R10817	4LB	. Refrigerant
26	*a 589053	1	. Fan, Defrost	64	243348	5OZ	. Oil, Refrigerant
27	00109451	3	. Machine Screw	65	590868	1	. Line Set Installation, A/C
28	00190637	3	. Nut, Esna	66	594183	4	. Nut, Clip-On
29	590861	1	. Cover Plate	67	Y25G-(1024)10	4	. Capscrew
30	590859	1	. Plate, LH Side Cover	99	594066	1	. Kit, Hose
31	590860	1	. Plate, RH Side Cover	99.1	590745	1	. . Hose Assembly, A/C
32	256320	1	. Light, Dome	99.2	590746	1	. . Hose Assembly, A/C
33	18699W	6	. Capscrew	99.3	245275	15'	. . Tube, Flex
34	R13122	4	. Flat Washer	99.4	237010	19'	. . Hose, Heater
35	594074	2	. Cover Plate	99.5	245663	15'	. . Hose, Defroster
36	*a 258675	1	. Air Cond/Heater	99.6	595328 (60)	1	. . Hose Assembly, A/C
37	Y17C-0616	6	. Capscrew	99.7	595329 (70)	1	. . Hose Assembly, A/C
38	588177	1	. Plate, Mounting	99.8	259356	36'	. . Hose, Heater
39	588178	1	. Plate, Mounting				

*a See Separate Coverage

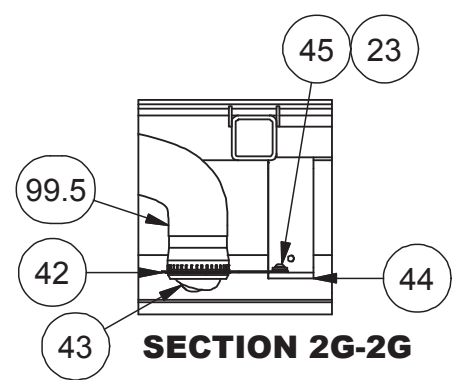
NOTES:

- 1: COMPONENTS ARE PART OF TEMPERATURE CONTROL - 589698; SEE OVERHEAD CONSOLE ASS'Y
- 2: SECURE HEATER HOSE AND A/C HOSES TO SUPERSTRUCTURE AND CHASSIS; REQUIRED
- 3: INSTALL CONDENSATE DRAIN LINES IN A CONTINUOUS DOWNWARD DIRECTION
- 4: ATTACH DEFROSTER HOSE FROM A/C-HEATER TO LOUVERS IN FRONT PANELS
- 6: SEE POWER UNIT FOR COMPRESSOR INSTALLATION INFORMATION

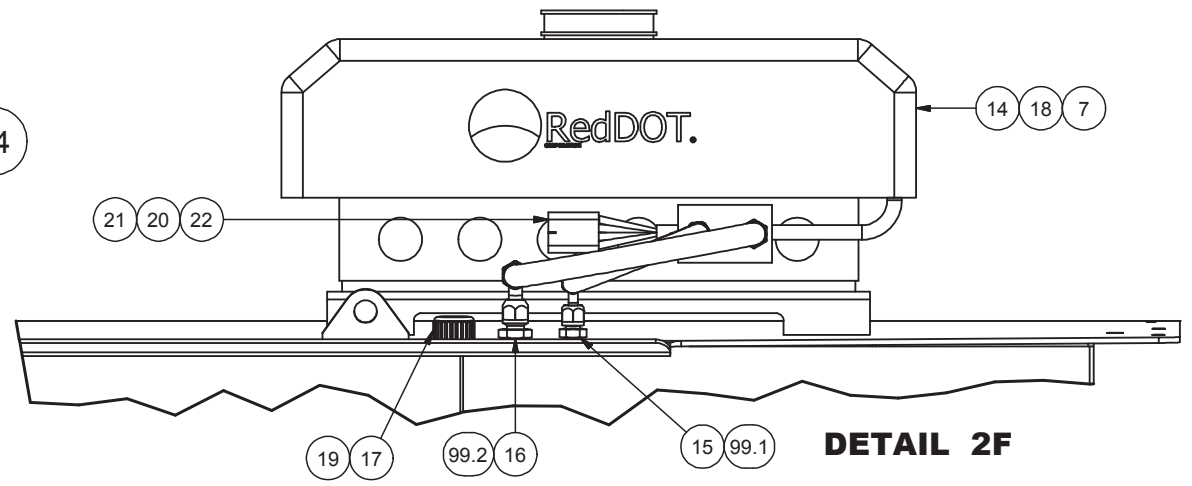




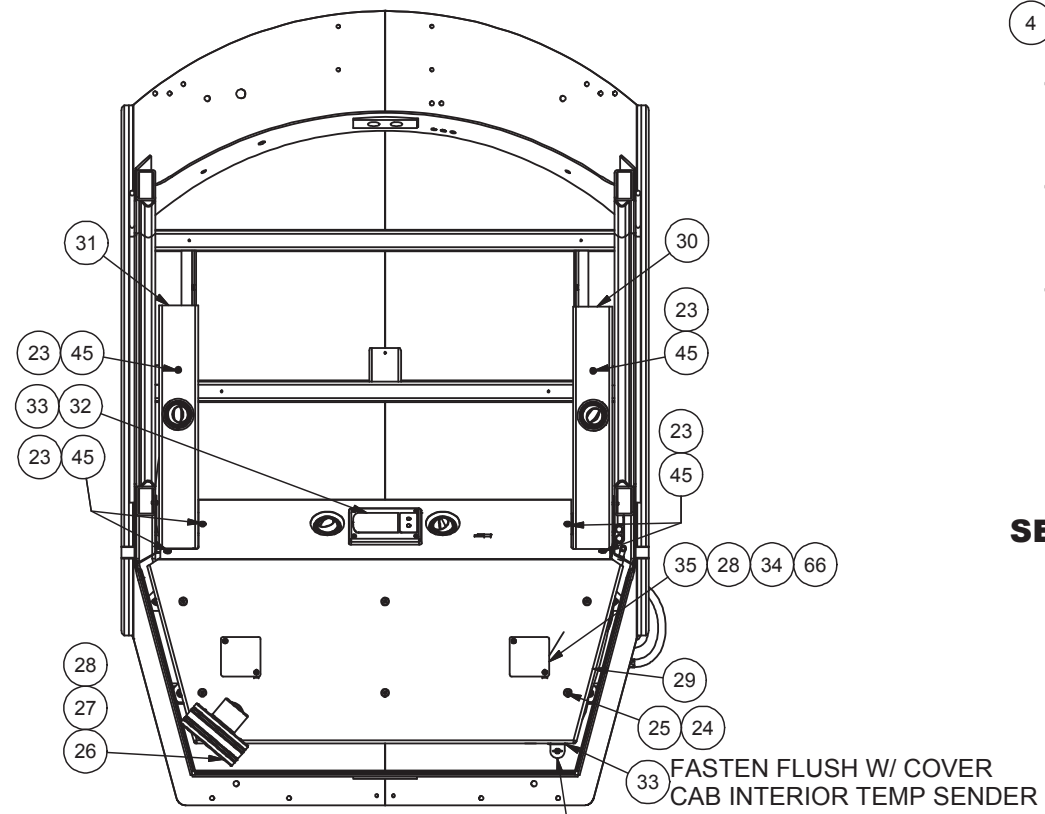
SECTION 2A-2A



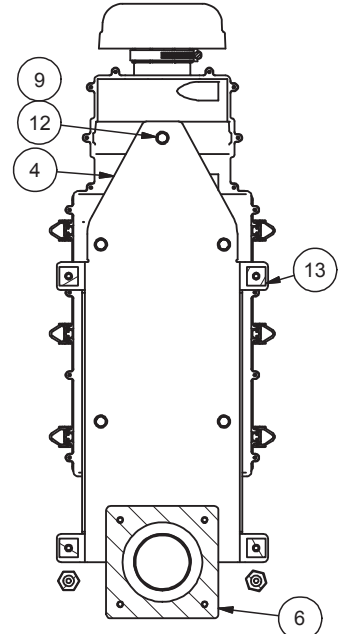
SECTION 2G-2G



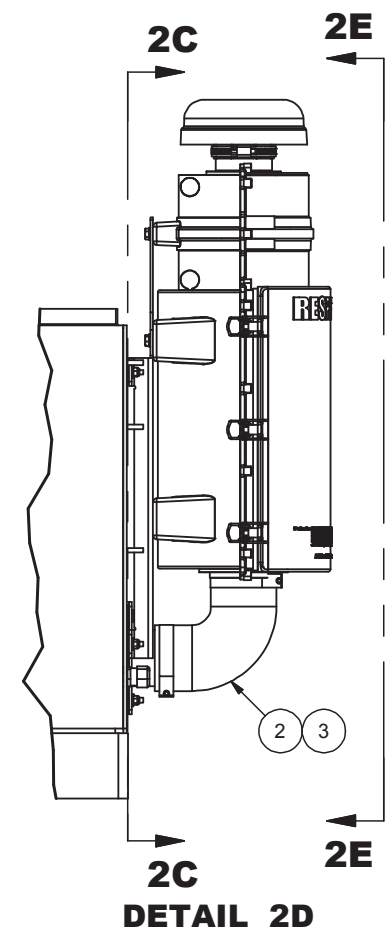
DETAIL 2F



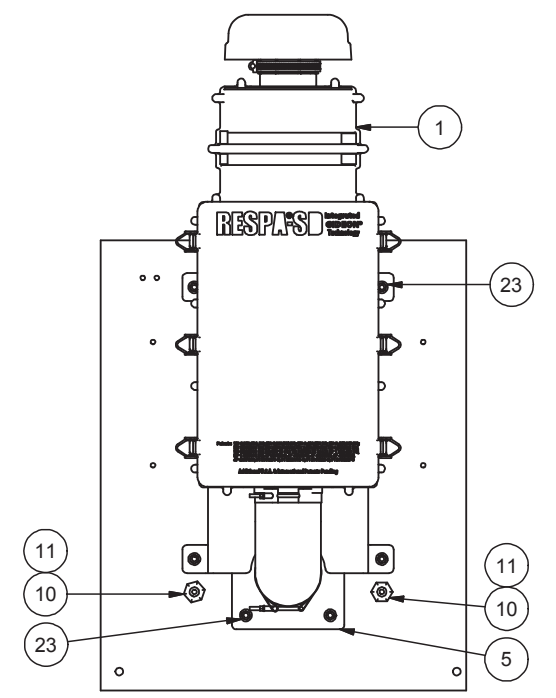
SECTION 2B-2B



SECTION 2C-2C



2C
2E
DETAIL 2D



VIEW 2E-2E

