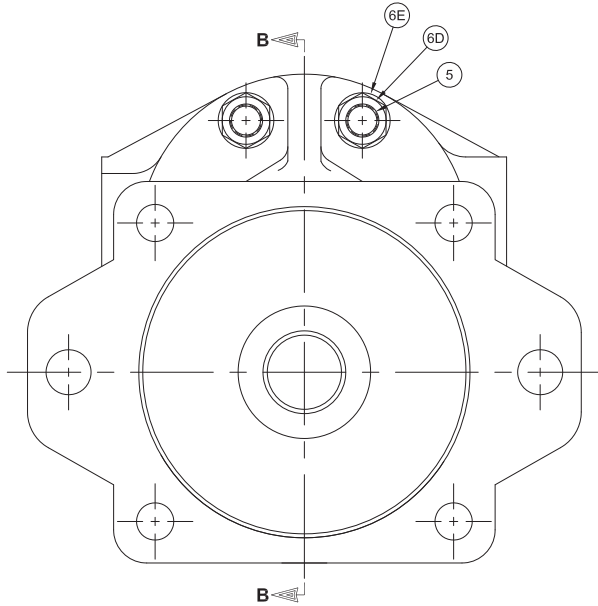
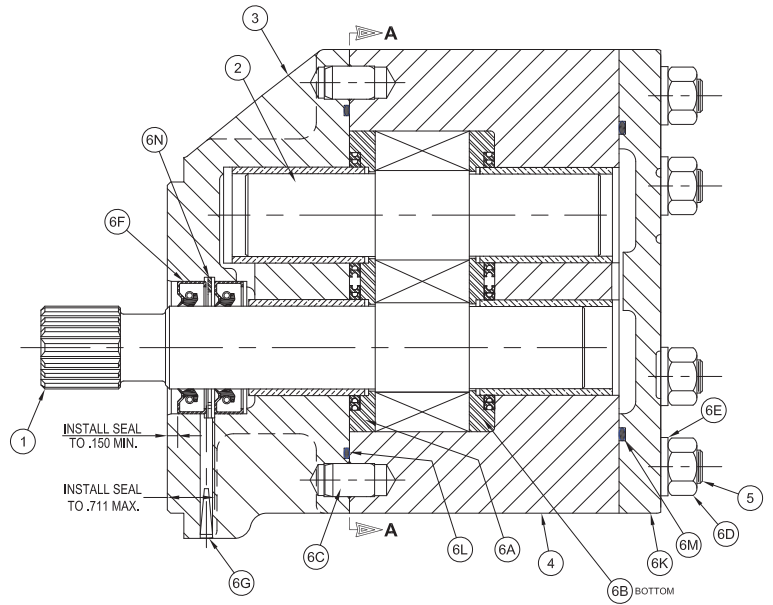


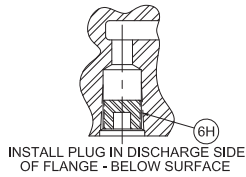
Pump, Gear



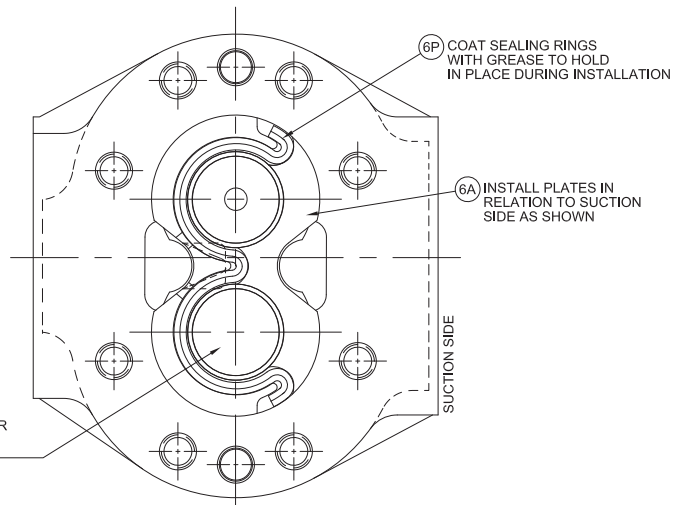
DRAWN AS 'L' ROTATION



SECTION B-B



INSTALL PLUG IN DISCHARGE SIDE OF FLANGE - BELOW SURFACE



SECTION A-A

ASSEMBLE DRIVE GEAR THIS LOCATION FOR 'R' ROTATION

SUCTION SIDE

Item	Part No.	Qty	Description	Item	Part No.	Qty	Description
	587672		Pump, Gear				
1	NSS	1	. Drive Gear	6G	* - - - - -	1	. Plug
2	NSS	4	. Idler Gear	6H	246767	1	. Plug
3	NSS	1	. Mounting Flange	6K	246786	1	. Cover Plate
4	NSS	1	. Body	6L	* - - - - -	1	. O-Ring
5	588618	8	. Studs	6M	* - - - - -	1	. O-Ring
6	250726	1	. Sub Assembly Kit	6N	* - - - - -	1	. O-Ring
6A	NSS	1	. Pressure Plate Top	6P	* - - - - -	4	. Strip, Sealing
6B	NSS	1	. Pressure Plate Bottom				
6C	246768	2	. Dowels				
6D	246782	16	. Nuts				
6E	246781	16	. Washers				
6F	* - - - - -	2	. Seals				

* Included in Seal Kit 246787
NSS Not Sold Separately