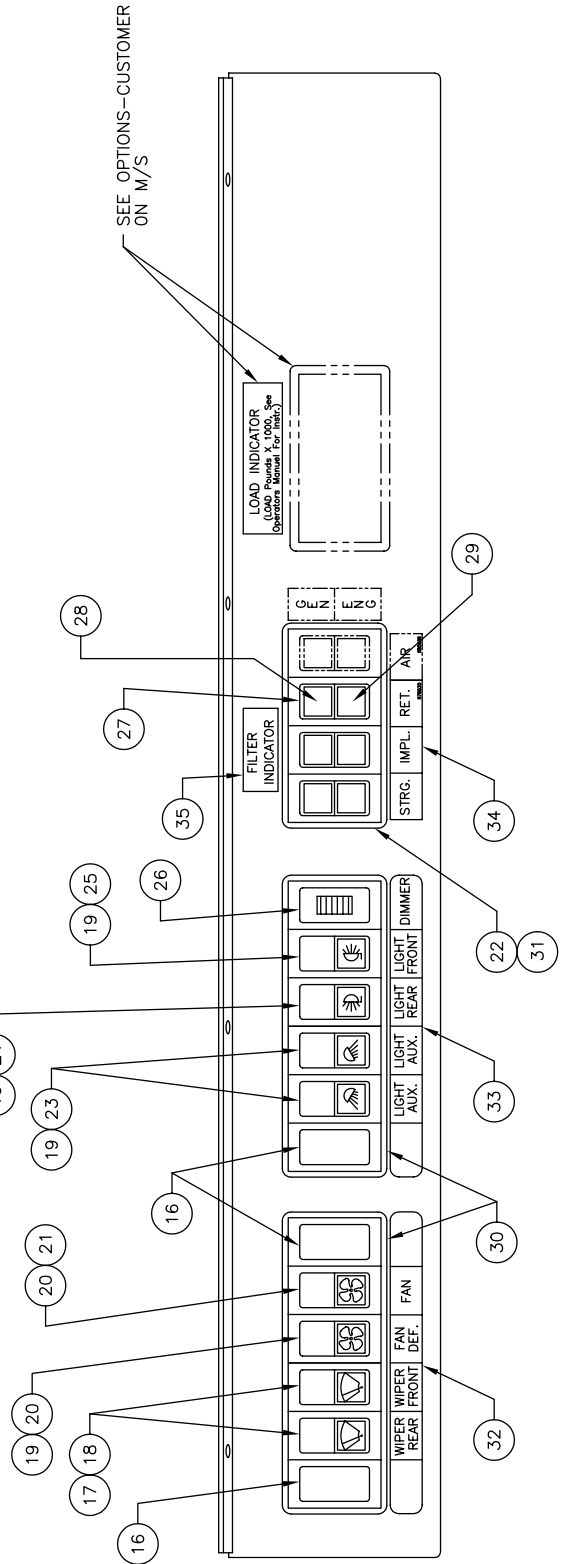
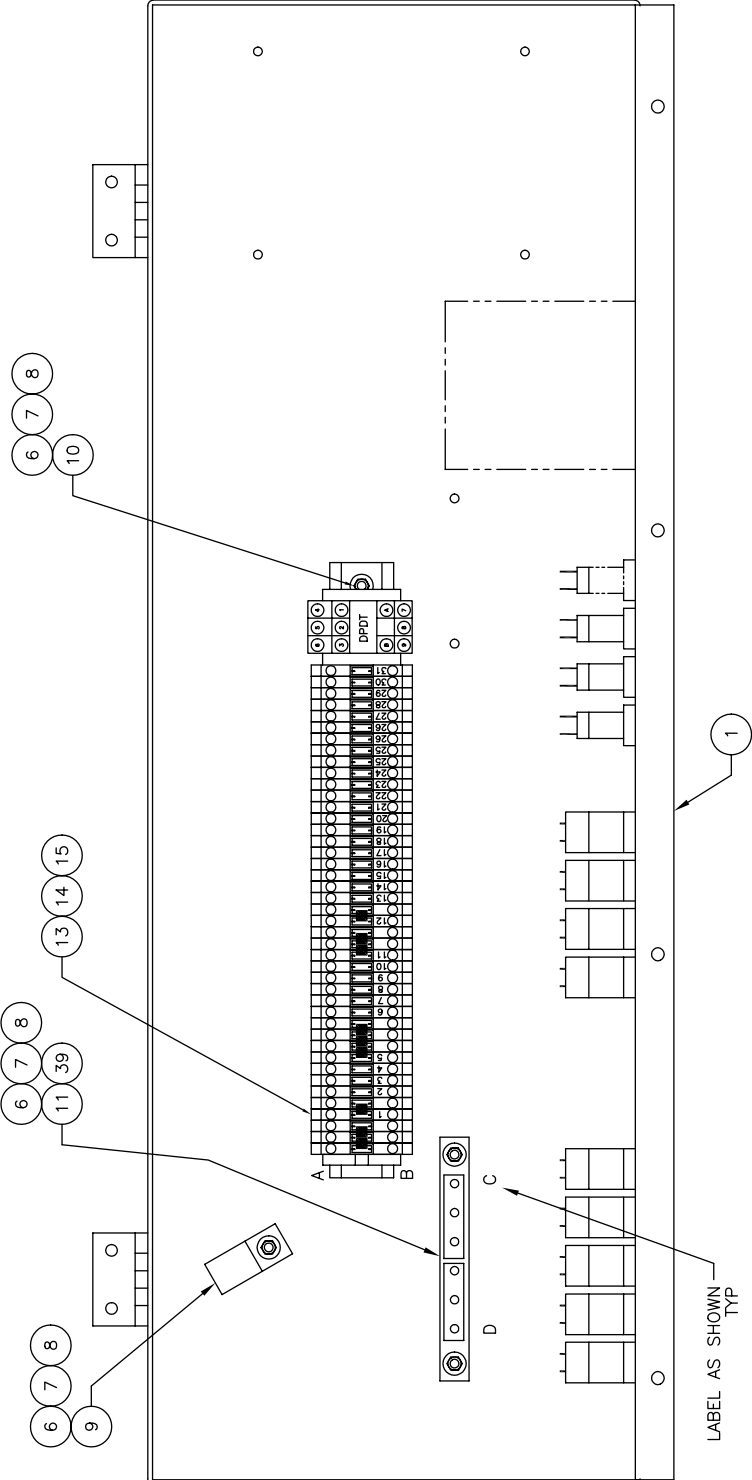
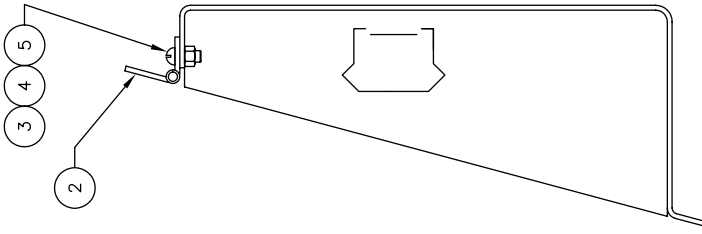


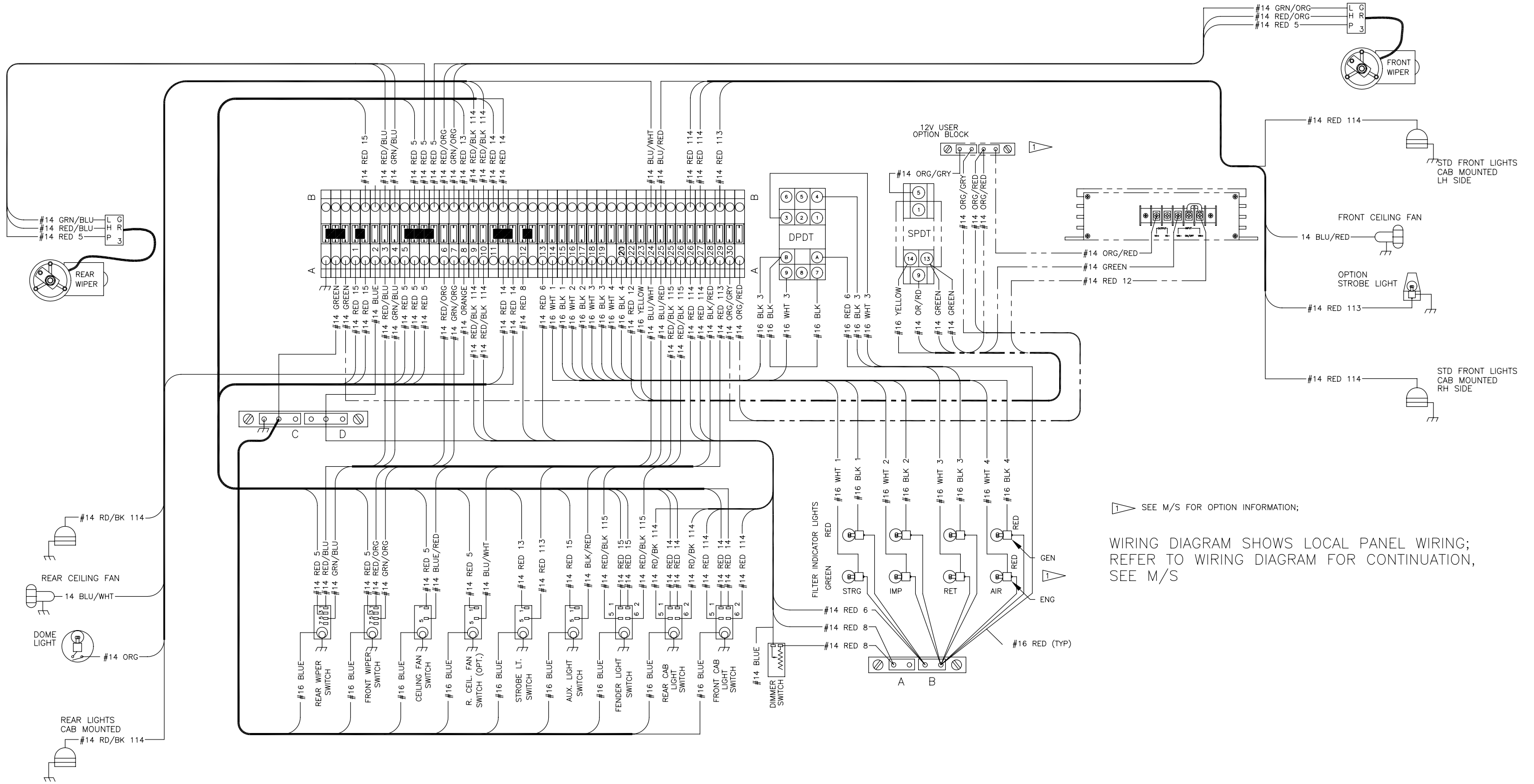
---

Overhead Panel Assembly



## Overhead Panel Assembly

Item	Part No.	Qty	Description	Item	Part No.	Qty	Description
	<b>580362</b>		<b>Panel Assembly</b>				
1	571653	1	. Plate, Console	20	234507	2	. Symbol, Fan
2	568241	2	. Hinge	21	234975	1	. Switch, 24V
3	09420904	4	. Capscrew	22	236501	2	. Frame, Mounting
4	224209	4	. Nut, Esna	23	234741	2	. Symbol, Lamp
5	00103339	4	. Flat Washer	24	234742	1	. Symbol, Rear Lamp
6	234495	5	. Capscrew	25	236486	1	. Symbol, Light Front
7	224191	5	. Nut, Esna	26	234739	1	. Dimmer Switch,17W
8	00103338	5	. Flat Washer	27	236502	3	. Pilot Lamp
9	209589	1	. Clamp	28	236503	3	. Lens, Reducer
10	22628	1m	. Rail, Din	29	236504	3	. Lens, Green
11	229882	1	. Terminal Block	30	236485	2	. Frame, Mounting
13	236924	43	. Terminal Block	31	234505	2	. Frame, Mounting
14	236925	1	. End Plate	32	570276	1	. Decal
15	236926	9	. Jumper, Horizontal	33	570277	1	. Decal
16	234509	3	. Cover, Blank	34	578530	1	. Decal
17	236489	2	. Switch, Wiper	36	571603	1	. Wire Harness
18	236121	2	. Symbol, Wiper	37	571662	1	. Wiring, Panel Assembly
19	234736	5	. Switch, 24V	38	571663	1	. Wiring, Panel Assembly
	234508	1	. . Socket	39	704267	2	. Jumper, Brass
	236901	1	. . .Bulb				



1 SEE M/S FOR OPTION INFORMATION;

WIRING DIAGRAM SHOWS LOCAL PANEL WIRING;  
REFER TO WIRING DIAGRAM FOR CONTINUATION,  
SEE M/S