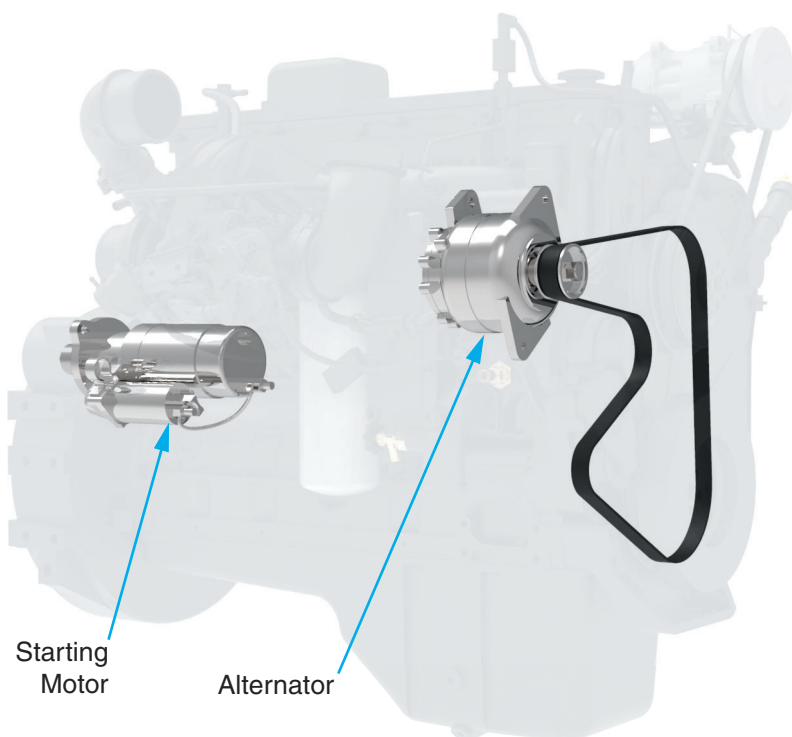


## Electrical System



*Figure 3-4-1 Alternator and Starter Motor*

### Alternator

The alternator is connected to the rotating crank shaft of the engine with a serpentine belt. It converts the mechanical energy of the crank shaft's rotation to electricity. This electricity is used to recharge the batteries and power the electrical systems of the machine.

### Ignition

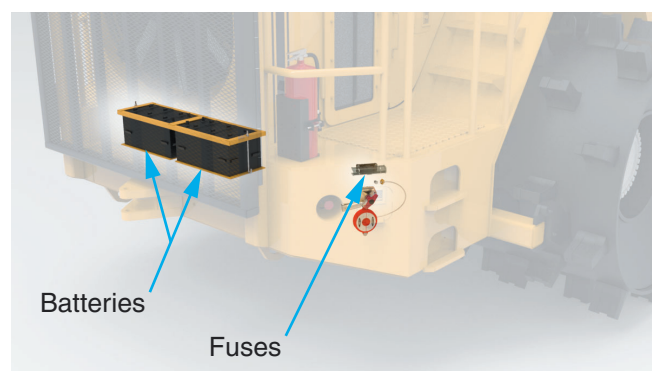
The ignition system uses an electric starting motor, activated with a key switch, much like the one on your personal vehicle.

### Batteries

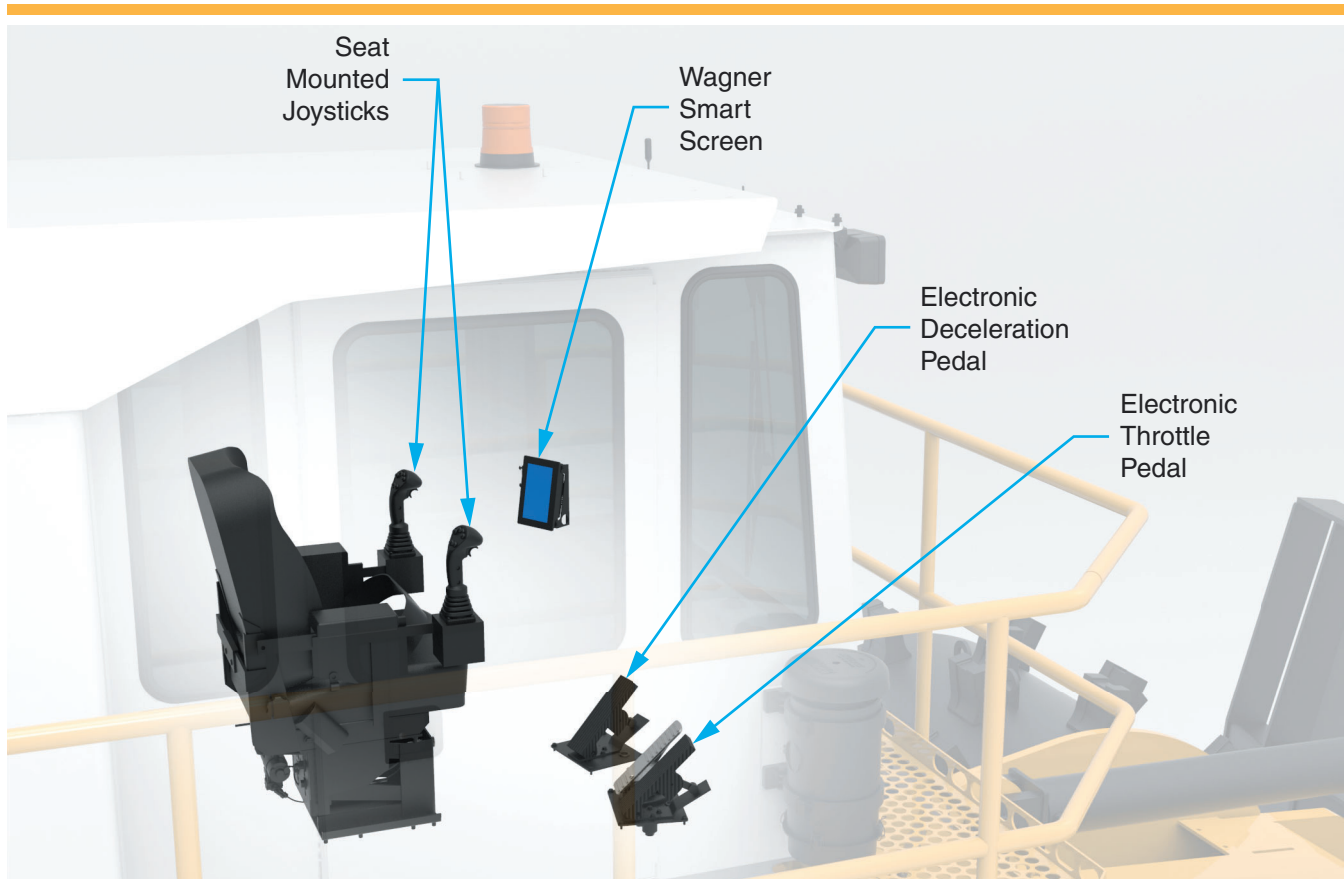
Your Wagner's electrical system is powered by two 12 volt lead acid batteries connected in series. At 0°F, these batteries supply 1300 cranking amps. They are 20.75" x 11" x 9.63" and weigh approximately 130 lbs. These batteries are continuously charged by the alternator when the engine is running.

### Fuses

Two 400 Amp fuses in parallel provide protection from over-current conditions that might arise.



*Figure 3-4-2 Batteries and Fuses*



*Figure 3-4-3 Operator Controls*

### **Seat Mounted Joysticks**

The two seat-mounted electronic joysticks control the implements, the transmission, and are used for steering.

### **Electronic Foot Pedals**

Throttle and deceleration are controlled by electronic foot pedals.

### **Wagner Smart Screen**

The Wagner Smart Screen provides vital feedback to the operator, including but not limited to transmission direction and gear, speed, engine and fuel status, and any warnings. The operator will be alerted when filter elements must be replaced.

### **Lights**

Standard and optional external LED lighting groups enhance safety by providing illumination of surroundings during night time and adverse weather conditions.



*Figure 3-4-4 Lights*

## Environmental

The environmental system in the operator's cab maintains a comfortable working environment. An A/C and Heater unit maintains a comfortable working temperature inside the cab, and the AM/FM/Digital Media player is available for the operator.

## Optional Rearview Camera Monitor

A rearview camera monitor is an available option to enhance rearview visibility.




Figure 3-4-5 Environmental Controls and Rearview Camera Monitor

---

**INTENTIONALLY LEFT BLANK**