

### Towing

Carefully follow these instructions and warnings to help prevent personal injury or damage to your Logstacker:

Tow eyes are rated at 40,000 lbs each when using either the double leg sling chain as shown in figure 5-7-1 or two chains as shown 5-7-2. Keep direction of pull in-line with bogie within 15 degrees.

#### **Machine Has Power**

1. Connect chains as shown in figure 5-7-1 or 5-7-2.
2. Disengage park brake and raise carriage so it is at least 2 ft. off the ground.
3. Place transmission in neutral or operate machine in reverse while being towed.

#### **Machine Does Not Have Power - Accumulators Full**

1. Turn key to ON position. Disengage park brake.

#### **Machine Does Not Have Power - Accumulators Empty**

1. Remove hose from park brake caliper and connect porta-power (see Figure 5-7-3). Operate porta-power until park brake disengages.



### WARNING

Porta-Power hose should be long enough so operator can secure it to the machine and stand clear while the machine is being towed. Failure to do so could result in injury or death.

### NOTICE

Tow backwards in the direction the bogie is facing. Failure to do so may cause damage to machine (see Figures 5-7-1 and 5-7-2).

### NOTICE

Do not exceed 30 degrees when connecting tow chain as shown in Figure 5-7-1 or damage to machine can occur.

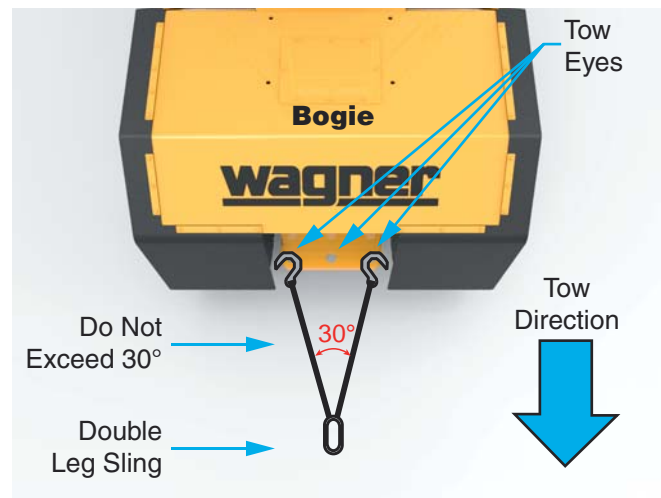


Figure 5-7-1 Towing with double leg sling chain

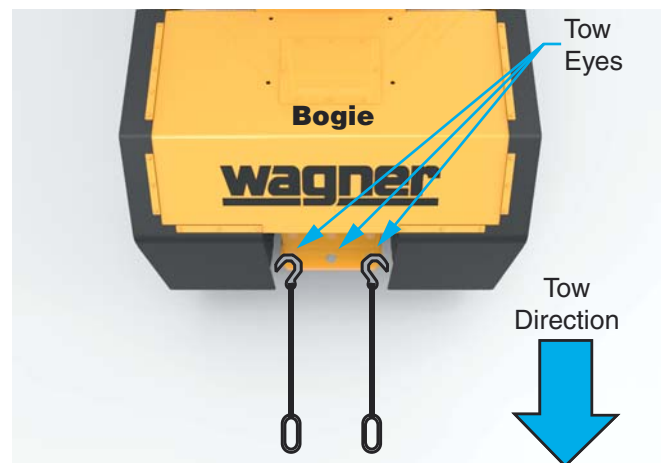


Figure 5-7-2 Towing with two chains

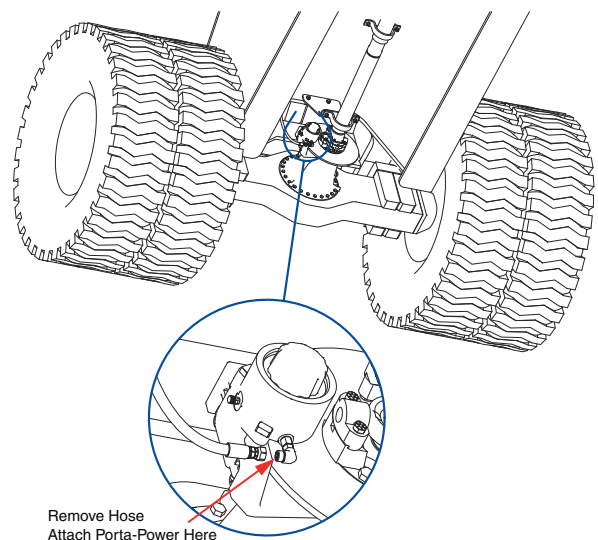


Figure 5-7-3 Connect Porta-Power

---

**INTENTIONALLY LEFT BLANK**