

Retrieving Bundled Logs

1. Approach the deck with the carriage tilted forward and holddown arms fully raised (see Figure 4-12-1).
2. Work the tines between the bundles. Take care not to hook logs from the lower bundle. Work the tines as far under the bundle as possible (see Figure 4-12-2).
3. Tilt the carriage back and start to lower the holddown arms as soon as they will clear the remaining bundles (see Figure 4-12-3).
4. Lift the bundle, tilt back slightly, secure the bundle with the main holddown arms, and back away from the remaining bundles (see Figure 4-12-4).
5. Lower the bundle to the ground and re-clamp if necessary to secure the load. Travel with the load as close to the ground as possible. Raise the load only enough to clear obstacles.




Figure 4-12-1 Approaching Deck




Figure 4-12-2 Working Tines Between Bundles

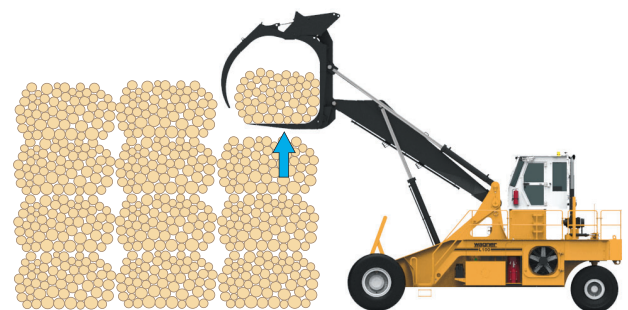


Figure 4-12-3 Lifting Bundle Off Stack

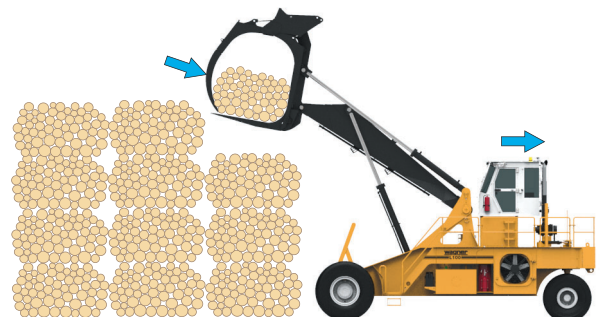


Figure 4-12-4 Securing Bundle

INTENTIONALLY LEFT BLANK