

Cold Decking Bundled Logs

1. When approaching the deck with a bundle, raise the main holddown arms. This allows the bundle to be placed tightly against the others (See Figure 4-10-1).
2. To place the bundle, set the bundle in position, push forward with the kickoff arms while backing up. The bundle will slide off of the tines (See Figure 4-10-2).
3. Always stack bundles in vertical piles- not interlocking. This will make retrieval much easier. Also, when stacking one bundle on top of another, press down on the lower bundle with the carriage. This will flatten the lower bundle and make the deck much more stable and retrieval easier (See Figure 4-10-3).
4. Depending on bundle size, it may be possible to stack the bundles four high.

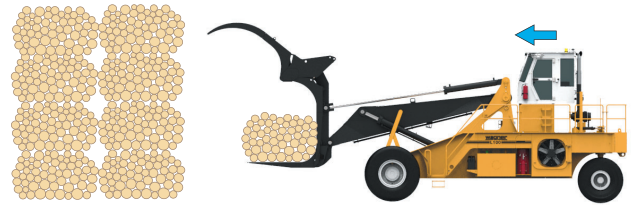


Figure 4-10-1 Approaching the Deck

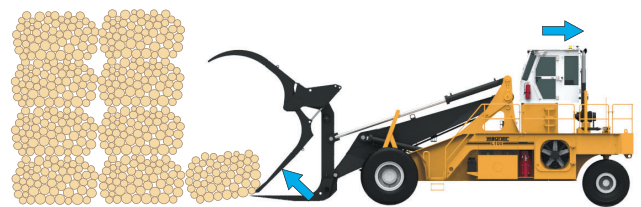


Figure 4-10-2 Placing Bundle

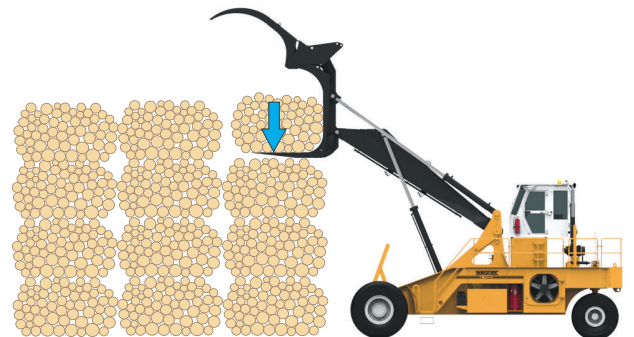


Figure 4-10-3 Flattening Lower Bundle Before Placing Top Bundle

INTENTIONALLY LEFT BLANK