

Suggested Spares Guide L115F-310

Consumables, Approximate 1 Year Supply (calculated at 2000 hours/year)

Allied P/N	Description	Where Used	On-Hand Quantity (Recommended)	Order Quantity
238206	Hydraulic Oil		550 Gallons	
219374	Grease (chassis)		35 Lbs	
593766	Grease (driveline cross assemblies)		1 Cartridge	
221340	Anti-Freeze, Premix 50/50		24 Gallons	
235720	Drive Axle Gear Oil		60 Gallons	
236077	Engine Oil		110 Gallons	
238206	Transmission Fluid		20 Gallons	
256421	Belt, Serpentine	591308	1	
591169	Belt, Serpentine	589819	1	
588188	Filter, Fuel/Water Separator, Primary	589819	12	
587568	Filter, Fuel, Secondary	589819	12	
254174	Element, Fuel/Water Separator, Remote	592335	12	
587565	Filter, Oil	589819	12	
591168	Filter, Water Conditioner	589819	2	
258701	Element, Air Cleaner Assembly	258700	2	
258702	Safety Element, Air Cleaner Assembly	258700	2	
247429	Filter Element, Transmission (Dual Spin-On)	591350	4	
588191	Service Kit, 100 GPM HP Filter	589733	12	
588192	Service Kit, 40 GPM HP Filter	589732	4	
591574	Service Kit, Return Filter	243457	8	
258699	Filter Element, Cab Pressurizer	590805	1	
259015	Filter Element, Cab Pressurizer (Hi-Efficiency Option)	590805	1	
581995	Kit, Parking Brake	244409	2	
258774	Wiper Blade Assembly	591306	4	

Suggested Spares Guide L115F-310**Section 2 - POWER UNIT**

Allied P/N	Description	Where Used	Quantity on Machine	Order Quantity
2-1	Engine			
202889	Switch, Oil Pressure	591308	1	
209846	Hose, Push-On	591308	1FT	
203519	O-Ring	591308	1	
226184	Gasket, Pump Mounting	591308	2	
237008	Shutoff Valve	591308	2	
505499	Gasket, Pump Mounting	591308	2	
R10663	O-Ring	591308	1	
R10664	O-Ring	591308	1	
256421	Belt, Serpentine	591308	1	
591169	Belt, Serpentine	589819	1	
588188	Filter, Fuel/Water Separator, Primary	589819	1	
587568	Filter, Fuel, Secondary	589819	1	
587565	Filter, Oil	589819	1	
591168	Filter, Water Conditioner	589819	1	
591165	Alternator	589819	1	
591166	Starter	589819	1	
591167	Water Pump	589819	1	

Suggested Spares Guide L115F-310

Section 2 - POWER UNIT

Allied P/N	Description	Where Used	Quantity on Machine	Order Quantity
2-4 Fuel				
592676	Hose Kit, Fuel System	592335	1	
227988	Filler/Breather, Fuel Tank	592335	1	
254174	Element, Fuel/Water Separator, Remote	592335	1	
2-5 Air Intake & Exhaust				
240714	Hose Kit, Air Intake Installation	591310	1	
258701	Element, Air Cleaner Assembly	258700	2	
258702	Safety Element, Air Cleaner Assembly	258700	2	
218903	Valve, Vacuator	258700	2	
215733	Rubber Elbow (90°, 6" ID)	591310	2	
224226	Rubber Elbow (45°, 7" ID)	591310	2	
224354	Rubber Elbow (90°, 7"-6" ID)	591310	1	
228425	Rubber Elbow (45°, 7"-6" ID)	591310	2	
R1904878	Rubber Elbow (90°, 6" ID)	591310	3	
2-6 Cooling				
254082	Fan, 28"	591358	2	
243652	Tube (Radiator)	250744	190	
250669	Seal, Bottom (Radiator)	250744	190	
250670	Seal, Top (Radiator)	250744	190	
224222	Vibration Dampener	591358	2	
R12968265	Surge Tank Cap	581335	1	
226663	Seal, Aftercooler Assy	252973	190	
226664	Seal, Aftercooler Assy	252973	190	
252977	Tube, Aftercooler Assy	252973	190	
592492	Hose Kit, Radiator Installation	591358	1	

Suggested Spares Guide L115F-310

Section 3 - DRIVETRAIN

Allied P/N	Description	Where Used	Quantity on Machine	Order Quantity
3-2 Transmission and Converter				
593911	Transmission	591995	1	
583010	. Service Kit	593911	1	
574042	. Service Kit, Transmission Disconnect Assy	593911	1	
581904	. Service Kit, Transmission 1st & 2nd Clutch	593911	1	
592793	Cooler, Transmission	591350	1	
593454	. Motor	592793	1	
592750	Hose Kit, Transmission Circuit	591350	1	
256298	Converter	591308	1	
570774	. Service Kit	256298	1	
257100	Kit, Flexplate, 16" Power Unit	591308	1	
3-3 Drivelines				
249023	Driveline Assembly	591309	1	
250090	. Cross Assembly	249023	2	
249014	Driveline Assembly	591309	1	
215403	. Cross Assembly	249014	2	
3-4 Axles				
591360	Tailfork Installation		1	
240839	. Bearing Cone, Tailfork Installation	591360	2	
204603	. Bearing Cone, Tailfork Installation	591360	2	
212198	. Bearing Cup, Tailfork Installation	591360	1	
212199	. Bearing Cone, Tailfork Installation	591360	1	
214471	. Bearing Cup, Tailfork Installation	591360	1	
234204	. Bearing Cone, Tailfork Installation	591360	1	
203564	. O-Ring, Tailfork Installation	591360	2	
208870	. Seal, Tailfork Installation	591360	2	
214464	. Seal, Tailfork Installation	591360	1	
508834	. Seal, Race, Tailfork Installation	591360	2	
591851	Front Axle Installation		1	
200268	. Breather, Axle Installation	591851	1	
547338	. Axle Shaft, Front Axle	591851	2	
584897	. Disk Brake, Wet	591851	2	
593415	.. Kit, Service - Wet Disk Break	584897	2	
249169	. Wheel End And Differential Kit	591851	2	
240438	.. Differential & Carrier Assembly	249169	1	
217706	... Ring & Pinion Set	240438	1	
584264	... Kit, Service, Differential	240438	1	
234545	... Differential Sub Assembly	240438	1	

Suggested Spares Guide L115F-310

Section 3 - DRIVETRAIN

Allied P/N	Description	Where Used	Quantity on Machine	Order Quantity
211953	. . Planet Carrier Assembly	249169	2	
587562	. . . Kit, Service, Planet Carrier	211953	2	
577287	Pin, Parking Brake Installation	577281	2	
3-5	Wheels & Tires			
590035	Rear Wheel Assembly		2	
589995	. Rim Assembly	590035	2	
589986	. Tire	590035	2	
590029	Front Wheel Assembly (outside) W/Short Stem		2	
229546	. Rim Assembly	590029	2	
589984	. Tire	590029	2	
590028	Front Wheel Assembly (inside) W/Long Stem		2	
229546	. Rim Assembly	590028	2	
589984	. Tire	590028	2	

Suggested Spares Guide L115F-310

Section 4 - BRAKE SYSTEM

Allied P/N	Description	Where Used	Quantity on Machine	Order Quantity
4-1	Systems			
592071	Hose Kit, Hydraulic System Brakes	591351	1	
4-3	Supply Components			
590180	Accumulator	591351	2	
590153	Accumulator	591351	1	
593648	Manifold Assembly, Brakes	591351	1	
247426	. Valve, Shuttle	593648	2	
233943	. Valve, Cartridge	593648	2	
242335	.. Seal Kit	233943	1	
244835	. Valve, Cartridge	593648	2	
242335	.. Seal Kit	244835	1	
256262	. Valve, Manifold Assembly	593648	2	
254539	.. Seal Kit	256262	1	
590184	Manifold Assembly, Fire System	591351	1	
590185	. Valve, Cartridge	590184	1	
591261	.. Seal Kit	590185	1	
229043	. Valve	590184	1	
242101	.. Seal Kit	229043	1	
4-5	Actuator Components			
244409	Parking Brake Caliper	577281	1	
581995	. Service Kit	244409	2	

Section 5 - HYDRAULIC SYSTEM

Allied P/N	Description	Where Used	Quantity on Machine	Order Quantity
5-1	Systems & Circuits			
245334	Filter Indicator, Ele/Vis	591321	1	
586918	Sender, Oil Temp	591321	1	
590486	Hose Kit, Hydraulic System Seat to Bulkhead	589201	1	
592053	Hose Kit, Hydraulic System Chassis	591321	1	
592721	Hose Kit, Hoist/Tilt and Ride Control	591348	1	
592224	Hose Kit, Hydraulic System Seat	592176	1	
592694	Hose Kit, Hydraulic System Steering	591347	1	
592114	Hose Kit, Hydraulic System Carriage	591305	1	
591385	Hose Kit, Valve Module	591349	1	
203519	O-Ring	591348	2	

Suggested Spares Guide L115F-310

Section 5 - HYDRAULIC SYSTEM

Allied P/N	Description	Where Used	Quantity on Machine	Order Quantity
5-2 Pumps				
222452	Pump, Converter Charging	256295	1	
R235961	Gasket	256295	1	
589758	Pump, Steering	591308	1	
250729	. Seal Kit	589758	1	
57597W	O-Ring	591308	1	
592219	Pump, Implement LH	591308	1	
505499	Gasket	591308	1	
245617	Pump, Implement RH	591308	1	
505499	Gasket	591308	1	
587417	Pump, Brake / Pilot	591308	1	
226184	Gasket	591308	1	
253275	Pump, Transmission Oil Cooler	591308	1	
27360	Gasket	591308	1	
589113	Pump, Pilot Implement/Accumulator	591308	1	
589734	. Kit, Seal	589113	1	
226184	Gasket	591308	1	
251428	Pump, Radiator/Charge Air Cooler	591308	1	
27360	Gasket	591308	1	
5-3 Valves				
587577	Holddown/Kickoff Valve Assembly	591349	2	
588585	. Seal Kit	587577	2	
588592	. Valve, Cartridge	587577	2	
588587	. . Seal & Spring Kit	588592	2	
250108	. Valve, Cartridge	587577	2	
588588	. . Seal & Spring Kit	250108	2	
250637	Valve, Hoist & Tilt	591349	1	
251091	. Valve, Cartridge	250637	2	
251100	. Service Kit Port Relief Valve	250637	2	
251101	. Seal Kit	250637	1	
251102	. Seal Kit	250637	1	
251078	. Relief, Valve	250637	1	
234990	Valve, Steering Flow Amplifier	591349	1	
234623	. Valve, Cartridge	234990	1	
234833	. Valve, Cartridge	234990	1	
234639	. Service Kit	234990	1	
234081	Steering Unit	591365	1	
234815	. Seal Kit	234081	1	
586777	Remote Control Valve	589377	1	
250655	. Bellows, Remote Control Valve	586777	1	

Section 5 - HYDRAULIC SYSTEM

Allied P/N	Description	Where Used	Quantity on Machine	Order Quantity
5-3	Valves			
586775	Remote Control Valve	589378	1	
249617	. Bellows, Remote Control Valve	586775	1	
21199	Valve, Flow Control	591349	2	
249635	Valve, Remote Steering	590987	1	
586918	Sender, Oil Temp, Valve Module	591321	1	
5-4	Cylinders			
562940	Pin, Tilt Cylinder Installation	592547	2	
565059	Bushing, Tilt Cylinder Installation	592547	2	
592548	Cylinder Assembly, Tilt	592547	2	
533666	. Bushing	592548	2	
568937	. Service Packing Kit	592548	1	
558313	Cylinder Assembly, Aux HD	592063	2	
566413	. Service Kit	558313	2	
505206	. Bushing, Barrel & Eye	558313	4	
505657	. Bushing	558313	2	
574863	Cylinder Assembly, Kickoff	592063	2	
572058	. Service Kit	574863	2	
508766	. Bushing, Barrel	574863	4	
572055	. Bushing, Stem Assy	574863	4	
505722	. Bushing	574863	2	
574637	Cylinder Assembly, Holddown	592063	2	
574643	. Service Kit	574637	2	
572055	. Bushing, Stem	574637	2	
508766	. Bushing, Barrel	574637	4	
533666	. Bushing	574637	2	
567262	Pin, Hoist Cylinder Installation	W11019	2	
572479	Cylinder Assembly, Hoist	W11019	2	
572953	. Service Kit	572479	2	
505568	. Bushing, Barrel & Eye	572479	4	
573170	. Bushing	572479	2	
500290	Pin, Steering Cylinder Installation	W10970	2	
569848	Cylinder Assembly, Steering	W10970	2	
566408	. Service Kit	569848	2	
204502	. Spherical Bearing, Stem & Eye Assy	569848	2	
505350	. Bushing, Barrel & Base Assy	569848	4	
5-5	Filters			
588191	Service Kit, 100 GPM HP Filter	589733	3	
588192	Service Kit, 40 GPM HP Filter	589732	1	
591574	Service Kit, Return Filter	243457	2	

Section 6 - ELECTRICAL SYSTEM

Allied P/N	Description	Where Used	Quantity on Machine	Order Quantity
6-1	Systems & Circuits			
259080	Floodlight	593524	1	
593525	Alarm	593524	1	
6-2	Components			
259080	Floodlight	592218	6	
259080	Floodlight	589679	4	
200220	Battery, 12V	591361	2	
230729	Sending Unit, Fuel Level	591361	1	
591794	Battery Disconnect Switch	591361	1	
214802	O-Ring	574276	1	
22632	Relay	590976	3	
238891	Relay	590976	3	
242950	Fuse, 1 Amp	592826	26	
591378	Fuse, 3 Amp	592826	2	

Section 7 - CAB & COWL

Allied P/N	Description	Where Used	Quantity on Machine	Order Quantity
7-1	Basic Structure			
258774	Wiper Blade Assembly	591306	2	
586386	Glass, Front Windshield, Curved	586385	1	
586621	Glass, Rear Windshield	586385	1	
586622	Glass, Rear RH	586385	1	
586623	Glass, Rear LH	586385	1	
590008	Glass, RH Door, Upper	589657	1	
586620	Glass, RH Door, Lower	589657	1	
590009	Glass, LH Door, Upper	589658	1	
586618	Glass, LH Door, Lower	589658	1	
258685	Door Handle, RH	589657	1	
258685	Door Handle, LH	589658	1	
224222	Dampener, Vibration	586670	1	
254962	Connector, ECM	591306	1	
234245	Hose, Cab Assy	591306	16FT	
203037	Molding, Locking Key (Window Molding)	586385	25FT	
258638	Molding, Self Lock, Window	586385	25FT	

Section 7 - CAB & COWL

Allied P/N	Description	Where Used	Quantity on Machine	Order Quantity
7-2	Instruments & Controls			
249693	Gauge, Engine Coolant	586437	1	
251325	Gauge, Engine Oil Pressure	586437	1	
254933	Gauge, Tachometer	586437	1	
249694	Plug (PVJR, 6-Way W/Resistor)	587924	1	
251326	Gauge, Voltmeter	587924	1	
254934	Gauge, Aux Oil Temp	587924	1	
254935	Gauge, Aux Oil Press	587924	1	
255254	Alarm, Audible	587924	1	
258707	Gauge, Fuel Level	587924	1	
588432	Green LED	587925	6	
588433	Yellow LED	587925	1	
586917	Gauge, Oil Temp	587926	1	
223062	Circuit Breaker, 2 Amp	589281	1	
223065	Circuit Breaker, 5 Amp	589281	2	
223067	Circuit Breaker, 15 Amp	589281	5	
223069	Circuit Breaker, 30 Amp	589281	1	
223377	Circuit Breaker, 20 Amp	589281	3	
22632	Relay	589281	2	
229301	Relay, Terminal Panel	589281	2	
229306	Circuit Breaker, 10 Amp	589281	7	
232908	Relay, Junction Box	589281	1	
232909	Socket - Relay	589281	1	
238891	Relay	589281	2	
22632	Relay	592826	1	
232903	Power Converter	592826	1	
234736	Switch	592826	2	
234739	Switch	592826	1	
235217	Connector, Female	592826	60	
237688	Switch	592826	4	
238891	Relay	592826	1	
239174	Switch	592826	2	
242950	Fuse, 1A	592826	26	
247209	Terminal Block	592826	5	
249692	Display Module	592826	1	
588431	Red LED	592826	2	
588432	Green LED	592826	2	
588433	Yellow LED	592826	2	
ELC7531010	Potentiometer	592826	1	
GAG0001133	Hour Meter	592826	1	
R10547	Buzzer	592826	1	

Section 7 - CAB & COWL

Allied P/N	Description	Where Used	Quantity on Machine	Order Quantity
7-2	Instruments & Controls			
R13656	Switch	592826	1	
589378	Joystick Assembly, 5-Button	589215	1	
589213	. Handle, Joystick; 5 Button	589378	1	
589377	Joystick Assembly, 4-Button	589215	1	
589214	. Handle, Joystick; 2 Button	589377	1	
7-3	Miscellaneous			
243304	Bearing Cup	591307	2	
243305	Bearing Cone	591307	2	
238891	Relay	258674	1	
207155	Ignition Switch	591365	1	
225649	Light, Red, Emergency Brake	589215	1	
234264	Control Unit, Park Brake	589215	1	
234736	Switch	589215	3	
236488	Switch	589215	1	
232906	Light, Flashing Amber	590911	1	
259220	Horn, 24 Vdc	590911	1	
240151	O-Ring	591307	2	
589080	Kit, Seatbelt Hardware, Operator's Seat	590646	1	
215096	Safety Belt	590646	1	
240259	Kit, Seatbelt Hardware, Training Seat	588161	1	
215096	Safety Belt	588161	1	
586692	Driveline Assembly	590645	1	
587270	. Cross Assembly	586692	1	
590074	AC/Heater	590577	1	
589053	Fan, Defroster	590577	1	
590720	Hose Kit, Air Conditioner/Heater	590577	1	
258699	Filter Element, Cab Pressurizer	590805	1	
259015	Filter Element, Cab Pressurizer (Hi-Efficiency Option)	590805	1	

Section 8 - FRAME & ATTACHMENTS


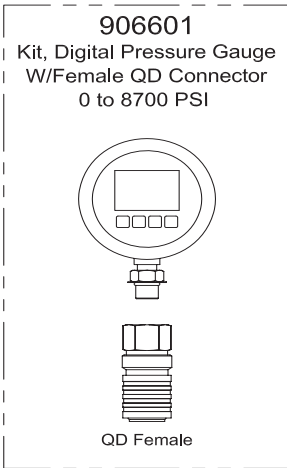
Allied P/N	Description	Where Used	Quantity on Machine	Order Quantity
8-1	Frame & Attachments			
591304	Boom Assembly		1	
561170	. Bushing, Boom Assy	591304	6	
561306	. Pin, Boom Assy	591304	1	
563280	. Pin, Boom Assy	591304	1	
574784	. Pin, Boom Assy	591304	1	
561518	. Pin, Boom Assy	591304	1	
227472	. Hose Assembly	591304	2	
049-2409	. Hose Assembly	591304	12	
591301	Chassis Assembly		1	
577031	. Pin, Chassis Assy	591301	2	
211398	. Drain Cock, Chassis Assy	591301	1	
224744	. Breather, Hydraulic Tank, Chassis Assy	591301	1	
562966	. Dipstick - Hydraulic Oil	591301	1	
555064	. Gasket, Manhole Cover	591301	2	
562468	. Gasket, Return Filter Cover Plate	591301	1	
563775	. Gasket, Dirt Box	591301	1	
592063	Carriage Assembly		1	
534121	. Pin Assembly, Carriage Assy	592063	4	
572136	. Pin, Carriage Assy	592063	2	
576544	. Pin, Carriage Assy	592063	1	
572137	. Pin, Carriage Assy	592063	2	
572138	. Pin, Carriage Assy	592063	2	
572139	. Pin, Carriage Assy	592063	2	
577185	. Pin, Carriage Assy	592063	2	
558324	. Pin, Carriage Assy	592063	2	
558325	. Pin, Carriage Assy	592063	2	
558326	. Pin, Carriage Assy	592063	2	
563280	. Pin, Carriage Assy	592063	3	
562851	. Pin, Carriage Assy	592063	1	
561170	. Bushing, Carriage Assy	592063	2	
561110	. Tine, Carriage Assy	592063	2	
572015	. Kickoff, Carriage Assy	592063	2	
534117	.. Bushing, KO	572015	4	
572016	. Holddown, Carriage Assy	586789	2	
534117	.. Bushing, HD	572016	4	
576946	. Holddown, Auxiliary Arm	586789	2	
517115	.. Bushing	576946	2	
558336	.. Bushing	576946	4	

Section 9 - ACCESSORIES & OPTIONS

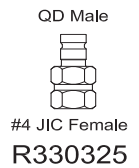
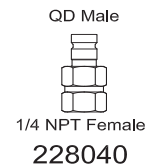
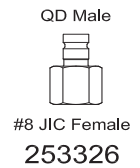
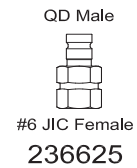
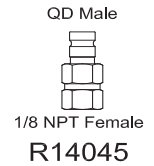
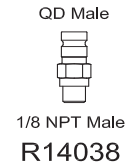
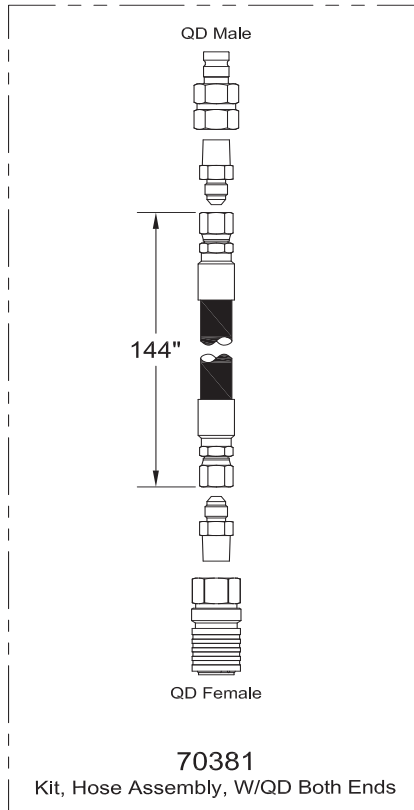
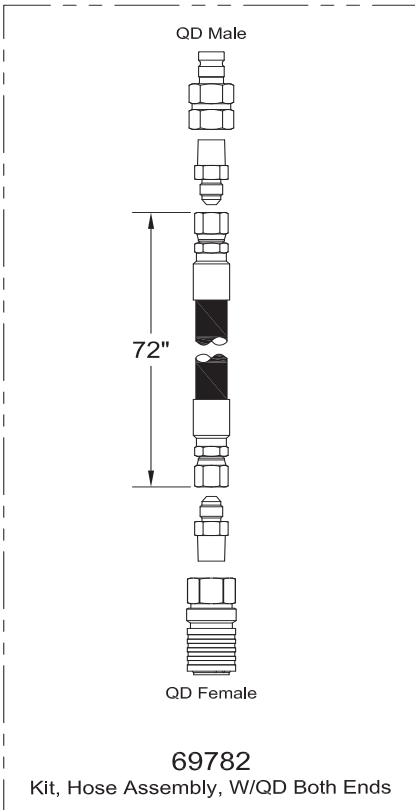
Allied P/N	Description	Where Used	Quantity on Machine	Order Quantity
9-1	Accessories & Options			
249803	Battery, 3.6 VDC, Fire Detection Sys	587003	1	
212052	Fire Extinguisher	582769	2	
592315	Hose Kit, Fire Suppression System	591359	1	
589135	Hose Kit, Remote Lube System	577637	1	

Diagnostic Tools

Order from Allied Systems
Service Parts Department
503-625-2560.



69778
Multi-Meter, 12 Function
AC/DC Voltage & Current, Resistance,
Capacitance, Frequency, Type K & IR
Temperature, Diode/Continuity, Duty Cycle
Non-Contact InfraRed Thermometer
CAT III Test Leads
Type K Bead Wire Temp Probe



Tools

Allied P/N	Description	On-Hand Quantity (Recommended)	Order Quantity
226672	Breaker Tool, Radiator Tubes	1	
226671	Installation Tool, Radiator Tubes	1	
252920	Lube Brush, Seal & Tube End	1	
259069	Header Plate Hole Cleaning Brush	1	
243274	Accumulator Recharge Valve	1	
509574	Air Hose Kit	1	
537788	Spindle Nut Wrench	1	
588466	Socket Set; 3/8Dr 3/8 To 7/8 22PC	1	
588467	Socket Set; 1/2Dr 3/8 To 1-1/4 30PC	1	
588468	Socket Set; 3/4Dr 7/8 To 2-3/8 29PC	1	
588530	3/8 DR 6mm-19mm 12 Point	1	
588529	1/2 DR 10mm-26mm 12 Point	1	
588469	Wrench Set; 5/16 To 2-1/2 31PC	1	
588528	Wrench Set; 7mm-24mm, 18 PC	1	
588527	Hex Key Set; .025" To 5/8"	1	
588526	Hex Key Sets; .07mm-17mm, 15 PC	1	
556042	Wrench - Swivel Nut	1	
558533	Fire Extinguisher Wrench	1	

Diagnostic Tools

Allied P/N	Description	On-Hand Quantity (Recommended)	Order Quantity
906601	0 to 8700 PSI Digital Pressure Gauge W/QD Connector	1	
69778	Multi-Meter; 12 Function	1	
69782	Kit; 72" Hose Assembly W/QD on Both Ends	1	
70381	Kit; 144" Hose Assembly W/QD on Both Ends	1	
R14038	Fitting; QD Male x 1/8 NPT Male	1	
R14045	Fitting; QD Male x 1/8 NPT Female	1	
236625	Fitting; QD Male x #6 JIC Female	1	
253326	Fitting; QD Male x #8 JIC Female	1	
228040	Fitting; QD Male x 1/4 NPT Female	1	
R330325	Fitting; QD Male x #4 JIC Female	1	
R14040	Fitting; QD Male x #4 SAE Male	1	
R14082	Fitting; QD Male x #6 SAE Male	1	

Every 10 Hours / Daily

Shift Maintenance Checklist

Note general vehicle condition. Clear away all collected debris - steam clean if necessary. Check for mechanical damage and loose or leaking components. Report all faults to maintenance department. **Always refer to manufactures (e.g. engine, transmission, converter) maintenance manual before performing any maintenance.**

Before Starting Engine, Check the Following:				
Ref	Component	OK	NO	ADD
1	ENGINE (Check oil level - check for leaks)			
2	V-BELTS (Check tension - check for damage - change as required)			
3	HYDRAULIC TANK (Check oil level - check for leaks)			
4	RADIATOR & OIL COOLER (Check coolant level - check for leaks; are fins clean and unobstructed?)			
5	AIR CLEANER/INTAKE SYSTEM (Check indicator - clean / change element as required, empty dust cup, check for leaks / damage)			
6	ENGINE BELTS (Check for adjustment and wear)			
7	WHEELS & TIRES (Check condition and pressure)			
8	AIR TANK (Check drain valves for correct operation)			
9	LUBRICATE CHASSIS (Refer to lube chart)			
10	WALK AROUND INSPECTION OF STRUCTURE (Check welds, leaks, damaged components, etc...)			
11	FIRE SAFETY CHECK (Check for accumulated debris in engine compartment, etc)			
12	FIRE SUPPRESSION SYSTEMS (Verify certifications are current)			

After Starting Engine, Check the Following:				
Ref	Component	OK	NO	ADD
13	ENGINE (Does it sound normal?)			
14	INSTRUMENTS (Check for normal readings)			
15	CONTROLS (Check for normal operation)			
16	EXHAUST SYSTEM (Check for leaks and excessive smoke)			
17	TRANSMISSION (After warming to operation temp, check oil level - check for leaks)			

Note Anything Abnormal or in Need of Repair:		
Component	Comments	
LIGHTS		
DEFROSTER		
REVERSE WARNING HORN		
HORN		
WINDSHIELD WIPERS		
HEATER		
AIR CONDITIONER		

OPERATOR _____

SUPERVISOR _____

DATE _____

MODEL L115F _____

SERIAL No 113310 _____

HOUR METER _____

First 50 Hours

Checklist

1	Check fluid levels - differentials, planetaries	OK <input type="checkbox"/>	Add <input type="checkbox"/>
2	Check hydraulic system - hoses, fittings	OK <input type="checkbox"/>	Repair <input type="checkbox"/>
3	Check battery - cables & connections	OK <input type="checkbox"/>	Repair <input type="checkbox"/>
4	Check all driveline capscrews - torque to spec. See service forms 80-1057 Torque Specification Chart & 80-627 Driveline Service.	OK <input type="checkbox"/>	No <input type="checkbox"/>
5	Check electrical system - lights, options, connections	OK <input type="checkbox"/>	No <input type="checkbox"/>
6	Check expander pins - torque to spec. (center hinge & steering cylinder pins)	OK <input type="checkbox"/>	No <input type="checkbox"/>
7	Check all pins, bushings and load bearing hardware	OK <input type="checkbox"/>	No <input type="checkbox"/>
8	Check accumulator pre-charge (if applicable)	OK <input type="checkbox"/>	No <input type="checkbox"/>

Consumables				
Allied P/N	Description	Section in Parts Book	Where Used	Quantity Required for this Interval
235720	Drive Axle Gear Oil	3-4	591851	*As Required

*See manufacturer service manual

MECHANIC _____

SUPERVISOR _____

DATE _____

MODEL L115F _____

SERIAL No 113310 _____

HOUR METER _____

Every 50 Hours or Weekly

Checklist

1	Repeat the 10 hour check	OK <input type="checkbox"/>	No <input type="checkbox"/>
2	Check for fluid leaks - oil, fuel, water, transmission	OK <input type="checkbox"/>	Repair <input type="checkbox"/>
3	Check wheel lug nuts and studs mechanically	OK <input type="checkbox"/>	Repair <input type="checkbox"/>
4	Check battery electrolyte level	OK <input type="checkbox"/>	Add <input type="checkbox"/>
5	Lubricate chassis & Driveline cross assemblies	OK <input type="checkbox"/>	No <input type="checkbox"/>
6	Record engine rpm	High _____	Low _____
7	Check for structural damage - inspect chassis & attachments for bending, cracking & broken welds	OK <input type="checkbox"/>	Repair <input type="checkbox"/>

Consumables

Allied P/N	Description	Section in Parts Book	Where Used	Quantity Required for this Interval
219374	Grease (for chassis)			As Required
593766	Grease (for driveline cross assemblies)	3-3	591309	As Required
238206	Transmission Fluid	3-2	593911	*As Required
238206	Hydraulic Oil	8-1	591301	As Required
235720	Drive Axle Gear Oil	3-4	591851	*As Required
236077	Engine Oil	2-1	589819	*As Required

* See manufacturer service manual

MECHANIC _____

SUPERVISOR _____

DATE _____

MODEL L115F _____

SERIAL No 113310 _____

HOUR METER _____

Every 250 Hours or Monthly

Checklist

1	Repeat the 50 hour check	OK <input type="checkbox"/>	No <input type="checkbox"/>
2	Take engine oil sample for analysis	OK <input type="checkbox"/>	No <input type="checkbox"/>
3	Change engine oil & filters	OK <input type="checkbox"/>	No <input type="checkbox"/>
4	Check axle differential oil level	OK <input type="checkbox"/>	Add <input type="checkbox"/>
5	Change fuel filters	OK <input type="checkbox"/>	Add <input type="checkbox"/>
6	Check axle planetary oil level	OK <input type="checkbox"/>	Add <input type="checkbox"/>
7	Change water treatment element	OK <input type="checkbox"/>	No <input type="checkbox"/>
8	Check all hydraulic pressures and record	OK <input type="checkbox"/>	No <input type="checkbox"/>
9	Check fire suppression actuator	OK <input type="checkbox"/>	No <input type="checkbox"/>
10	Inspect brake system & components	OK <input type="checkbox"/>	No <input type="checkbox"/>
11	Check and adjust the parking brake (if required)	OK <input type="checkbox"/>	No <input type="checkbox"/>
12	Grease Seat Platform Swivel Bearing	OK <input type="checkbox"/>	No <input type="checkbox"/>

Consumables

Allied P/N	Description	Section in Parts Book	Where Used	Quantity Required for this Interval
593766	Grease	7-3	591307	*As Required
236077	Engine Oil	2-1	589819	*As Required
587565	Filter, Oil	2-1	589819	*1
591168	Filter, Water Conditioner	2-1	589819	*1
588188	Filter, Fuel/Water Separator, Primary	2-1	589819	*1
587568	Filter, Fuel, Secondary	2-1	589819	*1
254174	Element, Fuel/Water Separator, Remote	2-4	592335	1

*See manufacturer service manual

MECHANIC _____
 SUPERVISOR _____
 DATE _____
 MODEL L115F _____
 SERIAL No 113310 _____
 HOUR METER _____

Every 500 Hours or Quarterly

Checklist

1	Repeat the 250 hour check	OK <input type="checkbox"/>	No <input type="checkbox"/>
3	Change hydraulic filters (clean hydraulic oil strainers)	OK <input type="checkbox"/>	No <input type="checkbox"/>
4	Change transmission filters	OK <input type="checkbox"/>	No <input type="checkbox"/>
5	Take oil samples from transmission, axle, and hydraulic system for analysis	OK <input type="checkbox"/>	No <input type="checkbox"/>
6	Check accumulator pre-charge pressure	OK <input type="checkbox"/>	No <input type="checkbox"/>

Consumables

Allied P/N	Description	Section in Parts Book	Where Used	Quantity Required for this Interval
591574	Service Kit, Return Filter	5-5	243457	2
247429	Filter Element, Transmission	3-2	591350	1
588191	Service Kit, 100 GPM HP Filter	5-5	589733	3
588192	Service Kit, 40 GPM HP Filter	5-5	589732	1

*See manufacturer service manual

MECHANIC _____

SUPERVISOR _____

DATE _____

MODEL L115F _____

SERIAL No 113310 _____

HOUR METER _____

Every 1,000 Hours or Semi-Annually

Checklist

1	Repeat the 500 hour check	OK <input type="checkbox"/>	No <input type="checkbox"/>
2	Change transmission oil	OK <input type="checkbox"/>	No <input type="checkbox"/>
3	Clean and flush cooling system & replace filter	OK <input type="checkbox"/>	No <input type="checkbox"/>
4	Check pins and bushings for wear	OK <input type="checkbox"/>	No <input type="checkbox"/>
5	Steam clean machine, inspect for structural cracks	OK <input type="checkbox"/>	No <input type="checkbox"/>
6	Drivelines - See service form 80-627, Driveline Service & Maintenance.	OK <input type="checkbox"/>	No <input type="checkbox"/>
7	Have ANSUL representative inspect and recertify fire suppression system	OK <input type="checkbox"/>	No <input type="checkbox"/>

Consumables

Allied P/N	Description	Section in Parts Book	Where Used	Quantity Required for this Interval
238206	Transmission Fluid	3-2	593911	*As Required

*See manufacturer service manual

MECHANIC _____
 SUPERVISOR _____
 DATE _____
 MODEL L115F _____
 SERIAL No 113310 _____
 HOUR METER _____

Every 2,000 Hours or Annually

Checklist

1	Repeat the 1,000 hour check	OK <input type="checkbox"/>	No <input type="checkbox"/>
2	Drain, flush and fill differential	OK <input type="checkbox"/>	No <input type="checkbox"/>
3	Drain, flush and fill planetaries	OK <input type="checkbox"/>	No <input type="checkbox"/>
4	Change hydraulic oil	OK <input type="checkbox"/>	No <input type="checkbox"/>
5	Check wheel bearing preload and adjust if necessary	OK <input type="checkbox"/>	No <input type="checkbox"/>
6	Have Allied representative inspect machine (annually)	OK <input type="checkbox"/>	No <input type="checkbox"/>

Consumables

Allied P/N	Description	Section in Parts Book	Where Used	Quantity Required for this Interval
235720	Drive Axle Gear Oil	3-4	591851	*As Required
238206	Hydraulic Oil	8-1	591301	As Required

*See manufacturer service manual

MECHANIC _____

SUPERVISOR _____

DATE _____

MODEL L115F _____

SERIAL No 113310 _____

HOUR METER _____

Every 3,000 Hours

Checklist

1	Drivelines - Inspect slip splines for wear (backlash). See service form 80-627, Driveline Service & Maintenance.	OK <input type="checkbox"/>	No <input type="checkbox"/>
---	------------------------------------------------------------------------------------------------------------------	-----------------------------	-----------------------------

MECHANIC _____
SUPERVISOR _____
DATE _____
MODEL L115F _____
SERIAL No 113310 _____
HOUR METER _____

Major Overhaul

Checklist

1	Replace all hydraulic hoses	OK <input type="checkbox"/>	No <input type="checkbox"/>
2	Rebuild drive axle	OK <input type="checkbox"/>	No <input type="checkbox"/>
3	Perform Non-Destructive Testing (NDT) on axle spindles and axle extension mount ring. Mark and rotate spindle 90°.	OK <input type="checkbox"/>	No <input type="checkbox"/>
4	Rebuild hydraulic cylinders	OK <input type="checkbox"/>	No <input type="checkbox"/>
5	Rebuild hydraulic valves	OK <input type="checkbox"/>	No <input type="checkbox"/>
6	Rebuild transmission	OK <input type="checkbox"/>	No <input type="checkbox"/>
7	Rebuild torque converter	OK <input type="checkbox"/>	No <input type="checkbox"/>

Consumables

Allied P/N	Description	Section in Parts Book	Where Used	Quantity Required for this Interval
251100	Service Kit, Hoist & Tilt Valve	5-3	250637	1
251101	Seal Kit, Hoist & Tilt Valve	5-3	250637	1
251102	Seal Kit, Hoist & Tilt Valve	5-3	250637	1
251091	Valve, Cartridge	5-3	250637	2
588585	Seal Kit	5-3	587577	2
588592	Valve, Cartridge	5-3	587577	2
250108	Valve, Cartridge	5-3	587577	12
234623	Valve, Cartridge	5-3	234990	1
234833	Valve, Cartridge	5-3	234990	1
234639	Service Kit	5-3	234990	1
247426	Valve, Shuttle	4-5	593648	2
233943	Valve, Cartridge	4-5	593648	2
244835	Valve, Cartridge	4-5	593648	2
256262	Valve	4-5	593648	2
251091	Valve, Cartridge	5-3	250637	2
251078	Valve, Relief	5-3	250637	1
590185	Valve, Cartridge	4-3	590184	1
229043	Valve, Cartridge	4-3	590184	1
583010	Service Kit, Transmission	3-2	593911	1
570774	Service Kit, Converter	3-2	256298	1
257100	Kit, Flexplate	2-1	591308	1
547388	Shaft, Front Axle	3-4	591851	1
217706	Ring & Pinion Set	3-4	580700	1

MECHANIC _____

SUPERVISOR _____

DATE _____

MODEL L115F _____

SERIAL No 113310 _____

HOUR METER _____

Major Overhaul

Consumables				
Allied P/N	Description	Section in Parts Book	Where Used	Quantity Required for this Interval
584264	Service Kit, Differential & Carrier - Front	3-4	580700	1
240454	Service Kit, Case	3-4	580700	1
587562	Service Kit, Planet Carrier Assembly - Front	3-4	211953	2
250729	Seal Kit, Pump - Steering	5-2	589758	1
589734	Seal Kit, Pump - Pilot	5-2	589113	1
568937	Service Kit, Tilt Cylinder	5-4	592548	2
566408	Service Kit, Steering Cylinder	5-4	569848	2
574643	Service Kit, HD Cylinder	5-4	574637	2
572058	Service Kit, KO Cylinder	5-4	574863	2
572953	Service Kit, Hoist Cylinder	5-4	572479	2
593415	Service Kit, Wet Disk Break	3-4	584897	4
209846	Hose Kit, Power Unit	2-1	591308	1FT
592676	Hose Kit, Fuel System	2-4	592335	1
240714	Hose Kit, Air Intake Installation	2-5	591310	1
592492	Hose Kit, Radiator Installation	2-6	591358	1
592750	Hose Kit, Transmission Circuit	3-2	591350	1
592071	Hose Kit, Hydraulic System Brakes	4-1	591351	1
590486	Hose Kit, Hydraulic System Seat to Bulkhead	5-1	589201	1
592053	Hose Kit, Hydraulic System Chassis	5-1	591321	1
592721	Hose Kit, Hoist/Tilt and Ride Control	5-1	591348	1
592224	Hose Kit, Hydraulic System Seat	5-1	592176	1
592694	Hose Kit, Hydraulic System Steering	5-1	591347	1
592114	Hose Kit, Hydraulic System Carriage	5-1	591305	1
591385	Hose Kit, Valve Module	5-3	591349	1
590720	Hose Kit, Air Conditioner/Heater	7-3	590577	1
234245	Hose Kit, Cab Assy	7-1	591306	16FT
589135	Hose Kit, Remote Lube System	9-1	577637	1
592315	Hose Kit, Fire Suppression System	9-1	591359	1

MECHANIC _____
 SUPERVISOR _____
 DATE _____
 MODEL L115F _____
 SERIAL No 113310 _____
 HOUR METER _____