

## Suggested Spares Guide L4115E-250

### Consumables, Approximate 1 Year Supply (calculated at 2000 hours/year)

Allied P/N	Description	Section in Parts Manual	Where Used	On-Hand Quantity (Recommended)	Order Quantity
221340	Anti-Freeze, Premix 50/50	1-2		48 gallons	
235720	Gear Oil (Front & Rear Diffs & Planetaries)	1-2		45 gallons	
238206	Transmission Fluid	1-2		20 gallons	
219371	Oil, Hydraulic	1-2		550 gallons	
219374	Grease	1-2		35 pounds	
236077	Oil, Engine; 15W40	1-2		9 gallons	
587565	Oil Filter	1-2	249819	12	
587568	Fuel Filter	1-2	249819	12	
591346	Fuel/Water Separator	1-2	249819	12	
226990	Primary Element, Air Filter	2-5	226636	1	
226991	Secondary Element, Air Filter	2-5	226636	1	
243458	Element, Return Filter	5-5	243457	8	
570244	Service Kit, Filter (40 gpm)	5-5	228200	4	
570245	Service Kit, Filter (100 gpm)	5-5	228201	12	
247429	Filter Element, Transmission	3-2	581102	8	
230866	V-Belt	2-1	581091	1	
234899	V-Belt	2-1	581091	1	
225544	V-Belt, Fan Drive	2-1	581091	3	
248520	Wiper Blade	7-3	579755	4	
248519	Wiper Blade	7-3	579756	4	
236397	Brake Lining, Disc Brake	3-4	591093	6	
229750	Brake Lining, Parking Brake	4-5	244409	4	

## Suggested Spares Guide L4115E-250

### Electrical

Allied P/N	Description	Section in Parts Book	Where Used	Quantity on Machine	Order Quantity
550356	Hydraulic Tank Heater Assembly	5-6	552658	1	
R10547	Buzzer	7-2	561565	1	
235217	Connector, Female	7-2	570650	9	
239161	Fan, Defroster	7-3	573463	1	
234736	Switch	7-2	576632	8	
234739	Switch	7-2	576632	1	
234975	Switch	7-2	576632	1	
236488	Switch	7-2	576632	1	
236489	Switch	7-2	576632	2	
236502	Lamp, Pilot	7-2	576632	7	
237688	Switch	7-2	576632	1	
242488	Gauge, Air Pressure	7-2	576632	1	
242491	Gauge, Fuel Level	7-2	576632	1	
243851	Lamp	7-2	576632	1	
576685	Wire Harness	7-2	576632	1	
R13659	Light, Work, 24V	6-2	576822	4	
R13659	Light, Work, 24V	6-2	576825	2	
R13659	Light, Work, 24V	6-2	576826	2	
R13659	Light, Work, 24V	6-2	576827	2	
232908	Relay, Junction Box	6-2	577614	2	
232909	Socket - Relay	6-2	577614	2	
570632	Wire Harness	6-2	577614	1	
579856	Wire Harness	6-2	577614	1	
R13659	Light, Work, 24V	6-1	577643	1	
R19361	Alarm	6-1	577643	1	
231923	Switch	5-6	578843	1	
232908	Relay, Junction Box	5-6	578843	1	
232909	Socket - Relay	5-6	578843	1	
236502	Lamp, Pilot	5-6	578843	2	
217624	Relay, Auto O/Ride	6-2	578977	1	
223063	Circuit Breaker, 3 Amp	6-2	578977	1	
223065	Circuit Breaker, 5 Amp	6-2	578977	2	
223067	Circuit Breaker, 15 Amp	6-2	578977	8	
223377	Circuit Breaker, 20 Amp	6-2	578977	1	
229301	Relay, Terminal Panel	6-2	578977	2	
229306	Circuit Breaker, 10 Amp	6-2	578977	5	
232903	Power Converter	6-2	578977	1	
232908	Relay, Junction Box	6-2	578977	1	
232909	Socket - Relay	6-2	578977	1	
242950	Fuse, 1A, Junction Box	6-2	578977	12	
243070	Fuse, 1.6A, Junction box	6-2	578977	2	
243633	Horn	6-2	578977	1	
R10547	Buzzer	6-2	578977	1	
249803	Battery, 3.6 VDC	9-1	578987	1	
247681	Windshield Wiper Motor	7-3	579755	1	

## Suggested Spares Guide L4115E-250

### Electrical (continued)

Allied P/N	Description	Section in Parts Book	Where Used	Quantity on Machine	Order Quantity
247681	Windshield Wiper Motor	7-3	579756	1	
22632	Relay	6-2	581038	3	
238891	Relay	6-2	581038	3	
246924	Fuse, 5 Amp	6-2	581038	2	
581682	Cord Assy	6-2	581038	12	
239161	Fan, Defroster	7-1	581076	1	
570684	Wire Harness, Cab	7-1	581076	1	
579755	Wiper Assembly	7-1	581076	1	
579756	Wiper Assembly	7-1	581076	1	
702152	Light, Dome	7-1	581076	1	
242849	Valve, Solenoid, Under Seat	7-1	581085	1	
243342	Pedal, Electronic Throttle	7-1	581085	1	
245672	Electric Shift Controller	7-1	581085	1	
234183	Alternator	2-1	581091	1	
239826	Compressor	2-1	581091	1	
249539	Heater, Engine	2-1	581091	1	
576723	Wire Harness, Engine	2-1	581091	1	
579871	Wire Harness, ECM	2-1	581091	1	
580023	Speed Sensor	2-1	581091	1	
200220	Battery, 12V	6-2	581095	2	
230729	Sending Unit, Fuel Level	6-2	581095	1	
249106	Battery Disconnect Switch	6-2	581095	1	
580894	Battery Harness	6-2	581095	1	
577392	Switch	5-3	581100	1	
245138	Switch	4-1	581103	1	
249106	Battery Disconnect Switch	9-1	581106	1	
583149	Pressure Switch	9-1	581106	1	
208788	Cord Assy	7-3	581107	15	
222403	Cord Assy	7-3	581107	27	
232908	Relay, Junction Box	7-3	581107	1	
232909	Socket - Relay	7-3	581107	1	
240063	Condenser, Remote	7-3	581107	1	
239827	Cab Pressurizer	7-3	581110	1	
245334	Filter Indicator, Elec/Vis	5-1	581405	1	
207155	Ignition Switch	7-2	581468	1	
234264	Control Unit, Park Brake	7-2	581468	1	
234736	Switch	7-2	581468	1	
236488	Switch	7-2	581468	1	
251037	Annunciator, LED, Red/Green	7-2	581468	7	
251039	Annunciator, LED, Red	7-2	581468	3	
251040	Filter Cap Assembly (Red/Grn)	7-2	581468	7	
251042	Filter Cap Assembly (Red)	7-2	581468	3	
251173	Annunciator, LED, Yellow/Yellow	7-2	581468	1	
251174	Filter Cap Assembly (Yel)	7-2	581468	1	
251318	Joystick Handle	5-1	581683	1	

## Suggested Spares Guide L4115E-250

### Electrical (continued)

Allied P/N	Description	Section in Parts Book	Where Used	Quantity on Machine	Order Quantity
251323	Joystick Handle	5-1	581683	1	
232906	Light, Flashing Amber	6-2	582216	1	
204785	Dome Light	7-1	702152	1	
229811	Bulb, 24V, Dome Light	7-1	702152	1	
218755	Horn, Reverse Alarm	6-1	R19361	1	

### Miscellaneous Parts / Seals

Allied P/N	Description	Section in Parts Book	Where Used	Quantity on Machine	Order Quantity
212008	O-Ring	3-5	229546	4	
563667	Dipstick, Transmission	3-2	563666	1	
237016	Cushion, Training Seat	7-3	570875	1	
240259	Kit, Seatbelt Hardware, Training Seat	7-3	570875	1	
240783	Safety Belt, Training Seat	7-3	570875	1	
200326	Molding, Self Lock (Window Molding)	7-1	572038	14.7	
203037	Molding, Locking Key (Window Molding)	7-1	572038	14.7	
235038	Weather Strip	7-1	572038	5.5	
524844	Glass, Door, Lower	7-1	572038	1	
567749	Glass/Frame Assembly, RH Door, Upper	7-1	572038	1	
568456	Door Latch, RH	7-1	572038	1	
200326	Molding, Self Lock (Window Molding)	7-1	572039	14.7	
203037	Molding, Locking Key (Window Molding)	7-1	572039	14.7	
235038	Weather Strip	7-1	572039	5.5	
524844	Glass, Door, Lower	7-1	572039	1	
568431	Door Latch, LH	7-1	572039	1	
568482	Glass/Frame Assembly, LH Door, Upper	7-1	572039	1	
215360	Cable - Quick Start	7-3	574675	1	
203446	O-Ring	5-1	576932	6	
203519	O-Ring	5-1	576932	4	
227988	Filler/Breather, Fuel Tank	2-4	577195	1	
212052	Fire Extinguisher	9-1	578187	1	
203498	O-Ring	8-1	581042	8	
203506	O-Ring	8-1	581042	2	
200326	Molding, Self Lock (Window Molding)	7-1	581076	60	
203037	Molding, Locking Key (Window Molding)	7-1	581076	60	
211294	Valve, Air	7-1	581076	1	
243938	Assembly, Air Horn	7-1	581076	1	
567055	Glass, Rear Windshield	7-1	581076	1	
567057	Glass, Front Side Window	7-1	581076	2	
570420	Glass, Rear Side Window	7-1	581076	2	
576019	Glass, Front Windshield	7-1	581076	1	

## Suggested Spares Guide L4115E-250

### Miscellaneous Parts / Seals (Continued)

Allied P/N	Description	Section in Parts Book	Where Used	Quantity on Machine	Order Quantity
581209	Gasket	7-1	581076	1	
211398	Drain Cock	8-1	581078	1	
224744	Breather, Hydraulic Tank	8-1	581078	1	
562966	Dipstick, Hydraulic Tank	8-1	581078	1	
555064	Gasket, Manhole Cover	8-1	581081	1	
562468	Gasket, Return Filter Cover Plate	8-1	581081	1	
215096	Safety Belt	7-1	581085	1	
588502	Seat Suspension	7-1	581085	1	
236982	Seat	7-1	581085	1	
240151	O-Ring	7-1	581085	2	
240259	Kit, Seatbelt Hardware, Training Seat	7-1	581085	1	
203528	O-Ring	2-1	581091	1	
237008	Shutoff Valve	2-1	581091	2	
250372	Fan, 40"	2-1	581091	1	
505499	Gasket, Pump Mounting	2-1	581091	2	
57597W	O-Ring	2-1	581091	1	
200268	Breather	3-4	581093	1	
563666	Dipstick, Transmission	3-2	581102	1	
238385	Gasket	7-3	581107	1	
581209	Gasket	7-3	581110	1	
208234	Elbow, Rubber	2-5	581577	2	
215733	Rubber Elbow (90°, 6" ID)	2-5	581577	1	
224226	Rubber Elbow (45°, 7" ID)	2-5	581577	2	
226793	Rubber Elbow (90°, 8"-7" ID)	2-5	581577	1	
228425	Rubber Elbow (45°, 7"-6" ID)	2-5	581577	1	
244167	Rubber Elbow (45°, 8" ID)	2-5	581577	1	
245358	Rubber Elbow (90°, 8" ID)	2-5	581577	1	
581673	Dipstick, Engine Oil	2-3	581671	1	
251324	Boot, Rubber	5-1	581683	2	

## Suggested Spares Guide L4115E-250

### Safety Stock

Allied P/N	Description	Section in Parts Book	Where Used	Quantity on Machine	Order Quantity
574637	Cylinder Assembly, HD	8-1	576523	2	
574863	Cylinder Assembly, KO	8-1	576523	2	
576536	Cylinder Assembly, Tilt	5-4	576535	2	
558313	Cylinder Assembly, Aux HD	8-1	576936	2	
581524	Cylinder Assembly, Steering	5-4	581529	2	
572479	Cylinder Assembly, Hoist	5-4	W11019	2	
591344	Starter, Engine	1-2	249819	1	
591345	Water Pump, Engine	1-2	249819	1	
245246	Transmission	3-2	578881	1	
245519	Pump, Tandem	2-1	581091	1	
245520	Pump, Hydraulic	2-1	581091	1	
248990	Pump	2-1	581091	1	
222452	Pump, Converter Charging	3-2	580064	1	
580064	Converter	2-1	581091	1	
248963	Driveline Assembly	3-1	581092	1	
250084	. Cross Assembly	3-3	248963	2	
249014	Driveline Assembly	3-1	581092	1	
215403	. Cross Assembly	3-3	249014	2	
249017	Driveline Assembly	3-1	581092	1	
215403	. Cross Assembly	3-3	249017	2	
249023	Driveline Assembly	3-1	581092	1	
250090	. Cross Assembly	3-3	249023	2	
249303	Driveline Assembly	3-1	581092	1	
250089	. Yoke	3-3	249303	2	
249667	Driveline Assembly	3-1	581092	1	
250089	. Yoke	3-3	249667	1	
215403	. Cross Assembly	3-3	249667	2	
580700	Differential and Carrier Assembly, Front Axle	3-4	249162	1	
211953	Planet Carrier Assembly, Front Axle	3-4	249162	2	
528522	Axle Shaft, Front Axle	3-4	581093	2	
251149	Differential and Carrier Assembly, Rear Axle	3-4	250234	1	
240602	Planetary Assembly, Rear Axle	3-4	250234	2	
240582	Axle Shaft, Rear Axle	3-4	250234	2	
587932	Brake Caliper	3-4	581093	6	
21199	Valve, Flow Control	5-3	581100	4	
234990	Valve, Steering Flow Amplifier	5-3	581100	1	
249174	Valve, Hoist & Tilt	5-3	581100	1	
236721	Valve, Holddown & Kickoff	5-3	581100	2	

## Suggested Spares Guide L4115E-250

### Bushings and Pins

Allied P/N	Description	Section in Parts Book	Where Used	Quantity on Machine	Order Quantity
505657	Bushing, Aux HD Cylinder	5-4	558313	2	
505206	Bushing, Aux HD Cylinder	5-4	558314	4	
534117	Bushing, KO Arm	8-1	572015	4	
534117	Bushing, HD Arm	8-1	572016	4	
572055	Bushing, KO Cylinder	5-4	572049	2	
573170	Bushing, Hoist Cylinder	5-4	572479	2	
505568	Bushing, Hoist Cylinder	5-4	572481	4	
508766	Bushing, HD Cylinder	5-4	574637	4	
533666	Bushing, HD Cylinder	5-4	574637	2	
572055	Bushing, HD Cylinder	5-4	574638	2	
505722	Bushing, KO Cylinder	5-4	574863	2	
508766	Bushing, KO Cylinder	5-4	574863	4	
505880	Bushing, Steering Cylinder	5-4	576514	4	
534121	Pin, Carriage Assy	8-1	576523	4	
561170	Bushing, Carriage Assy	8-1	576523	2	
562851	Pin, Carriage Assy	8-1	576523	1	
563280	Pin, Carriage Assy	8-1	576523	4	
572136	Pin, Carriage Assy	8-1	576523	2	
572137	Pin, Carriage Assy	8-1	576523	2	
572138	Pin, Carriage Assy	8-1	576523	2	
572139	Pin, Carriage Assy	8-1	576523	2	
576544	Pin, Carriage Assy	8-1	576523	1	
577185	Pin, Carriage Assy	8-1	576523	2	
561170	Bushing, Boom Assy	8-1	576527	6	
561306	Pin, Boom Assy	8-1	576527	1	
561518	Boom to Chassis Pin, Boom Assy	8-1	576527	1	
563280	Pin, Boom Assy	8-1	576527	2	
574784	Pin, Boom Assy	8-1	576527	1	
562940	Pin, Cyl Instl, Tilt	5-4	576535	2	
565059	Bushing, Cyl Instl, Tilt	5-4	576535	2	
558324	Pin, Auxiliary Holddown Installation	8-1	576936	2	
558325	Pin, Auxiliary Holddown Installation	8-1	576936	2	
558326	Pin, Auxiliary Holddown Installation	8-1	576936	2	
517115	Bushing, Auxiliary Holddown Arm	8-1	576946	2	
558336	Bushing, Auxiliary Holddown Arm	8-1	576946	4	
533666	Bushing, Tilt Cylinder	5-4	577009	2	
577287	Pin, Brake Instl, Parking	3-4	577281	2	
00119931	Bushing, Tank Assy, Air	4-3	577408	1	
563163	Bushing, Swivel Box Installation	8-1	581042	2	

**Suggested Spares Guide L4115E-250****Bushings and Pins (Continued)**

Allied P/N	Description	Section in Parts Book	Where Used	Quantity on Machine	Order Quantity
581537	Pin, Swivel Box Installation	8-1	581042	2	
565059	Bushing, Chassis	8-1	581078	2	
577031	Pin, Chassis	8-1	581078	2	
243714	Bushing, Power Unit	2-1	581091	1	
505880	Bushing, Steering Cylinder	5-4	581523	4	
505594	Bushing, Steering Cylinder	5-4	581524	2	
577088	Pin, Steering Cylinder	5-4	581529	4	
567262	Pin, Hoist Cylinder	5-4	W11019	2	

**Tines and Arms**

Allied P/N	Description	Section in Parts Book	Where Used	Quantity on Machine	Order Quantity
561110	Tine	8-1	576523	2	
576946	Auxiliary HD Arm	8-1	576936	2	
572015	Kickoff Arm	8-1	576523	2	
572016	Holddown Arm	8-1	576523	2	



## Suggested Spares Guide L4115E-250

### Bearings

Allied P/N	Description	Section in Parts Book	Where Used	Quantity on Machine	Order Quantity
200219	Bearing Cone, Swivel Box Installation	8-1	581042	2	
204605	Bearing Cup, Swivel Box Installation	8-1	581042	2	
242850	Bearing, Nyliner, Cowl Assy	7-1	581085	1	
243304	Bearing Cup, Cowl Assy	7-1	581085	2	
243305	Bearing Cone, Cowl Assy	7-1	581085	2	
248970	Bearing, Driveline Installation	3-1	581092	1	
249405	Bearing, Driveline Installation	3-1	581092	2	
201143	Bearing Cup, Axle Ws Duals W/3 Caliper	3-4	581093	2	
216146	Bearing Cone, Wheel End and Differential Kit	3-4	249162	2	
216147	Bearing Cup, Axle Ws Duals W/3 Caliper	3-4	581093	2	
201148	Bearing Cone, Wheel End and Differential Kit	3-4	249162	2	
204502	Spherical Bearing, Steering Cylinder Installation	5-4	581529	4	
217703	Bearing Cone, Front Differential	3-4	580700	1	
217702	Bearing Cup, Front Differential	3-4	580700	1	
201141	Bearing Cup, Front Differential	3-4	580700	1	
213645	Bearing Cone, Front Differential	3-4	580700	1	
251068	Bearing Cone, Rear Differential	3-4	251149	1	
251069	Bearing Cup, Rear Differential	3-4	251149	1	
201130	Bearing Cup, Rear Differential	3-4	251149	1	
201129	Bearing Cone, Rear Differential	3-4	251149	1	

## Suggested Spares Guide L4115E-250

### Rebuild Kits/Components

Allied P/N	Description	Section in Parts Book	Where Used	Quantity on Machine	Order Quantity
566413	Service Kit, Aux HD Cylinder	5-4	558313	2	
248521	Pivot Shaft	7-3	579755	2	
248521	Pivot Shaft	7-3	579756	2	
570430	Service Kit, Converter	3-2	580064	1	
570775	Ring Gear Kit	2-1	581091	1	
249162	Internal Gear & Hub Assembly	3-4	581093	1	
570246	Seal Kit, Caliper	3-4	587932	6	
591329	Service Kit, Transmission	3-4	578881	1	
570810	Service Kit, Holddown & Kickoff Valve	5-3	236721	2	
251100	Service Kit, Hoise & Tilt Valve	5-3	249174	1	
251100	Seal Kit, Hoist & Tilt Valve	5-3	249174	1	
251102	Seal Kit, Hoise & Tilt Valve	5-3	249174	1	
214939	Gear & Hub Assy, Front Axle	3-4	249162	1	
211820	Cap Assy, Thrust, Front Axle	3-4	249162	1	
234545	Posi-Torque Subassy, Front Axle	3-4	580700	1	
217706	Ring & Pinion Set, Differential, Front Axle	3-4	580700	1	
240444	Service Kit, Pinion and Side Gear	3-4	580700	1	
584264	Service Kit, Differential & Carrier, Front Axle	3-4	580700	1	
587562	Service Kit, Planet Carrier Assembly, Front Axle	3-4	211953	2	
587563	Service Kit, Front Axle	3-4	581093	1	
223622	Cover Assy, Planet, Rear Axle	3-4	250234	2	
251147	Hub Assy, Wheel, Rear Axle	3-4	250234	2	
240601	Internal Gear & Hub Assembly, Rear Axle	3-4	250234	1	
227240	Ring & Pinion Set, Rear Axle	3-4	251149	1	
222994	Differential Subassembly, Rear Axle	3-4	251149	1	
241206	Side & Pinion Gear Set, Rear Axle	3-4	251149	1	
591164	Service Kit, Planet Carrier Assembly, Rear Axle	3-4	240602	2	
591150	Service Kit, Differential & Carrier, Rear Axle	3-4	222994	1	
591151	Service Kit, Differential Subassembly, Rear Axle	3-4	222994	1	
580382	Seal Kit, Hydraulic Pump	5-3	248990	1	
246783	Soft Goods Kit, Pump Front	5-2	245520	1	
246774	Soft Goods Kit, Pump Tandem	5-2	245519	1	
566411	Service Kit, Steering Cylinder	5-4	581524	2	
566401	Service Kit, Tilt Cylinder	5-4	577009	2	
574643	Service Kit, HD Cylinder	5-4	574637	2	
572058	Service Kit, KO Cylinder	5-4	574863	2	
572953	Service Kit, Hoist Cylinder	5-4	W11019	2	
570246	Service Kit, Disk Brake	3-4	587932	6	
589104	Kit, Cylinder Head	3-4	587932	6	


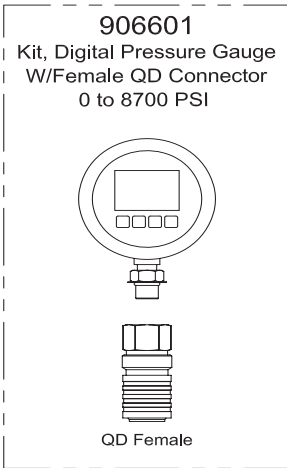
## Suggested Spares Guide L4115E-250

### Hose Kits

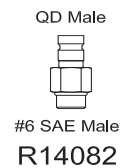
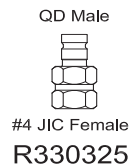
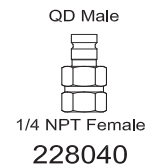
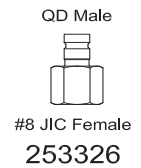
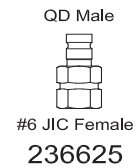
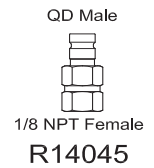
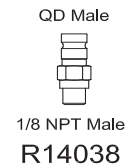
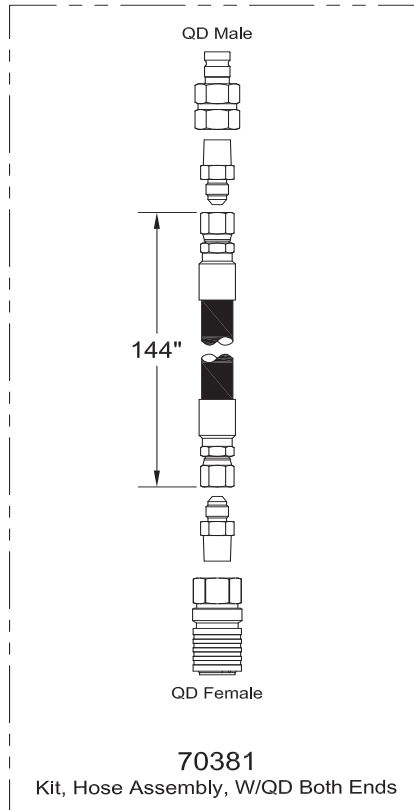
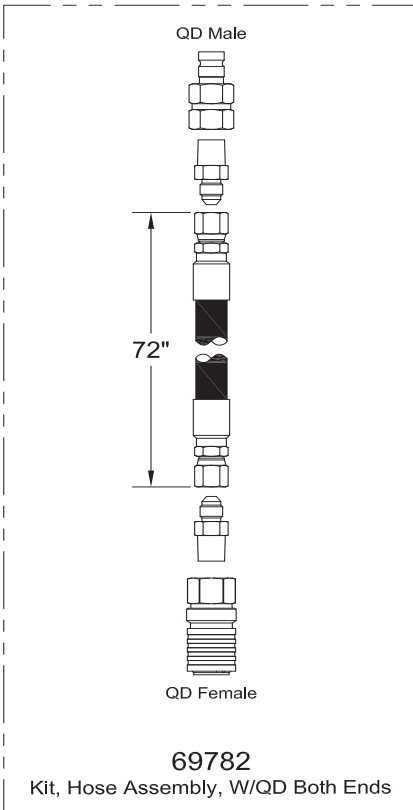
Allied P/N	Description	Section in Parts Book	Where Used	Quantity on Machine	Order Quantity
590462	Hose Kit, Swivel Box Instl	8-1	581042	1	
207856	Hose Kit - Air Cleaner Installation F/574502	2-5	581577	1	
591332	Hose Kit, For Boom Assy	8-1	576527	1	
591333	Hose Kit, For Hyd System-Carriage	5-1	581291	1	
591334	Hose Kit, For Remote Lube Sys	9-1	572880	1	
591335	Hose Kit, For Cowl Assy	7-1	581085	1	
591336	Hose Kit, For Power Unit	2-1	581091	1	
588918	Hose Kit, Air System-Cab	4-1	577365	1	
589138	Hose Kit, Air System-Chassis	4-1	577747	1	
590444	Hose Kit, Fuel Sys	2-4	577195	1	
207856	Hose Assy, Air Intake Instl	2-5	581577	1	
591337	Hose Kit, For Hyd Sys-Chassis	5-1	581405	1	
591338	Hose Kit, For Hyd Sys-Strg	5-1	581099	1	
589141	Hose Kit, Hyd Sys-Hoist & Tilt	5-1	576932	1	
591339	Hose Kit, For Hyd Valves & Mtg Pl	5-3	581100	1	
591340	Hose Kit, For Hyd Sys-Trans	3-2	581102	1	
589144	Hose Kit, Hyd Sys-Brakes	4-1	581103	1	
591341	Hose Kit, For Controls, Seat Mtd	5-1	581683	1	
588927	Hose Kit, Heater Instl, Fnt	7-3	574675	1	
589145	Hose Kit, Fire Suppression Sys	9-1	581106	1	
589006	Hose Kit, Air Cond/Heater/Comp	7-3	581107	1	
229455	Hose Assy, Air Filter Ind-In Cab	2-5	572395	1	
591342	Hose Kit, For Ride Control, Load Dampening	5-1	581109	1	

## Diagnostic Tools

Order from Allied Systems  
Service Parts Department  
503-625-2560.



**69778**  
Multi-Meter, 12 Function  
AC/DC Voltage & Current, Resistance,  
Capacitance, Frequency, Type K & IR  
Temperature, Diode/Continuity, Duty Cycle  
Non-Contact InfraRed Thermometer  
CAT III Test Leads  
Type K Bead Wire Temp Probe



## Tools

Allied P/N	Description	On-Hand Quantity (Recommended)	Order Quantity
226672	Breaker Tool, Radiator Tubes	1	
226671	Installation Tool, Radiator Tubes	1	
252920	Lube Brush, Seal & Tube End	1	
259069	Header Plate Hole Cleaning Brush	1	
243274	Accumulator Recharge Valve	1	
509574	Air Hose Kit	1	
537788	Spindle Nut Wrench	1	
588466	Socket Set; 3/8Dr 3/8 To 7/8 22PC	1	
588467	Socket Set; 1/2Dr 3/8 To 1-1/4 30PC	1	
588468	Socket Set; 3/4Dr 7/8 To 2-3/8 29PC	1	
588530	3/8DR 6mm-19mm 12 Point	1	
588529	1/2DR 10mm-26mm 12 Point	1	
588469	Wrench Set; 5/16 To 2-1/2 31PC	1	
588528	Wrench Set; 7mm-24mm, 18 PC	1	
588527	Hex Key Set; .025" To 5/8"	1	
588526	Hex Key Sets; .07mm-17mm, 15 PC	1	
556042	Wrench - Swivel Nut	1	
558533	Fire Extinguisher Wrench	1	

## Diagnostic Tools

Allied P/N	Description	On-Hand Quantity (Recommended)	Order Quantity
906601	0 to 8700 PSI Digital Pressure Gauge W/QD Connector	1	
69778	Multi-Meter; 12 Function	1	
69782	Kit; 72" Hose Assembly W/QD on Both Ends	1	
70381	Kit; 144" Hose Assembly W/QD on Both Ends	1	
R14038	Fitting; QD Male x 1/8 NPT Male	1	
R14045	Fitting; QD Male x 1/8 NPT Female	1	
236625	Fitting; QD Male x #6 JIC Female	1	
253326	Fitting; QD Male x #8 JIC Female	1	
228040	Fitting; QD Male x 1/4 NPT Female	1	
R330325	Fitting; QD Male x #4 JIC Female	1	
R14040	Fitting; QD Male x #4 SAE Male	1	
R14082	Fitting; QD Male x #6 SAE Male	1	

## Every 10 Hours / Daily

### Shift Maintenance Checklist

Note general vehicle condition. Clear away all collected debris - steam clean if necessary. Check for mechanical damage and loose or leaking components. Report all faults to maintenance department. **Always refer to manufactures (e.g. engine, transmission, converter) maintenance manual before performing any maintenance.**

Before Starting Engine, Check the Following:				
Ref	Component	OK	NO	ADD
1	ENGINE (Check oil level - check for leaks)			
2	V-BELTS (Check tension - check for damage - change as required)			
3	HYDRAULIC TANK (Check oil level - check for leaks)			
4	RADIATOR & OIL COOLER (Check coolant level - check for leaks; are fins clean and unobstructed?)			
5	AIR CLEANER/INTAKE SYSTEM (Check indicator - clean / change element as required, empty dust cup, check for leaks / damage)			
6	ENGINE BELTS (Check for adjustment and wear)			
7	WHEELS & TIRES (Check condition and pressure)			
8	AIR TANK (Check drain valves for correct operation)			
9	LUBRICATE CHASSIS (Refer to lube chart)			
10	WALK AROUND INSPECTION OF STRUCTURE (Check welds, leaks, damaged components, etc...)			
11	FIRE SAFETY CHECK (Check for accumulated debris in engine compartment, etc)			
12	FIRE SUPPRESSION SYSTEMS (Verify certifications are current)			

After Starting Engine, Check the Following:				
Ref	Component	OK	NO	ADD
13	ENGINE (Does it sound normal?)			
14	INSTRUMENTS (Check for normal readings)			
15	CONTROLS (Check for normal operation)			
16	EXHAUST SYSTEM (Check for leaks and excessive smoke)			
17	TRANSMISSION (After warming to operation temp, check oil level - check for leaks)			

Note Anything Abnormal or in Need of Repair:	
Component	Comments
LIGHTS	
DEFROSTER	
REVERSE WARNING HORN	
HORN	
WINDSHIELD WIPERS	
HEATER	
AIR CONDITIONER	

OPERATOR \_\_\_\_\_  
 SUPERVISOR \_\_\_\_\_  
 DATE \_\_\_\_\_  
 MODEL L4115E  
 SERIAL No 109250  
 HOUR METER \_\_\_\_\_

## Every 50 Hours or Weekly

### Checklist

1	Repeat the 10 hour check	OK <input type="checkbox"/>	No <input type="checkbox"/>
2	Check for fluid leaks - oil, fuel, water, transmission	OK <input type="checkbox"/>	Repair <input type="checkbox"/>
3	Check wheel lug nuts and studs mechanically	OK <input type="checkbox"/>	Repair <input type="checkbox"/>
4	Check battery electrolyte level	OK <input type="checkbox"/>	Add <input type="checkbox"/>
5	Lubricate chassis	OK <input type="checkbox"/>	No <input type="checkbox"/>
6	Check for structural damage - inspect chassis & attachments for bending, cracking & broken welds	OK <input type="checkbox"/>	Repair <input type="checkbox"/>

<b>Consumables</b>				
Allied P/N	Description	Section in Parts Book	Where Used	Quantity Required for this Interval
238206	Transmission Fluid			*As Required
219371	Hydraulic Oil			As Required
235720	Drive Axle Gear Oil			*As Required
236077	Engine Oil			*As Required

\*See manufacturer service manual

MECHANIC \_\_\_\_\_

SUPERVISOR \_\_\_\_\_

DATE \_\_\_\_\_

MODEL L4115E \_\_\_\_\_

SERIAL No 109250 \_\_\_\_\_

HOUR METER \_\_\_\_\_

## Every 250 Hours or Monthly

### Checklist

1	Repeat the 50 hour check	OK <input type="checkbox"/>	No <input type="checkbox"/>
2	Take engine oil sample for analysis	OK <input type="checkbox"/>	No <input type="checkbox"/>
3	Change engine oil & filters	OK <input type="checkbox"/>	No <input type="checkbox"/>
4	Check axle differential oil level	OK <input type="checkbox"/>	Add <input type="checkbox"/>
5	Change fuel filters	OK <input type="checkbox"/>	Add <input type="checkbox"/>
6	Check axle planetary oil level	OK <input type="checkbox"/>	Add <input type="checkbox"/>
7	Change water treatment element	OK <input type="checkbox"/>	No <input type="checkbox"/>
8	Check all hydraulic pressures and record	OK <input type="checkbox"/>	No <input type="checkbox"/>
9	Check fire suppression actuator	OK <input type="checkbox"/>	No <input type="checkbox"/>
10	Inspect brake system & components	OK <input type="checkbox"/>	No <input type="checkbox"/>
11	Check and adjust the parking brake (if required)	OK <input type="checkbox"/>	No <input type="checkbox"/>

### Consumables

Allied P/N	Description	Section in Parts Book	Where Used	Quantity Required for this Interval
236077	Engine Oil	1-2		*As Required
587565	Filter Element, Engine Oil	2-1	249819	1
591346	Fuel/Water Separator	2-1	249819	1
587568	Filter Element, Fuel	2-1	249819	1

\*See manufacturer service manual

MECHANIC \_\_\_\_\_

SUPERVISOR \_\_\_\_\_

DATE \_\_\_\_\_

MODEL L4115E \_\_\_\_\_

SERIAL No 109250 \_\_\_\_\_

HOUR METER \_\_\_\_\_



## Every 500 Hours or Quarterly

### Checklist

1	Repeat the 250 hour check	OK <input type="checkbox"/>	No <input type="checkbox"/>
3	Change hydraulic filters (clean hydraulic oil strainers)	OK <input type="checkbox"/>	No <input type="checkbox"/>
4	Change transmission filters	OK <input type="checkbox"/>	No <input type="checkbox"/>
5	Take oil samples from transmission, axle, and hydraulic system for analysis	OK <input type="checkbox"/>	No <input type="checkbox"/>
6	Check accumulator pre-charge pressure	OK <input type="checkbox"/>	No <input type="checkbox"/>

<b>Consumables</b>				
Allied P/N	Description	Section in Parts Book	Where Used	Quantity Required for this Interval
243458	Filter Element, Return	5-5	243457	2
247429	Filter Element, Transmission	3-2	581102	2
570245	Service Kit, Filter (100 gpm)	5-5	228201	3
570244	Service Kit, Filter (40 gpm)	5-5	228200	1

\*See manufacturer service manual

MECHANIC \_\_\_\_\_

SUPERVISOR \_\_\_\_\_

DATE \_\_\_\_\_

MODEL L4115E \_\_\_\_\_

SERIAL No 109250 \_\_\_\_\_

HOUR METER \_\_\_\_\_

### Every 1,000 Hours or Semi-Annually

#### Checklist

1	Repeat the 500 hour check	OK <input type="checkbox"/>	No <input type="checkbox"/>
2	Change transmission oil	OK <input type="checkbox"/>	No <input type="checkbox"/>
3	Clean and flush cooling system	OK <input type="checkbox"/>	No <input type="checkbox"/>
4	Check pins and bushings for wear	OK <input type="checkbox"/>	No <input type="checkbox"/>
5	Steam clean machine, inspect for structural cracks	OK <input type="checkbox"/>	No <input type="checkbox"/>
6	Have ANSUL representative inspect and recertify fire suppression system	OK <input type="checkbox"/>	No <input type="checkbox"/>

#### Consumables

Allied P/N	Description	Section in Parts Book	Where Used	Quantity Required for this Interval
238206	Transmission Fluid	3-2	245246	*As Required

\*See manufacturer service manual

MECHANIC \_\_\_\_\_

SUPERVISOR \_\_\_\_\_

DATE \_\_\_\_\_

MODEL L4115E \_\_\_\_\_

SERIAL No 109250 \_\_\_\_\_

HOUR METER \_\_\_\_\_

## Every 2,000 Hours or Annually

### Checklist

1	Repeat the 1,000 hour check	OK <input type="checkbox"/>	No <input type="checkbox"/>
2	Drain, flush and fill differential	OK <input type="checkbox"/>	No <input type="checkbox"/>
3	Drain, flush and fill planetaries	OK <input type="checkbox"/>	No <input type="checkbox"/>
4	Change hydraulic oil	OK <input type="checkbox"/>	No <input type="checkbox"/>
5	Check wheel bearing preload and adjust if necessary	OK <input type="checkbox"/>	No <input type="checkbox"/>
6	Have Allied representative inspect machine (annually)	OK <input type="checkbox"/>	No <input type="checkbox"/>

<b>Consumables</b>				
Allied P/N	Description	Section in Parts Book	Where Used	Quantity Required for this Interval
235720	Gear Oil (Front & Rear Diffs & Planetaries)			*As Required
219371	Hydraulic Oil			As Required

\*See manufacturer service manual

MECHANIC \_\_\_\_\_

SUPERVISOR \_\_\_\_\_

DATE \_\_\_\_\_

MODEL L4115E \_\_\_\_\_

SERIAL No 109250 \_\_\_\_\_

HOUR METER \_\_\_\_\_

## Major Overhaul

### Checklist

1	Replace all hydraulic hoses	OK <input type="checkbox"/>	No <input type="checkbox"/>
2	Rebuild drive axle	OK <input type="checkbox"/>	No <input type="checkbox"/>
3	Perform Non-Destructive Testing (NDT) on axle spindles and axle extension mount ring. Mark and rotate spindle 90°.	OK <input type="checkbox"/>	No <input type="checkbox"/>
4	Rebuild hydraulic cylinders	OK <input type="checkbox"/>	No <input type="checkbox"/>
5	Rebuild hydraulic valves	OK <input type="checkbox"/>	No <input type="checkbox"/>
6	Rebuild transmission	OK <input type="checkbox"/>	No <input type="checkbox"/>
7	Rebuild torque converter	OK <input type="checkbox"/>	No <input type="checkbox"/>

### Consumables

Allied P/N	Description	Section in Parts Book	Where Used	Quantity Required for this Interval
566413	Service Kit, Aux HD Cylinder	5-4	558313	2
248521	Pivot Shaft	7-3	579755	2
248521	Pivot Shaft	7-3	579756	2
570430	Service Kit, Converter	3-2	580064	1
570775	Ring Gear Kit	2-1	581091	1
249162	Internal Gear & Hub Assembly	3-4	581093	1
570246	Seal Kit, Caliper	3-4	587932	6
591329	Service Kit, Transmission	3-4	578881	1
570810	Service Kit, Holddown & Kickoff Valve	5-3	236721	2
251100	Service Kit, Hoise & Tilt Valve	5-3	249174	1
251100	Seal Kit, Hoist & Tilt Valve	5-3	249174	1
251102	Seal Kit, Hoise & Tilt Valve	5-3	249174	1
214939	Gear & Hub Assy, Front Axle	3-4	249162	1
211820	Cap Assy, Thrust, Front Axle	3-4	249162	1
234545	Posi-Torque Subassy, Front Axle	3-4	580700	1
217706	Ring & Pinion Set, Differential, Front Axle	3-4	580700	1
240444	Service Kit, Pinion and Side Gear	3-4	580700	1
584264	Service Kit, Differential & Carrier, Front Axle	3-4	580700	1
587562	Service Kit, Planet Carrier Assembly, Front Axle	3-4	211953	2
587563	Service Kit, Front Axle	3-4	581093	1
223622	Cover Assy, Planet, Rear Axle	3-4	250234	2
251147	Hub Assy, Wheel, Rear Axle	3-4	250234	2
240601	Internal Gear & Hub Assembly, Rear Axle	3-4	250234	1

MECHANIC \_\_\_\_\_

SUPERVISOR \_\_\_\_\_

DATE \_\_\_\_\_

MODEL L4115E \_\_\_\_\_

SERIAL No 109250 \_\_\_\_\_

HOUR METER \_\_\_\_\_

## Major Overhaul

<b>Consumables</b>				
Allied P/N	Description	Section in Parts Book	Where Used	Quantity Required for this Interval
227240	Ring & Pinion Set, Rear Axle	3-4	251149	1
222994	Differential Subassembly, Rear Axle	3-4	251149	1
241206	Side & Pinion Gear Set, Rear Axle	3-4	251149	1
591164	Service Kit, Planet Carrier Assembly, Rear Axle	3-4	240602	2
591150	Service Kit, Differential & Carrier, Rear Axle	3-4	222994	1
591151	Service Kit, Differential Subassembly, Rear Axle	3-4	222994	1
580382	Seal Kit, Hydraulic Pump	5-3	248990	1
246783	Soft Goods Kit, Pump Front	5-2	245520	1
246774	Soft Goods Kit, Pump Tandem	5-2	245519	1
566411	Service Kit, Steering Cylinder	5-4	581524	2
566401	Service Kit, Tilt Cylinder	5-4	577009	2
574643	Service Kit, HD Cylinder	5-4	574637	2
572058	Service Kit, KO Cylinder	5-4	574863	2
572953	Service Kit, Hoist Cylinder	5-4	W11019	2
570246	Service Kit, Disk Brake	3-4	587932	6
589104	Kit, Cylinder Head	3-4	587932	6
590462	Hose Kit, Swivel Box Instl	8-1	581042	1
207856	Hose Kit - Air Cleaner Installation F/574502	2-5	581577	1
591332	Hose Kit, For Boom Assy	8-1	576527	1
591333	Hose Kit, For Hyd System-Carriage	5-1	581291	1
591334	Hose Kit, For Remote Lube Sys	9-1	572880	1
591335	Hose Kit, For Cowl Assy	7-1	581085	1
591336	Hose Kit, For Power Unit	2-1	581091	1
588918	Hose Kit, Air System-Cab	4-1	577365	1
589138	Hose Kit, Air System-Chassis	4-1	577747	1
590444	Hose Kit, Fuel Sys	2-4	577195	1
207856	Hose Assy, Air Intake Instl	2-5	581577	1
591337	Hose Kit, For Hyd Sys-Chassis	5-1	581405	1
591338	Hose Kit, For Hyd Sys-Strg	5-1	581099	1
589141	Hose Kit, Hyd Sys-Hoist & Tilt	5-1	576932	1
591339	Hose Kit, For Hyd Valves & Mtg Pl	5-3	581100	1
591340	Hose Kit, For Hyd Sys-Trans	3-2	581102	1
589144	Hose Kit, Hyd Sys-Brakes	4-1	581103	1
591341	Hose Kit, For Controls, Seat Mtd	5-1	581683	1
588927	Hose Kit, Heater Instl, Fnt	7-3	574675	1

MECHANIC \_\_\_\_\_

SUPERVISOR \_\_\_\_\_

DATE \_\_\_\_\_

MODEL L4115E \_\_\_\_\_

SERIAL No 109250 \_\_\_\_\_

HOUR METER \_\_\_\_\_

## Major Overhaul

<b>Consumables</b>				
<b>Allied P/N</b>	<b>Description</b>	<b>Section in Parts Book</b>	<b>Where Used</b>	<b>Quantity Required for this Interval</b>
589145	Hose Kit, Fire Suppression Sys	9-1	581106	1
589006	Hose Kit, Air Cond/Heater/Comp	7-3	581107	1
229455	Hose Assy, Air Filter Ind-In Cab	2-5	572395	1
591342	Hose Kit, For Ride Control, Load Dampening	5-1	581109	1