

**Suggested Spares Guide CHD100-298R****Consumables, Approximate 1 Year Supply (calculated at 2000 hours/year)**

Allied P/N	Description	Where Used	On-Hand Quantity (Recommended)	Order Quantity
219374	Grease		5 Gallons	
238206	Transmission Fluid		25 Gallons	
238206	Hydraulic Oil		310 Gallons	
236077	Engine Oil		120 Gallons	
235720	Drive Axle Gear Oil		50 Gallons	
587381	Anti-Freeze (CAT)		50 Gallons	
226991	Air Cleaner, Safety Element; Air Intake	226636	2	
226990	Air Cleaner, Primary Element; Air Intake	226636	4	
258699	Filter, Cab Pressurizer	590805	2	
259015	Filter, Cab Pressurizer, High Efficiency (optional)	590805	2	
587565	Filter, Engine Oil	256934	12	
587568	Filter, Fuel	256934	12	
588188	Separator, Fuel/Water	256934	12	
587566	Filter, Coolant	256934	12	
256421	Belt, Serpentine, Drive	256934	1	
254708	Belt, Serpentine	589250	1	
591574	Filter Kit; Hydraulic Return	596891	8	
224744	Element Assembly; Hydraulic Tank Breather	596891	12	
230463	. Breather Element; Hydraulic Tank Breather	224744	12	
R238535	Breather, Element - Transmission	596419	1	
247429	Element; Transmission	589845	10	
238399	Element; Brake Cooling Return Filter	254439	4	
589750	Filter Kit, High Pressure 100 GPM (Steering & Implement)	596891	8	
593519	Filter Kit, High Pressure 27 GPM (Brake & Side Tilt)	596891	8	
248520	Wiper Blade, Front	579757	1	
248519	Wiper Blade, Rear	579758	1	
596778	Kit, Lining, Park Brake	594016	1	

## Suggested Spares Guide CHD100-298R

### Section 2 - POWER UNIT

Allied P/N	Description	Where Used	Quantity on Machine	Order Quantity
<b>2-1 Engine</b>				
<b>589250</b>	<b>Power Unit</b>		1	
256934	. Engine	589250	1	
256421	.. Belt, Serpentine	256934	1	
588188	.. Separator, Fuel/Water	256934	1	
587568	.. Filter, Fuel	256934	1	
587565	.. Filter, Oil	256934	1	
587566	.. Filter, Cooling	256934	1	
254708	. Belt, Serpentine	589250	1	
209846	. Hose Kit	589250	2.5'	
249309	. Compressor, Engine	589250	1	
57597W	. O-Ring	589250	2	
R10663	. O-Ring	589250	1	
R10664	. O-Ring	589250	1	
202889	. Switch, Oil Pressure	589250	1	
257100	. Kit, Flexplate;A; 16" Bc W/Driveplate	589250	1	
225530	Vibration Dampener	587679	8	
596814	Kit, Hose; Power Unit	589250	1	
596835	Kit, Hose; Engine Installation	587679	1	
<b>2-4 Fuel</b>				
254708	Valve, Ball	586803	1	
596648	Kit, Hose; Fuel	586803	1	
227988	Filler/Breather, Fuel Tank	586803	1	
<b>2-5 Air Intake &amp; Exhaust</b>				
208136	Indicator	589392	1	
215733	Rubber Elbow (90°, 6" ID)	589392	5	
244167	Rubber Elbow (45°, 8" ID)	589392	1	
R1904878	Rubber Elbow (90°, 6" ID)	589392	1	
<b>2-6 Cooling</b>				
234497	Vibration Dampener	596160	2	
596162	Radiator Assembly	596160	1	
234774	. Gas Spring	596162	1	
588566	. Radiator	596162	1	
226664	.. Grommet	588566	154	
226663	.. Grommet	588566	154	
254709	.. Tubes, V-Fin, ITS	588566	154	
250669	.. Seal, Locking	588566	199	
250670	.. Seal, Rubber	588566	199	
254720	.. Tubes, V-Fin, ITS	588566	199	
250147	.. Cap, Surge Tank	588566	1	
226991	Safety Element; Air Intake	226636	1	
226990	Primary Element; Air Intake	226636	1	

**Suggested Spares Guide CHD100-298R****Section 3 - DRIVETRAIN**

Allied P/N	Description	Where Used	Quantity on Machine	Order Quantity
<b>3-2</b>	<b>Transmission and Converter</b>			
596419	Transmission	596420		
574042	Service Kit, Transmission Disconnect Assy	596419	1	
581904	Service Kit, Transmission 1st & 2nd Clutch	596419	1	
583010	Service Kit, Transmission	596419	1	
590732	Kit, Hose; Trans Assy	596420	1	
596838	Kit, Hose; Hydraulic System Trans	589845		
256298	Converter	589250	1	
R235961	. Gasket, Pump	256298	1	
570774	Service Kit, Converter	256298	1	
<b>3-3</b>	<b>Drivelines</b>			
248963	Driveline Assembly	583372	1	
250084	. Cross Assembly	248963	2	
248964	Driveline Assembly	583372	1	
215403	. Cross Assembly	248964	2	
254388	Driveline Assembly	583372	1	
250090	. Cross Assembly	254388	2	
585276	Driveline Assembly	583372	1	
215403	. Cross Assembly	585276	1	

## Suggested Spares Guide CHD100-298R

### Section 4 - BRAKE SYSTEM

Allied P/N	Description	Where Used	Quantity on Machine	Order Quantity
4-1	Systems			
234393	Valve, Check, Hyd System- Brakes	596559	1	
596718	Kit, Hose; Brakes	596559	1	
4-3	Supply Components			
590153	Accumulator	596559	2	
249129	Seal Kit	590153	1	
593471	Piston Loading Sleeve, 4" Bore Accumulator	590153	2	
4-4	Control Components			
<b>589812</b>	<b>Manifold Assembly; Brake</b>	<b>596869</b>	<b>1</b>	
249965	. Cartridge, Valve	589812	1	
251383	Kit, Seal	249965	1	
249964	. Cartridge, Valve	589812	1	
251383	Kit, Seal	249964	1	
242225	. Cartridge, Valve	589812	1	
242335	Kit, Seal	242225	1	
244835	. Cartridge, Valve	589812	1	
242335	Kit, Seal	244835	1	
590704	Valve, Hydraulic Brake	596510	1	
245266	Kit, Repair	590704	1	
596778	Kit, Lining, Park Brake	594016	1	

## Suggested Spares Guide CHD100-298R

### Section 5 - HYDRAULIC SYSTEM

Allied P/N	Description	Where Used	Quantity on Machine	Order Quantity
<b>5-1 Systems &amp; Circuits</b>				
596630	Kit, Hose; Hyd System Bogie/Bucket	589350	1	
596892	Kit, Hose; Hyd System Chassis	596891	1	
596100	Kit, Hose; Steering Cylinders	596087	1	
596890	Kit, Hose; Valve Module	596869	1	
596897	Kit, Hose; Joystick Steering	596898	1	
253983	Valve, Ball	596891	1	
255555	Valve, Ball	596891	1	
203446	O-Ring, Hyd Sys - Chassis	596891	2	
203519	O-Ring, Hyd Sys - Chassis	596891	1	
203523	O-Ring, Hyd Sys - Chassis	596891	2	
211398	Drain Cock	596891	1	
224744	Breather, Hydraulic Tank	596891	1	
<b>5-2 Pumps</b>				
222452	<b>Pump, Converter Charging</b>	<b>256298</b>	<b>1</b>	
R235961	Gasket	222452	1	
253303	<b>Pump; Side Tilt / Fan Drive Hydraulic Cooler/ Steering</b>	<b>589250</b>	<b>1</b>	
57597W	O-Ring	253303	2	
258526	<b>Pump; Hoist</b>	<b>589250</b>	<b>1</b>	
505499	Gasket	258526	1	
589113	<b>Pump; Brake/Pilot</b>	<b>589250</b>	<b>1</b>	
254708	Kit, Seal	589113	1	
27360	Gasket	589113	1	
587578	<b>Pump; Fan Drive, Radiator / CAC</b>	<b>589250</b>	<b>1</b>	
254758	Kit, Seal	587578	1	
254759	Kit; Shaft & Bearing	587578	1	
27360	Gasket	587578	1	

## Suggested Spares Guide CHD100-298R

### Section 5 - HYDRAULIC SYSTEM

Allied P/N	Description	Where Used	Quantity on Machine	Order Quantity
5-3	Valves			
<b>596869</b>	<b>Valve Module</b>		<b>1</b>	
203446	. O-Ring	596869	3	
234990	. Valve, Steering Flow Amplifier	<b>596869</b>	1	
234639	. . Service Kit, Steering Flow Amplifier	234990	1	
<b>596868</b>	<b>. Valve, 1 Section</b>	<b>596869</b>	<b>2</b>	
597083	. . Valve, Relief, Main	596868	1	
597084	. . Valve, Relief, Circuit	596868	2	
<b>245334</b>	<b>. Filter Indicator, Elec/Vis</b>	<b>596869</b>	<b>1</b>	
251570	. Sensor, Coolant/Air/Oil Temp	596869	1	
<b>233623</b>	<b>. Side Tilt Valve</b>	<b>596869</b>	<b>1</b>	
569900	. . Service Kit	233623	1	
<b>591424</b>	<b>. Manifold, Accumulator Charge</b>	<b>596869</b>	<b>1</b>	
591431	. . Valve, Relief	591424	1	
2501643	. . . Kit. Seal	591431	1	
591435	. . Valve, Relief	591424	1	
242335	. . . Kit. Seal	591435	1	
591433	. . Accumulator Sense Valve	591424	1	
252566	. . . Kit. Seal	591433	1	
243786	. . Cartridge, Valve	591424	1	
251170	. . . Kit. Seal	243786	1	
589032	. . Valve, Logic	591424	1	
589043	. . . Kit. Seal	589032	1	
589046	. . Modulating Element	591424	1	
64850	. . . Kit. Seal	589046	1	
589047	. . Valve, Solenoid	591424	1	
591436	. . Valve, Reducing	591424	1	
242101	. . . Kit. Seal	591436	1	
<b>588781</b>	<b>. Manifold Assembly</b>	<b>596869</b>	<b>1</b>	
250365	. . Cartridge, Valve	588781	2	
350590	. . . Kit. Seal	250365	1	
<b>258527</b>	<b>. Manifold Assembly, Fan Drive</b>	<b>596869</b>	<b>1</b>	
259236	. . Valve, Relief	<b>258527</b>	1	
2500281	. . . Kit. Seal	259236	1	
250365	. . Valve, Solenoid	<b>258527</b>	1	
R15668	. . . Kit. Seal	250365	1	
<b>586777</b>	<b>Remote Control Valve</b>	<b>596869</b>	<b>1</b>	
<b>588832</b>	<b>Manifold Installation; Hydraulic Sys Brakes</b>	<b>596559</b>	<b>1</b>	
243786	. Cartridge, Valve	588832	1	

## Suggested Spares Guide CHD100-298R

### Section 5 - HYDRAULIC SYSTEM

Allied P/N	Description	Where Used	Quantity on Machine	Order Quantity
<b>5-4 Cylinders</b>				
<b>596088</b>	<b>Cylinder, Hoist</b>		<b>1</b>	
596153	Kit, Seal	596088	1	
<b>596090</b>	<b>Cylinder, Tilt</b>		<b>1</b>	
593808	Kit, Packing	596090	1	
<b>593430</b>	<b>Cylinder, Dump RH</b>	<b>596089</b>	<b>1</b>	
204503	. Spherical Bearing	593430	1	
586044	. Bushing	593430	1	
593429	Kit, Packing	<b>593430</b>	1	
<b>596405</b>	<b>Cylinder, Dump LH</b>	<b>596089</b>	<b>1</b>	
204503	. Spherical Bearing	596405	1	
593429	. Kit, Packing	596405	1	
<b>596098</b>	<b>Cylinder, Steering</b>	<b>596087</b>	<b>2</b>	
595585	Kit, Packing	596098	2	
<b>5-5 Filters</b>				
247429	Transmission Filter	589845	2	
591574	Service Kit; Hydraulic System Return Filters	596891	2	
230463	Element; Hydraulic Tank Breather	596891	1	
238399	Element; Brake Cooling Return Filter	254439		
589751	Filter Service Kit; Brake Pump, Side Tilt Pump	596891	2	
589750	Filter Service Kit; Steering Pump, Implement Pump	596891	2	

## Suggested Spares Guide CHD100-298R

### Section 6 - ELECTRICAL SYSTEM

Allied P/N	Description	Where Used	Quantity on Machine	Order Quantity
<b>6-2</b>	<b>Components</b>			
28287	Relay, 2-Pole, DPDT	586795	1	
258338	Floodlight	596091	4	
223062	Circuit Breaker, 2 Amp	579853	1	
223065	Circuit Breaker, 5 Amp	579853	2	
223067	Circuit Breaker, 15 Amp	579853	5	
223069	Circuit Breaker, 30 Amp	579853	1	
223377	Circuit Breaker, 20 Amp	579853	3	
229301	Relay, Terminal Panel	579853	2	
229306	Circuit Breaker, 10 Amp	579853	6	
235217	Connector, Female	580009	4	
232903	Power Converter	581516	1	
245157	Outlet, Power (15Amp)	581516	1	
232908	Relay, Junction Box	586795	1	
232909	Socket - Relay	586795	1	
230729	Sending Unit, Fuel Level	596680	1	
596169	Switch, Battery Disconnect	596680	1	

### Section 7 - CAB & COWL

Allied P/N	Description	Where Used	Quantity on Machine	Order Quantity
<b>7-1</b>	<b>Basic Structure</b>			
588300	PLC Programmed	596679	1	
591378	Fuse; 3.15 amp	596679	2	
207155	Ignition Switch, Assy, Cowl, Chd100-298	596679	1	
225649	Light, Red, Emergency Brake	596679	1	
234264	Control Unit, Park Brake	596679	1	
234736	Switch, Assy	596679	3	
236488	Switch, Assy	596679	1	
242950	Fuse, 1A, Junction Box	596679	28	
251035	Map Lamp, Assy	596679	1	
254962	Connector, ECM	596679	1	
R10547	Buzzer, Assy, Cowl	596679	1	
R13656	Switch, Assy, Cowl	596679	2	
234774	Gas Spring	578754	1	
224222	Vibration Dampener	596679	4	



## Suggested Spares Guide CHD100-298R

### Section 7 - CAB & COWL

Allied P/N	Description	Where Used	Quantity on Machine	Order Quantity
<b>7-2 Instruments &amp; Controls</b>				
589698	Temperature Controller	596679	1	
234736	Switch, Console Assy	588630	4	
234739	Switch, Console Assy	588630	1	
236488	Switch, Console Assy	588630	2	
236489	Switch, Console Assy	588630	2	
237688	Switch, Console Assy	588630	1	
588431	Red LED, Console Assy	588630	2	
588433	Yellow LED, Console Assy	588630	6	
ELC7531010	Potentiometer, Console Assy	588630	1	
596682	Joystick; 2 Button, 1 Rocker	596560	1	
597198	. Handle, Joystick, 2 Button, 1 Rocker	596682	1	
244749	Handle, Control	596560	1	
<b>7-3 Miscellaneous</b>				
236507	Lens, Rotary Beacon	596097	1	
593639	Light, Strobe	596097	1	
590865	Remote Monitor	596679	1	
590805	Pressurizer	596788	1	
248520	Wiper Blade, Front	579757	1	
248519	Wiper Blade, Rear	579758	1	
258699	Filter Element, Cab Pressurizer	590805	1	
247681	Windshield Wiper Motor	579757	1	
240063	Condenser, Remote	596788	1	
239036	Motor, AC, 24v	R16550	1	
215096	Safety Belt	590923	1	
240259	Kit, Seatbelt Hardware, Training Seat	590923	2	
596533	Kit, Hose; Controls Installation	588334	1	
596519	Kit, Hose; AC Installation	596788	1	
596538	Kit, Hose; Cooling System	596160	1	
596530	Kit, Hose; Cowl Assembly	596679	1	

## Suggested Spares Guide CHD100-298R

### Section 8 - FRAME & ATTACHMENTS

Allied P/N	Description	Where Used	Quantity on Machine	Order Quantity
<b>8-1</b>	<b>Frame &amp; Attachments</b>			
254708	Bearing, Spherical, Frame Assy	588475	3	
214314	Bearing, Spherical, Bucket & Lift Arm	588476	1	
200219	Bearing Cone, Swivel/Bogie/Cradle	596554	2	
204502	Spherical Bearing, Swivel/Bogie/Cradle	596554	2	
204602	Bearing Cup, Swivel/Bogie/Cradle	596554	2	
204605	Bearing Cup, Swivel/Bogie/Cradle	596554	2	
214314	Bearing, Spherical, Swivel/Bogie/Cradle	596554	2	
232647	Bearing Cone, Swivel/Bogie/Cradle	596554	2	
561963	Bushing, Frame Assy	588475	2	
556606	Blade, Bolt On	602059	4	
556604	Blade, Bolt On	602059	1	
529651	Pin	602059	2	
215174	Cap Trunnion	602059	2	
530105	Pin	602059	2	
601030	Pin	602059	2	
224739	Plow Bolt	602059	33	
221720W	Hex Nut	602059	33	
601785	Shim Trunnion Cap	602059	1	
602008	Shim, Trunnion .13	602059	1	
601999	Shim, Bucket .38	602059	1	
602000	Shim, Bucket .25	602059	1	
602001	Shim, Bucket .13	602059	1	
254542	Bushing, Hardnose & Hood Assy	589706	4	
502680	Bushing, Hardnose & Hood Assy	589706	2	
569238	Pin, Hardnose & Hood Assy	589706	1	
584132	Pin, Hardnose & Hood Assy	589706	1	
546154	Pin Assembly, Wldmt, Chassis	596553	2	
512865	Pin, Swivel/Bogie/Cradle	596554	2	
537493	Pin, Hinge, Swivel/Bogie/Cradle	596554	1	
567521	Bushing, Swivel/Bogie/Cradle	596554	1	
567594	Pin, Hinge, Swivel/Bogie/Cradle	596554	1	
567599	Pin, Swivel/Bogie/Cradle	596554	1	
203496	O-Ring, Wldmt, Chassis	596553	4	
203506	O-Ring, Swivel/Bogie/Cradle	596554	2	
224224	O-Ring, Swivel/Bogie/Cradle	596554	2	
232315	O-Ring, Swivel/Bogie/Cradle	596554	2	
234539	O-Ring, Swivel/Bogie/Cradle	596554	2	

## Suggested Spares Guide CHD100-298R

### Section 9 - ACCESSORIES & OPTIONS

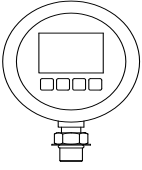
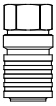
Allied P/N	Description	Where Used	Quantity on Machine	Order Quantity
9-1	Accessories & Options			
254708	Heater Assembly, Hydraulic Tank	569119	1	
596386	Kit, Hose; Fire Sys - Chassis	596092	1	
596874	Kit, Hose; Remote Lube		1	
212052	Fire Extinguisher	588558	1	

# Suggested Spares Guide CHD100-298R


## Diagnostic Tools

Order from Allied Systems  
Service Parts Department  
503-625-2560.

**906601**  
Kit, Digital Pressure Gauge  
W/Female QD Connector  
0 to 8700 PSI

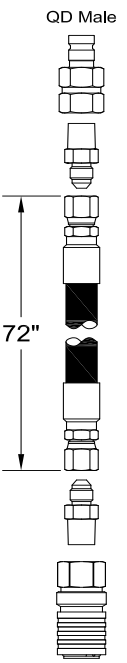



QD Female



**69778**  
Multi-Meter, 12 Function  
AC/DC Voltage & Current, Resistance,  
Capacitance, Frequency, Type K & IR  
Temperature, Diode/Continuity, Duty Cycle  
Non-Contact InfraRed Thermometer  
CAT III Test Leads  
Type K Bead Wire Temp Probe

QD Male




72"

QD Female

**69782**  
Kit, Hose Assembly, W/QD Both Ends

QD Male




144"

QD Female


**70381**  
Kit, Hose Assembly, W/QD Both Ends

QD Male




1/8 NPT Male  
**R14038**

QD Male




1/8 NPT Female  
**R14045**

QD Male




#6 JIC Female  
**236625**

QD Male




#8 JIC Female  
**253326**

QD Male



1/4 NPT Female  
**228040**

QD Male



#4 JIC Female  
**R330325**

QD Male



#4 SAE Male  
**R14040**

QD Male



#6 SAE Male  
**R14082**

## Suggested Spares Guide CHD100-298R

### Tools

Allied P/N	Description	On-Hand Quantity (Recommended)	Order Quantity
226672	Breaker Tool, Radiator Tubes	1	
226671	Installation Tool, Radiator Tubes	1	
252920	Lube Brush, Seal & Tube End	1	
259069	Header Plate Hole Cleaning Brush	1	
243274	Accumulator Recharge Valve	1	
509574	Air Hose Kit	1	
537788	Spindle Nut Wrench	1	
593401	Spanner for Wheel Safety Nut	1	
593402	Seal Ring Sleeve Driver	1	
593403	Seal Ring Sleeve Driver	1	
593404	Spanner for Thread Rings (Differential Bearing)	1	
593405	Centering Tools for Brake Discs	1	
593406	Installation Tool for Face Seal	1	
588466	Socket Set; 3/8Dr 3/8 To 7/8 22PC	1	
588467	Socket Set; 1/2Dr 3/8 To 1-1/4 30PC	1	
588468	Socket Set; 3/4Dr 7/8 To 2-3/8 29PC	1	
588530	3/8 DR 6mm-19mm 12 Point	1	
588529	1/2 DR 10mm-26mm 12 Point	1	
588469	Wrench Set; 5/16 To 2-1/2 31PC	1	
588528	Wrench Set; 7mm-24mm, 18 PC	1	
588527	Hex Key Set; .025" To 5/8"	1	
588526	Hex Key Sets; .07mm-17mm, 15 PC	1	
556042	Wrench - Swivel Nut	1	
558533	Fire Extinguisher Wrench	1	

### Diagnostic Tools

Allied P/N	Description	On-Hand Quantity (Recommended)	Order Quantity
906601	0 to 8700 PSI Digital Pressure Gauge W/QD Connector	1	
69778	Multi-Meter; 12 Function	1	
69782	Kit; 72" Hose Assembly W/QD on Both Ends	1	
70381	Kit; 144" Hose Assembly W/QD on Both Ends	1	
R14038	Fitting; QD Male x 1/8 NPT Male	1	
R14045	Fitting; QD Male x 1/8 NPT Female	1	
236625	Fitting; QD Male x #6 JIC Female	1	
253326	Fitting; QD Male x #8 JIC Female	1	
228040	Fitting; QD Male x 1/4 NPT Female	1	
R330325	Fitting; QD Male x #4 JIC Female	1	
R14040	Fitting; QD Male x #4 SAE Male	1	
R14082	Fitting; QD Male x #6 SAE Male	1	