

Suggested Spares Guide CHD100-296**Consumables, Approximate 1 Year Supply (calculated at 2000 hours/year)**

Allied P/N	Description	On-Hand Quantity (Recommended)	Order Quantity
219374	Grease	5 Gallons	
238206	Transmission Fluid	25 Gallons	
238206	Hydraulic Oil	310 Gallons	
236077	Engine Oil	120 Gallons	
244281	Drive Axle Gear Oil	90 Gallons	
221340	Anti-Freeze, Premix 50/50	50 Gallons	
226990	Air Cleaner Primary Element	4	
226991	Air Cleaner Safety Element	2	
258699	Filter, Cab Pressurizer	2	
587565	Filter, Engine Oil	12	
587566	Filter, Coolant	12	
587568	Filter, Fuel	12	
588188	Separator, Fuel/Water	12	
224744	Breather, Element - Hydraulic Tank	1	
R238535	Breather, Element - Transmission	1	
243458	Return Filter Elements	8	
589751	Service Kit, 27 GPM Hyd Filter	4	
589750	Service Kit, 100 GPM Hyd Filter	12	
253696	Transmission Strainer Element	4	
247429	Transmission Filter Element	8	
238399	Brake Cooling System Filter	12	
256421	Belt, Serpentine, Drive	1	

Suggested Spares Guide CHD100-296

Electrical

Allied P/N	Description	Quantity on Machine	Order Quantity
202889	Switch, Oil Press	1	
249309	Compressor	1	
239161	Fan, Defroster	1	
259220	Horn,24 Vdc	1	
256556	Switch, Prox	1	
256557	Actuator	1	
233051	Terminal, Male	1	
200247	Terminal Ring	2	
251035	Lamp, Map	1	
236489	Switch, Wiper	2	
236121	Symbol, Wiper	2	
234736	Switch, 24V	7	
237688	Switch, 24V	2	
234739	Switch, Dimmer,17W	1	
588433	Led, Panel Mnt, Yellow	6	
588431	Led, Panel Mnt, Red	5	
236488	Switch, On/Off/On	3	
579842	Wire Assy,Overhead Panel	1	
579841	Wire Harness	1	
28287	Relay, 24 Vdc, Dpdt	4	
ELC7531010	Potentiometer	1	
KOB0001P2B	Potentiometer Knob	1	
247681	Motor, Wiper	2	
256320	Light, Dome	1	
256444	Switch, Toggle	1	
589968	Control, Temp	1	
R13656	Switch, 24V	2	
234651	Button, Horn	1	
254962	Connector, Ecm	1	
578958	Wire Harness,Lower Console	1	
R10547	Buzzer	1	
207155	Switch, Ignition W/Keys	1	
234264	Control Unit	1	
225649	Light, Red Panel	1	
243342	Pedal Assy, Elec Throttle	1	
245672	Controller, Elec/Mech Shift	1	
579856	Wire Harness,Throttle	1	
587108	Resistor, 2.2 K Ohm, 1/2 W	2	
241769	Diode	1	
581586	Wire Harness	1	

Suggested Spares Guide CHD100-296

Electrical (Continued)

Allied P/N	Description	Quantity on Machine	Order Quantity
249692	Display Module, Powerview	1	
251325	Gauge, Eng Oil Press	1	
249693	Gauge, Eng Coolant	1	
254935	Gauge, Aux Oil Press	1	
251326	Gauge, Voltmeter	1	
254934	Gauge, Aux Oil Temp	1	
249691	Gauge, Fuel Level	1	
254933	Gauge, Tach	1	
586917	Gauge, Oil Temp	1	
251338	Wire Harness, Powerview Jumper	7	
GAG0001133	Hourmeter	1	
255254	Alarm, Audible	1	
230887	Socket, Light W/24V Bulb	1	
232908	Relay, 18-24 Vdc	1	
586793	Controller Rework, Rad/Cac Fan	1	
238891	Relay, 24 Vdc, Spdt	4	
581285	Wire Harness, Console	1	
581286	Wire Harness, Shifter Ctrl	1	
581287	Wire Harness	1	
250448	Terminal Block, W/Led	7	
587379	Diode Assy, 400V	5	
240919	Cord, Sdn	12	
223062	Circuit Breaker, 2 Amp	1	
223065	Circuit Breaker, 5 Amp	2	
229306	Circuit Breaker, 10 Amp	7	
223067	Circuit Breaker, 15 Amp	4	
223377	Circuit Breaker, 20 Amp	4	
223069	Circuit Breaker, 30 Amp	1	
229301	Relay, 24 Vdc	2	
578960	Wire Harness	1	
246905	Sensor, Press Transducer	1	
245334	Indicator, Elec/Vis	1	
251570	Thermistor, Oil/Air/Water Temp	1	
586918	Sender, Oil Temp	1	
248909	Switch, Pressure	1	
259080	Floodlight	10	
589371	Joystick Assy, 2-Button	1	
258709	Handle, Joystick	1	
248733	Switch, Toggle	1	
241779	Cord, Sdn	10	

Suggested Spares Guide CHD100-296

Electrical (Continued)

Allied P/N	Description	Quantity on Machine	Order Quantity
R740885	Connector, Wire	2	
229294	Switch, Toggle	1	
578240	Air Cond/Heater, 24V	1	
586079	Condenser, Remote Rework	1	
587173	Cord, Soow	20	
238155	Connector, Wire	1	
R740886	Connector, Wire	1	
238160	Connector, Wire	1	
258969	A/C Unit	1	
258941	Adapter, Outlet	1	
258669	Block, Distribution	1	
258670	Block, Distribution	1	
258677	Pressurizer	1	
R740880	Connector, Wire	2	
R740864	Connector, Wire	2	
580010	Wire Harness	1	
232903	Power Converter	1	
245157	Outlet, Power	1	
254486	Fuse, 160 Vdc 400A	2	
588879	Wire Harness "A", Engine	1	
588880	Wire Harness "B", Trans	1	
588893	Wire Harness "C", Ether Start	1	
588894	Wire Harness "D", Filter Ind	1	
588895	Wire Harness "E", Valve Plate	1	
588896	Wire Harness "F", Fan Controller	1	
588897	Wire Harness "G", Chassis	1	
588898	Wire Harness "H", Brakes	1	
585679	Battery Harness	1	
230729	Sending Unit	1	
218755	Alarm, Reverse	1	
246927	Switch, Batt Discnt	1	
589154	Wire Harness	1	
244837	Stereo/Cd Player	1	
226686	Speaker	2	
226688	Antenna	1	
579533	Wire Harness	1	
200220	Battery, 12V	2	

Suggested Spares Guide CHD100-296
Bushings and Pins

Allied P/N	Description	Quantity on Machine	Order Quantity
512865	Pin, Steering Cylinder	4	
505880	Bushing, Steering Cylinder	8	
569048	Pin, Hoist Cylinder, Base End	1	
541274	Pin, Hoist Cylinder, Stem End	1	
529808	Pin, Dump Cylinder, Stem End	2	
541598	Pin, Dump Cylinder, Base End	2	
561963	Bushing, Dump Cylinder, Base End (Arm)	2	
524392	Bushing, Dump Cylinder, Base End (Cylinder)	4	
512865	Pin, Side Tilt Cylinder	2	
505880	Bushing, Side Tilt Cylinder	4	
567594	Pin, Hinge	1	
537493	Pin, Hinge	1	
567599	Pin, Bogie	1	
567521	Bushing, Bogie	1	
529651	Trunnion Pin, Arm to Bogie	2	
541185	Pin, Arm to Bucket	2	
529808	Pin, Dump Cylinder, Stem End	2	
529651	Pin, Bucket Lift Arm	2	
530105	Pin, Bucket Lift Arm	2	
541185	Pin, Bucket Lift Arm	2	
519075	Pin, Bucket Lift Arm	2	
529808	Pin, Bucket Lift Arm	2	
541598	Pin, Bucket Lift Arm	2	
00119930	Bushing, Bucket Lift Arm	2	
219005	Transmission Mounting RH & LH	4	
502680	Bushing, Hood Arrangement	2	
254542	Bushing, Hood Arrangement	4	

Suggested Spares Guide CHD100-296

Bearings

Allied P/N	Description	Quantity on Machine	Order Quantity
204502	Bearing, Spherical - Steering Cylinder	4	
204503	Bearing, Spherical - Dump Cylinder	2	
204602	Bearing, Cup - Swivel/Bogie/Cradle	2	
232647	Bearing, Cone - Swivel/Bogie/Cradle	2	
204605	Bearing, Cup - Swivel/Bogie/Cradle	2	
200219	Bearing, Cone - Swivel/Bogie/Cradle	2	
214314	Bearing, Spherical - Swivel/Bogie/Cradle	2	
	Bearing, Spherical - Bucket & Lift Arm	2	
	Bearing, Spherical - Frame	2	
	Bearing, Spherical - Crossmember	1	
251052	Bearing, Cup - Rear Axle	2	
251051	Bearing, Cone - Rear Axle	2	
251054	Bearing, Cup - Rear Axle	2	
251055	Bearing, Cone - Rear Axle	2	
251052	Bearing, Cup - Front Axle	2	
251051	Bearing, Cone - Front Axle	2	
251054	Bearing, Cup - Front Axle	2	
251055	Bearing, Cone - Front Axle	2	
248970	Bearing, Spherical - Driveline Installation	1	
212506	Bearing, Torque Converter	1	
212489	Bearing, Torque Converter	1	
212491	Bearing, Torque Converter	1	
212470	Bearing Cup, Torque Converter	1	
212469	Bearing Cone, Torque Converter	1	
212434	Bearing Cone, Torque Converter	2	
203110	Bearing Cup, Torque Converter	2	
212521	Bearing, Torque Converter	1	
212432	Bearing Cup, Torque Converter	1	
212448	Bearing Cone, Torque Converter	1	
247036	Bearing, Roller, Transmission	2	
212247	Bearing, Transmission	2	
247041	Bearing, Idler Shaft, Transmission	1	
247045	Bearing Cup, Transmission	2	
247046	Bearing Cone, Transmission	2	
212272	Bearing, Transmission	2	
212278	Bearing Assy, Transmission	2	
212289	Bearing Cone, Transmission	2	
206540	Bearing Cup, Transmission	2	
240238	Bearing, Roller, Transmission	2	
222872	Bearing Cup, Transmission	4	

Suggested Spares Guide CHD100-296

Bearings (Continued)

222871	Bearing Cone, Transmission	4	
219769	Bearing Cone, Transmission	2	
202852	Bearing Cup, Transmission	2	
219772	Bearing Cup, Transmission	2	
219773	Bearing Cone, Transmission	2	
241547	Bearing, Transmission	1	
240157	Bearing, Transmission	1	
R7019578	Bearing, Transmission	1	

Safety Stock

Allied P/N	Description	Quantity on Machine	Order Quantity
256298	Converter	1	
587578	Pump, Fan Drive, Radiator/CAC	1	
253303	Pump, Steering, Tilt, Fan Drive Hydraulic Cooler	1	
589113	Pump, Brake/Pilot	1	
258526	Pump, Hoist	1	
222452	Pump, Charge	1	
254090	Motor, Vane, Cooling	2	
579573	Transmission	1	
256986	Differential & Carrier Assy - Rear	1	
256991	Differential & Carrier Assy - Front	1	
251050	Planet Carrier	4	
251048	Axle Shaft, Front/Rear	4	
241140	Ring & Pinion (Rear)	1	
251875	Ring & Pinion (Front)	1	
589252	Driveline	1	
248964	Driveline	1	
585276	Driveline Rebalance	2	
254388	Driveline	2	
259216	Motor, Oil Cooler Fan	1	
240922	Motor, Condenser, Remote	2	
582182	Cylinder, Steering	2	
583023	Cylinder, Hoist	1	
586035	Cylinder, Dump	2	
559592	Cylinder, Tilt	1	
583381	Valve, Brake	1	
252512	Valve, Steering	1	
587574	Valve, Dump/Hoist	2	
234990	Valve, Flow Amplifier	1	
233623	Valve, Side Tilt	1	

Suggested Spares Guide CHD100-296

Miscellaneous Parts / Seals

Allied P/N	Description	Quantity on Machine	Order Quantity
244167	Elbow, Rubber - Air Intake	1	
215733	Elbow, Rubber - Air Intake	6	
254473	Reducer, Rubber - Air Intake	1	
247214	Reducer, Rubber - Air Intake	1	
243488	Connector, Rubber - Radiator/Engine	4	
254709	Tube, Aftercooler	154	
226663	Grommet - Aftercooler	154	
226664	Grommet - Aftercooler	154	
254720	Tube, Radiator	199	
250670	Grommet - Radiator	199	
250669	Grommet, Locking Groove - Radiator	199	
238668	Weatherstrip, Radiator Installation	20FT	
251324	Rubber Boot, Remote Control Valve 258709	1	
248520	Blade, wiper, 28" long	1	
248519	Blade, wiper, 20" long	1	
235038	Weatherstrip, Door	15FT	
237271	Rubber Trim, Door	10FT	
250655	Bellows, Joystick	1	
224222	Dampener, Vibration, Cowl	4	
225530	Dampener, Vibration, Engine Installation	8	
234497	Dampener, Vibration, Engine Installation	2	
259196	Seat Suspension	1	
R12968265	Cap, Radiator; (15Psi)	1	
587110	Spring, Hood Arrangement	2	
569908	Dipstick	1	
227988	Filler Breather, Fuel Tank	1	
587278	Fill, Fuel Tank; 3" W/O Flash Arrestor	1	
212052	Fire Extinguisher	1	
R233598	Breather, 1-Way, Power Unit	1	
245411	Accumulator	2	
224744	Filler Breather, Hydraulic Tank	1	
R238535	Breather, Power Unit	1	
200268	Breather, Axle Installation	2	
257794	Cap, Dust	1	
57597W	O-Ring, Cylinder Installation, Dump	2	
	O-Ring, Cylinder Installation, Steering	2	
	O-Ring, Power Unit	2	
R10663	O-Ring, Air Conditioner/Heater Installation	2	
	O-Ring, Power Unit	1	

Suggested Spares Guide CHD100-296

Miscellaneous Parts / Seals (Continued)

Allied P/N	Description	Quantity on Machine	Order Quantity
R10664	O-Ring, Power Unit	1	
224224	O-Ring, Swivel/Bogie/Cradle	2	
234539	O-Ring, Swivel/Bogie/Cradle	2	
203506	O-Ring, Swivel/Bogie/Cradle	2	
232315	O-Ring, Swivel/Bogie/Cradle	2	
203523	O-Ring, Hyd System Chassis	2	
203519	O-Ring, Hyd System Chassis	4	
	O-Ring, Power Unit	4	
	O-Ring, Transmission Assy	2	
	O-Ring, Valve Module	1	
203446	O-Ring, Power Unit	1	
	O-Ring, Hyd System Bogie	6	
	O-Ring, Valve Module	6	
	O-Ring, Hyd System Chassis	25	
203516	O-Ring, Power Unit	4	
	O-Ring, Hyd System Bogie	1	
	O-Ring, Hyd System Transmission	2	
	O-Ring, Valve Module	2	
586801	Grommet	1	
586801	Grommet	1	
588790	Gasket, Steering Column Base	1	
578833	Gasket, Return Filters Cover	1	
251410	Gasket, Transmission Cooler	2	
251411	Tube, Transmission Cooler	63	
236611	Seal, Transmission Cooler	126	
27360	Gasket, Fan Drive, Radiator/CAC Pump	1	
505499	Gasket, Implement Pump, Mounting	1	
	Gasket, Steering Pump, Mounting	1	
R235961	Gasket, Transmission Charge Pump	1	
226184	Gasket, Brake/Pilot Pump	1	
	Gasket, Steering Pump Rear Face	1	
215403	Cross Assembly For Driveline	5	
250090	Cross Assembly For Driveline	2	
58907W	Snap Ring - Ext	1	
212395	Snap Ring	1	
259109	Mirror Assy	2	
589704	Gas Strut	2	

Suggested Spares Guide CHD100-296

Rebuild Kits/Components

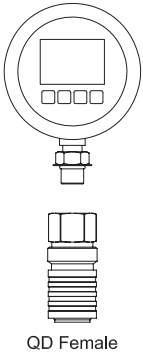
Allied P/N	Description	Quantity on Machine	Order Quantity
253373	Service Seal Kit, Brake Assembly (Rear)	2	
238383	Service Seal Kit, Parking Brake	1	
251062	Service Kit, Planet Assembly	4	
566411	Service Kit, Steering Cyl	1	
572058	Service Kit, Hoist Cyl	2	
586048	Service Kit, Dump Cyl	2	
566412	Service Kit, Tilt Cyl	1	
569900	Service Seal Kit, Tilt Valve	1	
589481	Service Seal Kit, Dump/Hoist Valve	2	
234639	Service Kit, Flow Amplifier Valve	1	
252887	Service Seal Kit, Steering Unit	1	
245266	Service Kit, Brake Valve	1	
583010	Service Kit, Transmission	1	
570774	Service Kit, Converter	1	
257100	Kit, Flexplate	1	
589476	Kit, Blade Bolt-On 23.875" W/Hardware	3	
589477	Kit, Blade Bolt-On 101.875" Long W/Hardware	1	
589846	Kit, Fuse 9C Driveline	1	

Hose Kits


Allied P/N	Description	Quantity on Machine	Order Quantity
209842	Hose, Air Intake 589392	2 FT	
589637	Hose Kit, Power Unit 589250	1	
589638	Hose Kit, Engine Installation 587679	1	
589639	Hose Kit, Cowl 587990	1	
589640	Hose Kit, Fuel System 586803	1	
589641	Hose Kit, Chassis Hydraulic System 589260	1	
589955	Hose Kit, Bogie Hydraulic System 589634	1	
589414	Hose Kit, Brakes Hydraulic System 588550	1	
589643	Hose Kit, Valve Plate Assembly 588549	1	
589644	Hose Kit, Controls - Seat 589253	1	
589408	Hose Kit, Transmission Assembly 586741	1	
589415	Hose Kit, Transmission Hydraulic System 586909	1	
589416	Hose Kit, Cylinder Installation, Steering 585638	1	
589418	Hose Kit, Cooling System Installation 588556	1	
590099	Hose Kit, Manifold Central Tube 590007	1	
589958	Hose Kit, Air Conditioner/Heater 589612	1	

Diagnostic Tools

906601
 Kit, Digital Pressure Gauge
 W/Female QD Connector
 0 to 8700 PSI



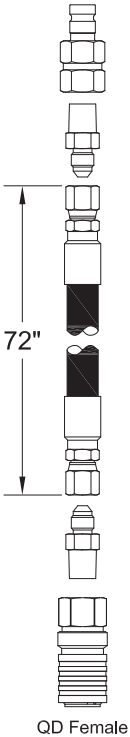
QD Female



69778
 Multi-Meter, 12 Function
 AC/DC Voltage & Current, Resistance,
 Capacitance, Frequency, Type K & IR
 Temperature, Diode/Continuity, Duty Cycle
 Non-Contact InfraRed Thermometer
 CAT III Test Leads
 Type K Bead Wire Temp Probe

Order from Allied Systems
 Service Parts Department
 503-625-2560.

QD Male

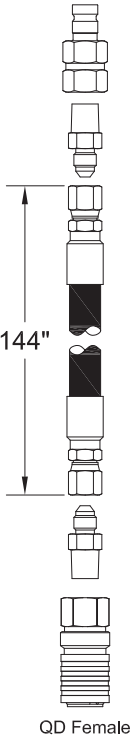


72"

QD Female

69782
 Kit, Hose Assembly, W/QD Both Ends









QD Male



144"

QD Female

70381
 Kit, Hose Assembly, W/QD Both Ends

- | | |
|---|---|
| QD Male | QD Male |
|  |  |
| 1/8 NPT Male | 1/8 NPT Female |
| R14038 | R14045 |
| QD Male | QD Male |
|  |  |
| #6 JIC Female | #8 JIC Female |
| 236625 | 253326 |
| QD Male | QD Male |
|  |  |
| 1/4 NPT Female | #4 JIC Female |
| 228040 | R330325 |
| QD Male | QD Male |
|  |  |
| #4 SAE Male | #6 SAE Male |
| R14040 | R14082 |

Diagnostic Tools

Allied P/N	Description	On-Hand Quantity (Recommended)	Order Quantity
906601	0 to 8700 PSI Digital Pressure Gauge W/QD Connector	1	
69778	Multi-Meter, 12 Function	1	
69782	Kit, 72" Hose Assembly, W/QD on Both Ends	1	
70381	Kit, 144" Hose Assembly, W/QD on Both Ends	1	
R14038	Fitting, QD Male x 1/8 NPT Male	1	
R14045	Fitting, QD Male x 1/8 NPT Female	1	
236625	Fitting, QD Male x #6 JIC Female	1	
253326	Fitting, QD Male x #8 JIC Female	1	
228040	Fitting, QD Male x 1/4 NPT Female	1	
R330325	Fitting, QD Male x #4 JIC Female	1	
R14040	Fitting, QD Male x #4 SAE Male	1	
R14082	Fitting, QD Male x #6 SAE Male	1	

Tools

Allied P/N	Description	On-Hand Quantity (Recommended)	Order Quantity
226672	Breaker Tool, Radiator Tubes	1	
226671	Installation Tool, Radiator Tubes	1	
252920	Lube Brush, Seal & Tube End	1	
259069	Header Plate Hole Cleaning Brush	1	
243274	Accumulator Recharge Valve	1	
509574	Air Hose Kit	1	
537788	Spindle Nut Wrench	1	
588466	Socket Set, 3/8Dr 3/8 To 7/8 22PC	1	
588467	Socket Set, 1/2Dr 3/8 To 1-1/4 30PC	1	
588468	Socket Set, 3/4Dr 7/8 To 2-3/8 29PC	1	
588530	3/8DR 6mm-19mm 12 Point	-	
588529	1/2DR 10mm-26mm 12 Point	-	
588469	Wrench Set 5/16 To 2-1/2 31PC	1	
588528	Wrench Sets, 7mm-24mm, 18 PC	-	
588527	Hex Key Set, .025" To 5/8"	1	
588526	Hex Key Sets, .07mm-17mm, 15 PC	-	
556042	Wrench - Swivel Nut	1	

Every 10 Hours / Daily

Shift Maintenance Checklist

Note general vehicle condition. Clear away all collected debris - steam clean if necessary. Check for mechanical damage and loose or leaking components. Report all faults to maintenance department. Always refer to manufactures (e.g. engine, transmission, converter) maintenance manual before performing any maintenance.

Before Starting Engine, Check the Following:

Ref	Component	OK	NO	ADD
1	ENGINE (Check oil level - check for leaks. Check crankcase breather tube for sludge, ice)			
2	FUEL-WATER SEPARATOR (Drain into container, dispose of according to local regulations)			
3	BELTS (Check tension - check for damage - change as required)			
4	HYDRAULIC TANK (Check oil level - check for leaks)			
5	RADIATOR & OIL COOLER (Check coolant level - check for leaks, are fins clean and unobstructed?)			
6	AIR CLEANER/INTAKE SYSTEM/PRESSURIZER, CHARGE-AIR PIPING (Check indicator - clean / change element as required, empty dust cup, check for leaks / damage. Check all piping and hoses for leaks, holes, cracks, or loose connections)			
7	COOLING FAN (Check for cracks, loose rivets, and bent or loose blades - securely mounted)			
8	WHEELS & TIRES (Check condition and pressure)			
9	AIR TANK (Check drain valves for correct operation)			
10	LUBRICATE CHASSIS (Refer to lube chart)			
11	WALK AROUND INSPECTION OF STRUCTURE (Check welds, leaks, damaged components, etc...)			
12	FIRE SAFETY CHECK (Check for accumulated debris in engine compartment, etc)			
13	FIRE SUPPRESSION SYSTEMS (Verify certifications are current)			

After Starting Engine, Check the Following:

Ref	Component	OK	NO	ADD
14	ENGINE (Does it sound normal?)			
15	INSTRUMENTS (Check for normal readings)			
16	CONTROLS (Check for normal operation)			
17	EXHAUST SYSTEM (Check for leaks and excessive smoke)			
18	TRANSMISSION (After warming to operation temp, check oil level - check for leaks)			

Note Anything Abnormal or in Need of Repair:

Component	Comments
LIGHTS	
DEFROSTER	
REVERSE WARNING HORN	
HORN	
WINDSHIELD WIPERS	
HEATER	
AIR CONDITIONER	

OPERATOR _____
 SUPERVISOR _____
 DATE _____
 MODEL CHD100-296
 SERIAL No 103296
 HOUR METER _____

Every 50 Hours or Weekly

Checklist

1	Repeat the 10 hour check	OK <input type="checkbox"/>	No <input type="checkbox"/>
2	Check for fluid leaks - oil, fuel, water, transmission	OK <input type="checkbox"/>	Repair <input type="checkbox"/>
3	Check wear indicator on wet disk brakes	OK <input type="checkbox"/>	Repair <input type="checkbox"/>
4	Check wheel lug nuts and studs mechanically	OK <input type="checkbox"/>	Repair <input type="checkbox"/>
5	Check battery electrolyte level	OK <input type="checkbox"/>	Add <input type="checkbox"/>
6	Lubricate chassis - refer to Lubrication chart	OK <input type="checkbox"/>	No <input type="checkbox"/>
7	Check for structural damage - inspect chassis & attachments for bending, cracking & broken welds	OK <input type="checkbox"/>	Repair <input type="checkbox"/>
8	Record engine rpm	High _____	Stall _____
9	Drain, flush and fill planetaries/differential carrier assembly (First 50 Hrs Only)	OK <input type="checkbox"/>	No <input type="checkbox"/>

Consumables

Allied P/N	Description	Quantity Required for this Interval
219374	Grease, Mobilgrease XHP 222 Special	As Required
238206	Transmission Fluid, Mobil 424	As Required
238206	Hydraulic Oil	As Required
236077	Engine Oil	As Required
244281	Drive Axle Gear Oil	As Required

MECHANIC _____

SUPERVISOR _____

DATE _____

MODEL CHD100-296 _____

SERIAL No 103296 _____

HOUR METER _____

Every 250 Hours or Monthly

Checklist

1	Repeat the 50 hour check	OK <input type="checkbox"/>	No <input type="checkbox"/>
2	Take engine oil sample for analysis	OK <input type="checkbox"/>	No <input type="checkbox"/>
3	Change engine oil & filters	OK <input type="checkbox"/>	No <input type="checkbox"/>
4	Check supplemental coolant additive concentration	OK <input type="checkbox"/>	No <input type="checkbox"/>
5	Change Fuel Filter	OK <input type="checkbox"/>	OK <input type="checkbox"/>
6	Check antifreeze concentration	OK <input type="checkbox"/>	No <input type="checkbox"/>
7	Check fuel filter restriction, replace as necessary (Spin-On Type)	OK <input type="checkbox"/>	No <input type="checkbox"/>
8	Check axle differential oil level	OK <input type="checkbox"/>	Add <input type="checkbox"/>
9	Check axle planetary oil level	OK <input type="checkbox"/>	Add <input type="checkbox"/>
10	Change Coolant Filter	OK <input type="checkbox"/>	No <input type="checkbox"/>
11	Check all hydraulic pressures and record	OK <input type="checkbox"/>	No <input type="checkbox"/>

Consumables

Allied P/N	Description	Quantity Required for this Interval
236077	Engine Oil	10 Gallons
587565	Engine Oil Filter	1
587568	Fuel Filter	1
587566	Filter, Coolant	1
238399	Brake Cooling System Filter Element	1

MECHANIC _____

SUPERVISOR _____

DATE _____

MODEL CHD100-296 _____

SERIAL No 103296 _____

HOUR METER _____

Every 500 Hours or Quarterly

Checklist

1	Repeat the 250 hour check and consumables	OK <input type="checkbox"/>	No <input type="checkbox"/>
2	Change Hydraulic filters	OK <input type="checkbox"/>	No <input type="checkbox"/>
3	Change Transmission filters	OK <input type="checkbox"/>	No <input type="checkbox"/>
4	Take oil samples from transmission, axle, and hydraulic system for analysis	OK <input type="checkbox"/>	No <input type="checkbox"/>
5	Check Accumulator pre-charge pressure	OK <input type="checkbox"/>	No <input type="checkbox"/>

Consumables

Allied P/N	Description	Quantity Required for this Interval
243458	Return Filter Elements	2
588744	Filter Service Kit, 27 GPM Hyd Filter	2
587386	Filter Service Kit, 100 GPM Hyd Filter	2
247429	Transmission Filter Element	2
253696	Transmission Strainer Element	1

MECHANIC _____

SUPERVISOR _____

DATE _____

MODEL CHD100-296 _____

SERIAL No 103296 _____

HOUR METER _____

Every 1,000 Hours or Semi-Annually

Checklist

1	Repeat the 500 hour check and consumables	OK <input type="checkbox"/>	No <input type="checkbox"/>
2	Change transmission oil & filters	OK <input type="checkbox"/>	No <input type="checkbox"/>
3	Clean and flush cooling system	OK <input type="checkbox"/>	No <input type="checkbox"/>
4	Check pins and bushings for wear	OK <input type="checkbox"/>	No <input type="checkbox"/>
5	Change cab pressurizer filter	OK <input type="checkbox"/>	No <input type="checkbox"/>
6	Steam clean machine, inspect for structural cracks	OK <input type="checkbox"/>	No <input type="checkbox"/>
7	Have ANSUL representative inspect and recertify fire suppression system	OK <input type="checkbox"/>	No <input type="checkbox"/>

Consumables

Allied P/N	Description	Approximate Quantity Required for this Interval
238206	Transmission Fluid, Mobil 424	23 Gallons
221340	Anti-Freeze, Premix 50/50	40 Gallons
258699	Filter, Cab Pressurizer	1

MECHANIC _____
 SUPERVISOR _____
 DATE _____
 MODEL CHD100-296 _____
 SERIAL No 103296 _____
 HOUR METER _____

Every 2,000 Hours or Annually**Checklist**

1	Repeat the 1,000 hour check and consumables	OK <input type="checkbox"/>	No <input type="checkbox"/>
2	Drain, flush and fill differential	OK <input type="checkbox"/>	No <input type="checkbox"/>
3	Drain, flush and fill planetaries	OK <input type="checkbox"/>	No <input type="checkbox"/>
4	Change hydraulic oil	OK <input type="checkbox"/>	No <input type="checkbox"/>
5	Have Allied representative inspect machine (annually)	OK <input type="checkbox"/>	No <input type="checkbox"/>

Consumables

Allied P/N	Description	Approximate Quantity Required for this Interval
244281	Drive Axle Gear Oil	As Required
238206	Hydraulic Oil	260 Gallons

MECHANIC _____

SUPERVISOR _____

DATE _____

MODEL CHD100-296 _____

SERIAL No 103296 _____

HOUR METER _____

Major Overhaul

Checklist

1	Replace all hydraulic hoses	OK <input type="checkbox"/>	No <input type="checkbox"/>
2	Rebuild drive axle	OK <input type="checkbox"/>	No <input type="checkbox"/>
3	Rebuild hydraulic cylinders	OK <input type="checkbox"/>	No <input type="checkbox"/>
4	Rebuild hydraulic valves	OK <input type="checkbox"/>	No <input type="checkbox"/>
5	Rebuild transmission	OK <input type="checkbox"/>	No <input type="checkbox"/>
6	Rebuild torque converter	OK <input type="checkbox"/>	No <input type="checkbox"/>

Kits

Allied P/N	Description	Quantity Required for this Interval
253373	Service Seal Kit, Brake Brake Assembly (Rear)	1
238383	Service Seal Kit, Parking Brake	1
251062	Service Kit, Planet Assembly	1
566411	Service Kit, Steering Cyl	1
572058	Service Kit, Hoist Cyl	1
586048	Service Kit, Dump Cyl	4
566412	Service Kit, Tilt Cyl	1
569900	Service Seal Kit, Tilt Valve	1
589481	Service Seal Kit, Dump/Hoist Valve	1
234639	Service Kit, Flow Amplifier Valve	1
587386	Service Kit, Steering Valve	1
245266	Service Kit, Brake Valve	1
583010	Service Kit, Transmission	1
570774	Service Kit, Converter	2
257099	Kit, Flexplate	1
589476	Kit, Blade Bolt-On 23.875" W/Hardware	3
589477	Kit, Blade Bolt-On 101.875" Long W/Hardware	1

MECHANIC _____

SUPERVISOR _____

DATE _____

MODEL CHD100-296

SERIAL No 103296

HOUR METER _____

Kits Continued

Allied P/N	Description	Quantity Required for this Interval
209842	Hose, Air Intake 589392	2 FT
589637	Hose Kit, Power Unit 589250	1
589638	Hose Kit, Engine Installation 587679	1
589639	Hose Kit, Cowl 587990	1
589640	Hose Kit, Fuel System 586803	1
589641	Hose Kit, Chassis Hydraulic System 589260	1
589955	Hose Kit, Bogie Hydraulic System 589634	1
589414	Hose Kit, Brakes Hydraulic System 588550	1
589643	Hose Kit, Valve Plate Assembly 588549	1
589644	Hose Kit, Controls - Seat 589253	1
589408	Hose Kit, Transmission Assembly 586741	1
589415	Hose Kit, Transmission Hydraulic System 586909	1
589416	Hose Kit, Cylinder Installation, Steering 585638	1
589418	Hose Kit, Cooling System Installation 588556	1
590099	Hose Kit, Manifold Central Tube 590007	1
589958	Hose Kit, Air Conditioner/Heater 589612	1

MECHANIC _____

SUPERVISOR _____

DATE _____

MODEL CHD100-296 _____

SERIAL No 103296 _____

HOUR METER _____