

## Suggested Spares Guide L490S-136

### Consumables, Approximate 1 Year Supply (calculated at 2000 hours/year)

Allied P/N	Description	Section in Parts Manual	Where Used	On-Hand Quantity (Recommended)	Order Quantity
219371	Hydraulic Oil			550 Gallons	
219374	Grease			35 Lbs	
221340	Anti-Freeze, Premix 50/50			24 Gallons	
235720	Drive Axle Gear Oil			180 Lbs	
236077	Engine Oil			110 Gallons	
238206	Transmission Fluid			40 Gallons	
588563	Filter Element, Engine Oil	2-1	587935	12	
588564	Filter Element, Fuel	2-1	587935	12	
252945	Filter Element, Coolant	2-1	587935	2	
258699	Filter Element, Cab Pressurizer	2-1	587935	1	
256249	Belt, Serpentine	2-1	587935	1	
588562	Belt, Serpentine, Main	2-1	587935	1	
591574	Kit, Filter Element, Return - see 589676	5-1	243457	8	
247429	Filter Element, Transmission		589681	4	
587386	Filter Element, Hydraulic WPF4, 10 Micron	5-5	589733	12	
587384	Filter Element, Hydraulic WPF3, 10 Micron	5-5	589732	4	
258701	Element, Air Cleaner Assembly	2-5	258700	2	
258702	Safety Element, Air Cleaner Assembly	2-5	258700	2	
236397	Brake Lining	3-4	587932	8	

## Suggested Spares Guide L490S-136

### Electrical

Allied P/N	Description	Section in Parts Book	Where Used	Quantity on Machine	Order Quantity
22632	Relay, Terminal Panel Assembly		589659	2	
22632	Relay, Terminal Panel Assembly	7-2	589281	2	
22632	Relay, Terminal Panel Assembly	6-2	586812	2	
22635	Diode	7-2	589281	3	
22635	Diode		589660	2	
22635	Diode	3-2	578293	5	
22635	Diode		589659	2	
200220	Battery, 12V		589673	2	
202889	Switch, Oil Pressure		589664	1	
207155	Ignition Switch		589661	1	
218755	Horn, Reverse Alarm		R19361	1	
223062	Circuit Breaker	7-2	589281	1	
223065	Circuit Breaker	7-2	589281	2	
223067	Circuit Breaker	7-2	589281	5	
223069	Circuit Breaker	7-2	589281	1	
223377	Circuit Breaker	7-2	589281	3	
225649	Light, Red, Emergency Brake		590982	1	
229301	Relay, Terminal Panel		589664	1	
229301	Relay, Terminal Panel	7-2	589281	2	
229306	Circuit Breaker	7-2	589281	7	
229808	Cord Assy	6-2	586812	15	
230729	Sending Unit, Fuel Level		589673	1	
232903	Power Converter		589659	1	
232908	Relay, Junction Box	7-2	589281	1	
232909	Socket - Relay	7-2	589281	1	
234264	Control Unit, Park Brake		590982	1	
234509	Cover, Blank		589659	7	
234736	Switch		590982	3	
234736	Switch		589659	1	
234739	Switch		589659	1	
235217	Connector, Female		589659	69	
235217	Connector, Female		588899	11	
236488	Switch		590982	1	
236488	Switch		589659	1	
236489	Switch		589659	2	
236504	Lens, Green		590982	2	
237688	Switch		589659	4	
238891	Relay, Instrument Panel	7-2	589281	2	
205160	Hydraulic Tank Heater	5-6	550356	1	

## Suggested Spares Guide L490S-136

### Electrical (Continued)

Allied P/N	Description	Section in Parts Book	Where Used	Quantity on Machine	Order Quantity
238891	Relay, Instrument Panel		589659	2	
238891	Relay, Instrument Panel	6-2	586812	2	
238891	Relay, Instrument Panel	7-3	258674	1	
589053	Fan, Defroster		589680	1	
239174	Switch		589659	2	
242950	Fuse, 1A, Junction Box		589659	26	
245334	Filter Indicator, Elec/Vis		589676	1	
247209	Terminal Block		589659	5	
249106	Battery Disconnect Switch		589673	1	
249692	Display Module		589659	1	
249693	Gauge, Engine Coolant	7-2	586437	1	
249694	Plug (Pvjr, 6-Way W/Resistor)	7-2	587924	1	
249803	Battery, 3.6 VDC	9-1	587003	1	
251325	Gauge, Engine Oil Pressure	7-2	586437	1	
251326	Gauge, Voltmeter	7-2	587924	1	
254934	Gauge, Aux Oil Temp	7-2	587924	1	
254935	Gauge, Aux Oil Press	7-2	587924	1	
254962	Connector, ECM		589656	1	
255254	Alarm, Audible	7-2	587924	1	
258707	Gauge, Fuel Level	7-2	587924	1	
259080	Floodlight	6-2	586167	2	
259080	Floodlight	6-1	586163	1	
259080	Floodlight	6-2	586913	4	
259080	Floodlight		589679	4	
259220	Horn, 24 Vdc		589656	1	
550356	Hydraulic Tank Heater Assembly	5-6	552658	1	
581682	Cord Assy	6-2	586812	8	
586917	Gauge, Oil Temp	7-2	587926	1	
586918	Sender, Oil Temp		589675	1	
587175	Cord Assy	5-6	550356	6	
587345	Fan/Motor Assy	5-6	258300	1	
588431	Red LED		589659	2	
588432	Green LED	7-2	587925	6	
588432	Green LED		589659	6	
588433	Yellow LED		589659	2	
588433	Yellow LED	7-2	587925	1	
ELC7531010	Potentiometer		589659	1	
GAG0001133	Hour Meter		589659	1	
R10547	Buzzer		589659	1	

### Suggested Spares Guide L490S-136

#### Electrical (Continued)

Allied P/N	Description	Section in Parts Book	Where Used	Quantity on Machine	Order Quantity
R13656	Switch		589659	1	
R19361	Alarm	6-1	586163	1	
589053	Fan, Defroster	7-3	589680	1	
577392	Switch		590754	1	

#### Miscellaneous Parts / Seals

Allied P/N	Description	Section in Parts Book	Where Used	Quantity on Machine	Order Quantity
232904	Shift Valve, Module	3-2	578293	1	
234081	Steering Unit		589661	1	
27360	Gasket, Oil Fill Installation		589664	1	
200268	Breather	3-4	580231	1	
203037	Molding, Locking Key (Window Molding)	7-1	586385	25	
203443	O-Ring		11759	44	
203446	O-Ring		11740	10	
203446	O-Ring		229449	6	
203446	O-Ring		11740	1	
203446	O-Ring		590983	2	
203498	O-Ring	8-1	581042	8	
203506	O-Ring	8-1	581042	2	
203516	O-Ring		590983	3	
203516	O-Ring		11767	4	
YK-55-HR	O-Ring		589668	2	
203516	O-Ring		11767	9	
203516	O-Ring		11767	6	
203516	O-Ring		11767	2	
203519	O-Ring		590150	2	
203519	O-Ring		589664	1	
203528	O-Ring		12721	1	
203519	O-Ring		590983	2	
203519	O-Ring		590663	1	
217456	O-Ring	3-4	580699	1	

## Suggested Spares Guide L490S-136

### Miscellaneous Parts / Seals (Continued)

Allied P/N	Description	Section in Parts Book	Where Used	Quantity on Machine	Order Quantity
203528	O-Ring		225661	2	
203519	O-Ring		590150	2	
206062	O-Ring	3-5	547331	2	
206980	O-Ring	5-3	587576	4	
210099	O-Ring		581022	2	
211398	Drain Cock		589864	1	
212052	Fire Extinguisher	9-1	582769	2	
214802	O-Ring	6-2	574276	1	
215096	Safety Belt		590982	1	
215733	Rubber Elbow (90°, 6" ID)	2-5	589666	2	
R1904878	Rubber Elbow (90°, 6" ID)	2-5	589666	3	
220304	O-Ring		570246	12	
220306	O-Ring		570246	12	
224222	Vibration Dampener		589663	4	
224222	Vibration Dampener		589665	2	
224226	Rubber Elbow (45°, 7" ID)		589666	2	
224354	Rubber Elbow (90°, 7"-6" ID)		589666	1	
224744	Breather, Hydraulic Tank		589864	1	
226184	Gasket, Pump Mounting		589664	3	
226663	Seal	2-6	588560	190	
226664	Seal	2-6	588560	190	
227988	Filler/Breather, Fuel Tank	2-4	589233	1	
228425	Rubber Elbow (45°, 7"-6" ID)		589666	2	
240151	O-Ring		589660	2	
589080	Kit, Seatbelt Hardware, Training Seat	7-3	589662	1	
243652	Tube (Radiator)	2-6	252970	190	
247380	O-Ring		235592	4	
250147	Cap, Radiator	2-6	250335	1	
250669	Seal, Bottom (Radiator)	2-6	252970	190	
250670	Seal, Top (Radiator)	2-6	252970	190	
250680	Tube	2-6	588560	190	
252047	Seal, Flap		589665	9	
505499	Gasket, Pump Mounting		589664	3	
555064	Gasket, Manhole Cover		589648	2	
561108	Dipstick, Hydraulic Tank		589864	1	
562468	Gasket, Return Filter Cover Plate		589648	1	
563666	Dipstick, Transmission		589668	1	
563667	Dipstick, Transmission		563666	1	
587337	O-Ring		R14040	4	
587337	O-Ring		R14040	4	

### Suggested Spares Guide L490S-136

#### Miscellaneous Parts / Seals (Continued)

Allied P/N	Description	Section in Parts Book	Where Used	Quantity on Machine	Order Quantity
587337	O-Ring		R14040	9	
587338	O-Ring		R14040	17	
588303	O-Ring		588222	8	
57597W	O-Ring		566411	2	
R10663	O-Ring		589664	1	
R10664	O-Ring		589664	1	
R12968265	Cap		589665	1	
586386	Windshield - NS	7-2	586385	1	
258774	Wiper Blade - NS	7-3	589656	2	
587337	O-Ring		R14040	19	
237786	O-Ring	5-3	589619	1	
249617	Bellows, Remote Control Valve	5-3	589619	1	
258638	Molding, Self Lock, Window	7-1	586385	25 FT	
586621	Glass, Rear Windshield	7-1	596385	1	
586620	Glass, RH Door, Lower	7-1	589657	1	
586623	Glass, Rear LH	7-1	596385	1	
586622	Glass, Rear RH	7-1	596385	1	
586618	Glass, LH Door, Lower	7-1	589658	1	
237008	Shutoff Valve	2-1	589664	1	
201005	Sealing Ring	3-4	589770	2	
208956	O-Ring	3-4	589770	1	
218126	O-Ring	3-4	589770	1	
240596	Seal, Spindle Ring	3-4	589770	4	
240599	Seal, Spindle Ring	3-4	589770	2	
587338	O-Ring		R14040	2	

## Suggested Spares Guide L490S-136

### Safety Stock

Allied P/N	Description	Section in Parts Book	Where Used	Quantity on Machine	Order Quantity
21199	Valve, Flow Control	5-3	589675	2	
250637	Valve, Hoist & Tilt	5-3	589675	1	
587576	Valve, Holddown & Kickoff	5-3	589675	2	
234990	Valve, Steering Flow Amplifier		589675	1	
589733	Filter Assembly, HP, WPF4, 10 Micron	5-1	589676	3	
589732	Filter Assembly, HP, WPF3, 10 Micron	5-1	589676	1	
590660	Transmission	3-2	580585	1	
256298	Converter	2-1	589664	1	
547338	Axle Shaft, Front	3-4	580231	2	
580699	Wheel End & Differential Kit, Front Axle	3-4	580231	1	
580700	Differential & Carrier Assembly, Front Axle	3-4	580699	1	
211953	Planet Carrier Assembly, Front Axle	3-4	580699	2	
589770	Axle Assembly, Rear Axle	3-4	589669	1	
591130	Differential & Carrier Assembly, Rear Axle	3-4	589770	1	
240602	Planet Carrier Assembly, Rear Axle	3-4	589770	2	
240582	Axle Shaft - Rear	3-4	589770	2	
248963	Driveline Assembly	3-1	580303	1	
250084	. Cross Assembly	3-3	248963	2	
249020	Driveline Assembly	3-1	580303	1	
215403	. Cross Assembly	3-3	249020	2	
249303	Driveline Assembly	3-1	580303	1	
250089	. Yoke	3-3	249303	2	
249667	Driveline Assembly	3-1	580303	1	
215403	. Cross Assembly	3-3	249667	2	
249853	Driveline Assembly	3-1	580303	1	
250090	. Cross Assembly	3-3	249853	2	
249854	Driveline Assembly	3-1	580303	1	
215403	. Cross Assembly	3-3	249854	2	
586692	Driveline Assembly	7-3	589661	1	
587270	. Cross Assembly	7-3	586692	2	
589113	Pump	2-1	589664	1	
589758	Pump	2-1	589664	1	
245617	Pump, Front	2-1	589664	2	
222452	Pump	2-1	256298	1	
526154	Cylinder Assembly, Kickoff	8-1	589654	2	
526164	Cylinder Assembly, Holddown	8-1	589654	2	
558685	Cylinder Assembly, Hoist	5-4	W10390	2	
566290	Cylinder Assembly, Tilt	5-4	W10708	2	
576513	Cylinder Assembly, Steering	5-4	576503	2	
244409	Parking Brake Caliper	4-5	577281	1	
587932	Brake Caliper	3-4	580231	4	
229740	Brake Linings, Parking Brakes	4-5	244409	4	
249309	Compressor, Engine	2-1	587935	1	
591097	Alternator, Engine	2-1	587935	1	
591098	Starter, Engine	2-1	587935	1	
591099	Water Pump, Engine	2-1	587935	1	
249635	Valve, Remote Steering		590987	1	

### Safety Stock Continued

Allied P/N	Description	Section in Parts Book	Where Used	Quantity on Machine	Order Quantity
586775	Remote Control Valve	5-3	589378	1	
589619	Remote Control Valve	5-3	590626	1	
258300	Cooler, Hydraulic Oil	5-6	589676	1	

### Bushings and Pins

Allied P/N	Description	Section in Parts Book	Where Used	Quantity on Machine	Order Quantity
505568	Bushing, Barrel End, Hoist Cylinder	5-4	523068	4	
501571	Bushing, Carriage, RH KO Cyl Mt	8-1	525722	1	
501571	Bushing, Carriage, LH KO Cyl Mt	8-1	525723	1	
505609	Bushing, Cylinder Assembly, KO	5-4	526154	2	
505880	Bushing, Cylinder Assembly, HD	5-4	526155	4	
505880	Bushing, Cylinder Assembly, KO	5-4	526157	4	
505880	Bushing, Cylinder Assembly, KO	5-4	526159	4	
505206	Bushing, Cylinder Assembly, HD	5-4	526162	4	
505609	Bushing, Cylinder Assembly, HD	5-4	526164	2	
501571	Bushing, Kickoff, RH	8-1	526170	1	
521512	Bushing, Kickoff, RH	8-1	526170	2	
501571	Bushing, Kickoff, LH	8-1	526171	1	
521512	Bushing, Kickoff, LH	8-1	526171	2	
530484	Bushing, Chassis, Boom Mounting	8-1	536872	1	
530484	Bushing, Chassis, Boom Mounting	8-1	536873	1	
505574	Bushing, Cylinder Assembly, Tilt	5-4	538257	2	
533666	Bushing, Cylinder Assembly, Hoist	5-4	558685	2	
521512	Bushing, Holddown, LH	8-1	561546	2	
521512	Bushing, Holddown, RH	8-1	561547	2	
501571	Bushing, Holddown, LH	8-1	561548	1	
501571	Bushing, Holddown, RH	8-1	561549	1	
577088	Pin, Cylinder Assembly, Steering	5-4	576503	4	
505880	Bushing, Cylinder Assembly, Steering	5-4	576512	4	
505594	Bushing, Cylinder Assembly, Steering	5-4	576513	2	
505880	Bushing, Cylinder Assembly, Steering	5-4	576514	4	
577287	Pin, Parking Brake Installation	3-4	577281	2	
563163	Bushing, Swivel Box Installation	8-1	581042	2	
581537	Pin, Swivel Box Installation	8-1	581042	2	
538104	Bushing, Boom	8-1	589652	6	



## Suggested Spares Guide L490S-136

### Bushings and Pins Continued

Allied P/N	Description	Section in Parts Book	Where Used	Quantity on Machine	Order Quantity
589782	Pin, Boom	8-1	589652	1	
519324	Bushing, Carriage, Tilt Cylinder	8-1	589654	2	
523107	Pin, Carriage, Boom	8-1	589654	1	
526135	Pin, Cylinder Assembly, HD	8-1	589654	2	
526148	Pin, Carriage, HD	8-1	589654	2	
526294	Pin Assembly, Carriage, Tine	8-1	589654	2	
537642	Pin, Carriage, Tilt Cylinder	8-1	589654	1	
541616	Pin, Carriage, HD/KO Cylinder	8-1	589654	6	
505887	Pin, Cylinder Assembly, Hoist	5-4	W10390	2	
523052	Pin, Cylinder Assembly, Hoist	5-4	W10390	1	
522958	Pin, Cylinder Assembly, Tilt	5-4	W10708	2	

### Tines and Arms

Allied P/N	Description	Section in Parts Book	Where Used	Quantity on Machine	Order Quantity
526133	Tine	8-1	589654	2	
526170	Kickoff, RH	8-1	589654	1	
526171	Kickoff, LH	8-1	589654	1	
561546	Holddown, LH	8-1	589654	1	
561547	Holddown, RH	8-1	589654	1	

### Suggested Spares Guide L490S-136

#### Bearings

Allied P/N	Description	Section in Parts Book	Where Used	Quantity on Machine	Order Quantity
202852	Bearing Cup, Transmission	3-2	590660	2	
206540	Bearing Cup, Transmission	3-2	590660	2	
212247	Bearing, Transmission	3-2	590660	2	
212272	Bearing, Transmission	3-2	590660	2	
212278	Bearing, Transmission	3-2	590660	2	
212289	Bearing Cone, Transmission	3-2	590660	2	
219769	Bearing Cone, Transmission	3-2	590660	2	
219772	Bearing Cup, Transmission	3-2	590660	2	
219773	Bearing Cone, Transmission	3-2	590660	2	
222871	Bearing Cone, Transmission	3-2	590660	4	
222872	Bearing Cup, Transmission	3-2	590660	4	
240157	Bearing, Transmission	3-2	590660	1	
240238	Bearing, Roller, Transmission	3-2	590660	2	
241547	Bearing, Transmission	3-2	590660	1	
247036	Bearing, Roller, Transmission	3-2	590660	2	
247041	Bearing, Idler Shaft, Transmission	3-2	590660	1	
247045	Bearing Cup, Transmission	3-2	590660	2	
247046	Bearing Cone, Transmission	3-2	590660	2	
R7019578	Bearing, Transmission	3-2	590660	1	
201129	Bearing Cone, Differential & Carrier Assembly - Rear	3-4	589822	1	
201130	Bearing Cup, Differential and Carrier Assembly - Rear	3-4	589822	1	
251065	Bearing, Differential and Carrier Assembly - Rear	3-4	589822	1	
251066	Bearing Cone, Differential and Carrier Assembly - Rear	3-4	589822	2	
251067	Bearing Cup, Differential and Carrier Assembly - Rear	3-4	589822	2	
251068	Bearing Cone, Differential and Carrier Assembly - Rear	3-4	589822	1	
251069	Bearing Cup, Differential and Carrier Assembly - Rear	3-4	589822	1	
203110	Bearing Cup, Converter	3-2	256298	2	
212432	Bearing Cup, Converter	3-2	256298	1	
212434	Bearing Cone, Converter	3-2	256298	2	
212448	Bearing Cone, Converter	3-2	256298	1	
212469	Bearing Cone, Converter	3-2	256298	1	
212470	Bearing Cup, Converter	3-2	256298	1	
212489	Bearing, Converter	3-2	256298	1	
212491	Bearing, Converter	3-2	256298	1	
212506	Bearing, Converter	3-2	256298	1	
212521	Bearing, Converter	3-2	256298	1	
248970	Bearing, Driveline Installation	3-1	580303	1	
249405	Bearing, Driveline Installation	3-1	580303	2	

## Suggested Spares Guide L490S-136

### Bearings

Allied P/N	Description	Section in Parts Book	Where Used	Quantity on Machine	Order Quantity
201138	Bearing Cup, Differential & Carrier Assembly - Front	3-4	580700	2	
201139	Bearing Cone, Differential & Carrier Assembly - Front	3-4	580700	2	
201141	Bearing Cup, Differential & Carrier Assembly - Front	3-4	580700	1	
201145	Bearing, Differential & Carrier Assembly - Front	3-4	580700	1	
213645	Bearing Cone, Differential & Carrier Assembly - Front	3-4	580700	1	
217702	Bearing Cup, Differential & Carrier Assembly - Front	3-4	580700	1	
217703	Bearing Cone, Differential & Carrier Assembly - Front	3-4	580700	1	
200219	Bearing Cone, Swivel Box Installation	8-1	581042	2	
204605	Bearing Cup, Swivel Box Installation	8-1	581042	2	
243304	Bearing Cup, Seat Installation		589660	2	
243305	Bearing Cone, Seat Installation		589660	2	
240587	Bearing Cone, Axle Assembly - Rear	3-4	589770	2	
240589	Bearing Cup, Axle Assembly - Rear	3-4	589770	2	
240590	Bearing Cup, Axle Assembly - Rear	3-4	589770	2	
240591	Bearing Cone, Axle Assembly - Rear	3-4	589770	2	
201143	Bearing Cup, Axle Assembly - Front	3-4	580699	2	
201148	Bearing Cone, Axle Assembly - Front	3-4	580699	2	
216146	Bearing Cone, Axle Assembly - Front	3-4	580699	2	
216147	Bearing Cup, Axle Assembly - Front	3-4	580699	2	
204502	Bearing, Spherical, Steering Cylinder	5-4	576503	4	
204605	Bearing, Cup	8-1	581042	4	

## Suggested Spares Guide L490S-136

### Rebuild Kits/Components


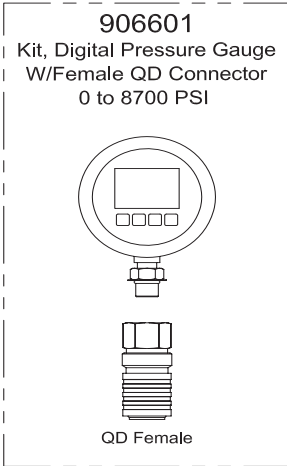
Allied P/N	Description	Section in Parts Book	Where Used	Quantity on Machine	Order Quantity
251100	Service Kit, Hoist & Tilt Valve	5-3	250637	1	
251101	Seal Kit, Hoist & Tilt Valve	5-3	250637	1	
251102	Seal Kit, Hoist & Tilt Valve	5-3	250637	1	
588312	Service Kit, Holddown & Kickoff Valve	5-3	587576	2	
583010	Service Kit, Transmission	3-2	590660	1	
570774	Service Kit, Converter	3-2	256298	1	
257099	Kit, Flexplate	2-1	589664	1	
214939	Gear & Hub Assy, Front Axle	3-4	580699	1	
211820	Cap Assy, Thrust, Front Axle	3-4	580699	1	
219240	Hub & Cup Assy, Front Axle	3-4	580699	1	
234545	Posi-torque Subassy, Front Axle	3-4	580700	1	
217706	Ring & Pinion Set, Differential, Front Axle	3-4	580700	1	
584264	Service Kit, Differential & Carrier, Front Axle	3-4	580700	1	
587562	Service Kit, Planet Carrier Assembly, Front Axle	3-4	211953	2	
587563	Service Kit, Front Axle	3-4	580699	1	
223622	Cover Assy, Planet, Rear Axle	3-4	589770	1	
251147	Hub Assy, Wheel, Rear Axle	3-4	589770	1	
240601	Internal Gear & Hub Assembly, Rear Axle	3-4	589770	1	
219353	Ring & Pinion Set, Rear Axle	3-4	591130	1	
222994	Differential Subassembly, Rear Axle	3-4	591130	1	
591164	Service Kit, Planet Carrier Assembly, Rear Axle	3-4	240602	2	
591150	Service Kit, Differential & Carrier, Rear Axle	3-4	222994	1	
591151	Service Kit, Differential Subassembly, Rear Axle	3-4	222994	1	
219340	Service Kit, Differential Case	3-4	219340	1	
589734	Seal Kit, Pump	2-1	589113	1	
250728	Seal Kit, Pump	2-1	589758	1	
246783	Soft Goods Kit, Pump	5-2	245617	2	
566400	Service Kit, Tilt Cylinder	5-4	566290	2	
566411	Service Kit, Steering Cylinder	5-4	576513	2	
566412	Service Kit, HD Cylinder	5-4	526164	2	
566412	Service Kit, KO Cylinder	5-4	526154	2	
566401	Service Kit, Hoist Cylinder	5-4	558685	2	
570246	Service Kit, Disk Brake	3-4	587932	4	

**Suggested Spares Guide L490S-136****Hose Kits**

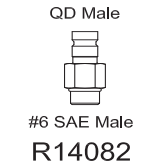
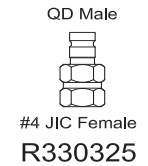
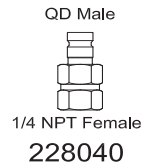
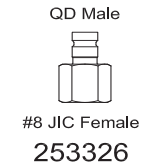
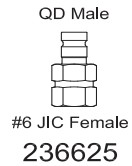
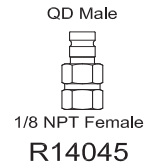
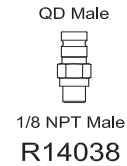
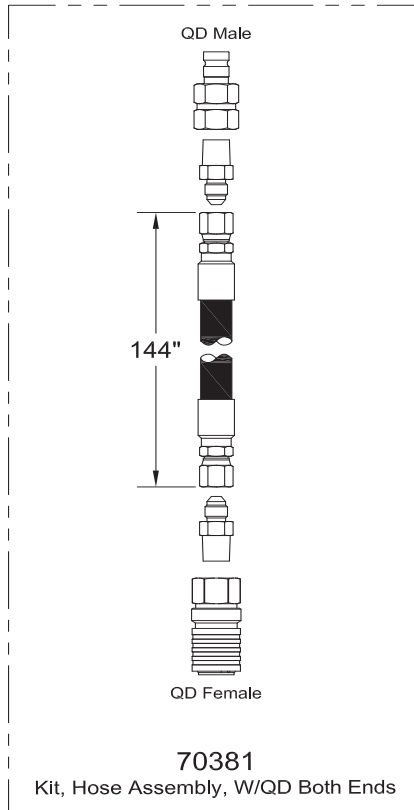
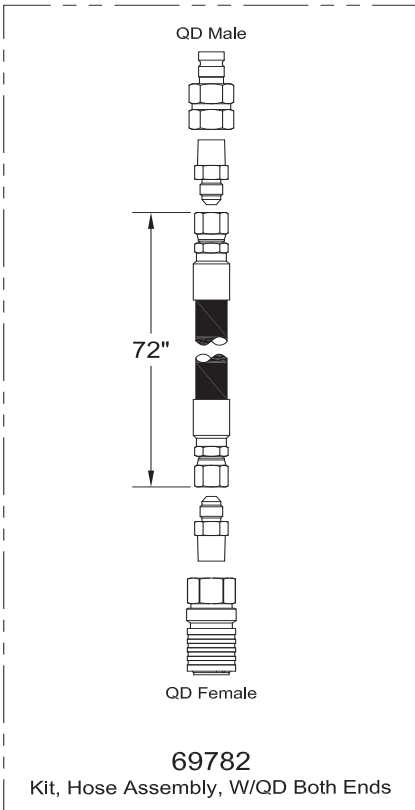
Allied P/N	Description	Section in Parts Book	Where Used	Quantity on Machine	Order Quantity
240714	Hose Kit; Air Cleaner Installation	2-5	589666	1	
209846	Hose Kit; Power Unit	2-1	589664	1	
590458	Hose Kit; Fuel System	2-4	589233	1	
590459	Hose Kit; Radiator Installation	2-6	589665	1	
590460	Hose Kit; Transmission Circuit	3-2	589668	1	
590461	Hose Kit; Hydraulic System - Brakes	4-1	589671	1	
590462	Hose Kit; Swivel Box Installation	8-1	581042	1	
590463	Hose Kit; Hydraulic System - Steering	5-1	589674	1	
590464	Hose Kit; Hydraulic System - Hoist & Tilt	5-1	590150	1	
590465	Hose Kit; Valve Module	5-3	589675	1	
590466	Hose Kit; Hydraulic System - Chassis	5-1	589676	1	
590467	Hose Kit; Hydraulic System - Carriage	5-1	589677	1	
590468	Hose Kit; Hydraulic System - Seat to Bulkhead	5-1	589695	1	
590469	Hose Kit; Hydraulic System - Seat	5-1	589610	1	
590470	Hose Kit; Air Cond/Heater/Comp	7-3	589680	1	
049-2409	Hose Kit; Hydraulic System - Boom	5-1	589682	8	
234245	Hose Kit; Push On - Cab Assy	7-1	589656	16 FT	

## Diagnostic Tools

Order from Allied Systems  
Service Parts Department  
503-625-2560.



**69778**  
Multi-Meter, 12 Function  
AC/DC Voltage & Current, Resistance,  
Capacitance, Frequency, Type K & IR  
Temperature, Diode/Continuity, Duty Cycle  
Non-Contact InfraRed Thermometer  
CAT III Test Leads  
Type K Bead Wire Temp Probe



### Tools

Allied P/N	Description	On-Hand Quantity (Recommended)	Order Quantity
226672	Breaker Tool, Radiator Tubes	1	
226671	Installation Tool, Radiator Tubes	1	
252920	Lube Brush, Seal & Tube End	1	
259069	Header Plate Hole Cleaning Brush	1	
243274	Accumulator Recharge Valve	1	
509574	Air Hose Kit	1	
537788	Spindle Nut Wrench	1	
588466	Socket Set; 3/8Dr 3/8 To 7/8 22PC	1	
588467	Socket Set; 1/2Dr 3/8 To 1-1/4 30PC	1	
588468	Socket Set; 3/4Dr 7/8 To 2-3/8 29PC	1	
588530	3/8DR 6mm-19mm 12 Point	1	
588529	1/2DR 10mm-26mm 12 Point	1	
588469	Wrench Set; 5/16 To 2-1/2 31PC	1	
588528	Wrench Set; 7mm-24mm, 18 PC	1	
588527	Hex Key Set; .025" To 5/8"	1	
588526	Hex Key Sets; .07mm-17mm, 15 PC	1	
556042	Wrench - Swivel Nut	1	
558533	Fire Extinguisher Wrench	1	

### Diagnostic Tools

Allied P/N	Description	On-Hand Quantity (Recommended)	Order Quantity
906601	0 to 8700 PSI Digital Pressure Gauge W/QD Connector	1	
69778	Multi-Meter; 12 Function	1	
69782	Kit; 72" Hose Assembly W/QD on Both Ends	1	
70381	Kit; 144" Hose Assembly W/QD on Both Ends	1	
R14038	Fitting; QD Male x 1/8 NPT Male	1	
R14045	Fitting; QD Male x 1/8 NPT Female	1	
236625	Fitting; QD Male x #6 JIC Female	1	
253326	Fitting; QD Male x #8 JIC Female	1	
228040	Fitting; QD Male x 1/4 NPT Female	1	
R330325	Fitting; QD Male x #4 JIC Female	1	
R14040	Fitting; QD Male x #4 SAE Male	1	
R14082	Fitting; QD Male x #6 SAE Male	1	

## Every 10 Hours / Daily

### Shift Maintenance Checklist

Note general vehicle condition. Clear away all collected debris - steam clean if necessary. Check for mechanical damage and loose or leaking components. Report all faults to maintenance department. **Always refer to manufactures (e.g. engine, transmission, converter) maintenance manual before performing any maintenance.**

Before Starting Engine, Check the Following:				
Ref	Component	OK	NO	ADD
1	ENGINE (Check oil level - check for leaks)			
2	V-BELTS (Check tension - check for damage - change as required)			
3	HYDRAULIC TANK (Check oil level - check for leaks)			
4	RADIATOR & OIL COOLER (Check coolant level - check for leaks; are fins clean and unobstructed?)			
5	AIR CLEANER/INTAKE SYSTEM (Check indicator - clean / change element as required, empty dust cup, check for leaks / damage)			
6	ENGINE BELTS (Check for adjustment and wear)			
7	WHEELS & TIRES (Check condition and pressure)			
8	AIR TANK (Check drain valves for correct operation)			
9	LUBRICATE CHASSIS (Refer to lube chart)			
10	WALK AROUND INSPECTION OF STRUCTURE (Check welds, leaks, damaged components, etc...)			
11	FIRE SAFETY CHECK (Check for accumulated debris in engine compartment, etc)			
12	FIRE SUPPRESSION SYSTEMS (Verify certifications are current)			

After Starting Engine, Check the Following:				
Ref	Component	OK	NO	ADD
13	ENGINE (Does it sound normal?)			
14	INSTRUMENTS (Check for normal readings)			
15	CONTROLS (Check for normal operation)			
16	EXHAUST SYSTEM (Check for leaks and excessive smoke)			
17	TRANSMISSION (After warming to operation temp, check oil level - check for leaks)			

Note Anything Abnormal or in Need of Repair:		
Component	Comments	
LIGHTS		
DEFROSTER		
REVERSE WARNING HORN		
HORN		
WINDSHIELD WIPERS		
HEATER		
AIR CONDITIONER		

OPERATOR \_\_\_\_\_

SUPERVISOR \_\_\_\_\_

DATE \_\_\_\_\_

MODEL L490S \_\_\_\_\_

SERIAL No 057136 \_\_\_\_\_

HOUR METER \_\_\_\_\_



## Every 50 Hours or Weekly

### Checklist

1	Repeat the 10 hour check	OK <input type="checkbox"/>	No <input type="checkbox"/>
2	Check for fluid leaks - oil, fuel, water, transmission	OK <input type="checkbox"/>	Repair <input type="checkbox"/>
3	Check wheel lug nuts and studs mechanically	OK <input type="checkbox"/>	Repair <input type="checkbox"/>
4	Check battery electrolyte level	OK <input type="checkbox"/>	Add <input type="checkbox"/>
5	Lubricate chassis	OK <input type="checkbox"/>	No <input type="checkbox"/>
6	Check for structural damage - inspect chassis & attachments for bending, cracking & broken welds	OK <input type="checkbox"/>	Repair <input type="checkbox"/>

### Consumables

Allied P/N	Description	Section in Parts Book	Where Used	Quantity Required for this Interval
238206	Transmission Fluid			*As Required
219371	Hydraulic Oil			As Required
235720	Drive Axle Gear Oil			*As Required
236077	Engine Oil			*As Required

\*See manufacturer service manual

MECHANIC \_\_\_\_\_  
 SUPERVISOR \_\_\_\_\_  
 DATE \_\_\_\_\_  
 MODEL L490S \_\_\_\_\_  
 SERIAL No 057136 \_\_\_\_\_  
 HOUR METER \_\_\_\_\_

## Every 250 Hours or Monthly

### Checklist

1	Repeat the 50 hour check	OK <input type="checkbox"/>	No <input type="checkbox"/>
2	Take engine oil sample for analysis	OK <input type="checkbox"/>	No <input type="checkbox"/>
3	Change engine oil & filters	OK <input type="checkbox"/>	No <input type="checkbox"/>
4	Check axle differential oil level	OK <input type="checkbox"/>	Add <input type="checkbox"/>
5	Change fuel filters	OK <input type="checkbox"/>	Add <input type="checkbox"/>
6	Check axle planetary oil level	OK <input type="checkbox"/>	Add <input type="checkbox"/>
7	Change water treatment element	OK <input type="checkbox"/>	No <input type="checkbox"/>
8	Check all hydraulic pressures and record	OK <input type="checkbox"/>	No <input type="checkbox"/>
9	Check fire suppression actuator	OK <input type="checkbox"/>	No <input type="checkbox"/>
10	Inspect brake system & components	OK <input type="checkbox"/>	No <input type="checkbox"/>
11	Check and adjust the parking brake (if required)	OK <input type="checkbox"/>	No <input type="checkbox"/>

### Consumables

Allied P/N	Description	Section in Parts Book	Where Used	Quantity Required for this Interval
236077	Engine Oil			*As Required
588563	Filter Element, Engine Oil	2-1	587935	1
588564	Filter Element, Fuel	2-1	587935	1

\*See manufacturer service manual

MECHANIC \_\_\_\_\_

SUPERVISOR \_\_\_\_\_

DATE \_\_\_\_\_

MODEL L490S \_\_\_\_\_

SERIAL No 057136 \_\_\_\_\_

HOUR METER \_\_\_\_\_

## Every 500 Hours or Quarterly

### Checklist

1	Repeat the 250 hour check	OK <input type="checkbox"/>	No <input type="checkbox"/>
3	Change hydraulic filters (clean hydraulic oil strainers)	OK <input type="checkbox"/>	No <input type="checkbox"/>
4	Change transmission filters	OK <input type="checkbox"/>	No <input type="checkbox"/>
5	Take oil samples from transmission, axle, and hydraulic system for analysis	OK <input type="checkbox"/>	No <input type="checkbox"/>
6	Check accumulator pre-charge pressure	OK <input type="checkbox"/>	No <input type="checkbox"/>

<b>Consumables</b>				
Allied P/N	Description	Section in Parts Book	Where Used	Quantity Required for this Interval
243458	Filter Element, Return			2
247429	Filter Element, Transmission			1
587386	Filter Element, Hydraulic WPF4, 10 Micron			3
587384	Filter Element, Hydraulic WPF3, 10 Micron			1

\*See manufacturer service manual

MECHANIC \_\_\_\_\_

SUPERVISOR \_\_\_\_\_

DATE \_\_\_\_\_

MODEL L490S \_\_\_\_\_

SERIAL No 057136 \_\_\_\_\_

HOUR METER \_\_\_\_\_

### Every 1,000 Hours or Semi-Annually

#### Checklist

1	Repeat the 500 hour check	OK <input type="checkbox"/>	No <input type="checkbox"/>
2	Change transmission oil	OK <input type="checkbox"/>	No <input type="checkbox"/>
3	Clean and flush cooling system & replace filter	OK <input type="checkbox"/>	No <input type="checkbox"/>
4	Check pins and bushings for wear	OK <input type="checkbox"/>	No <input type="checkbox"/>
5	Steam clean machine, inspect for structural cracks	OK <input type="checkbox"/>	No <input type="checkbox"/>
6	Have ANSUL representative inspect and recertify fire suppression system	OK <input type="checkbox"/>	No <input type="checkbox"/>

#### Consumables

Allied P/N	Description	Section in Parts Book	Where Used	Quantity Required for this Interval
238206	Transmission Fluid			*As Required
252945	Coolant Filter	2-1	587935	1

\*See manufacturer service manual

MECHANIC \_\_\_\_\_

SUPERVISOR \_\_\_\_\_

DATE \_\_\_\_\_

MODEL L490S \_\_\_\_\_

SERIAL No 057136 \_\_\_\_\_

HOUR METER \_\_\_\_\_

## Every 2,000 Hours or Annually

### Checklist

1	Repeat the 1,000 hour check	OK <input type="checkbox"/>	No <input type="checkbox"/>
2	Drain, flush and fill differential	OK <input type="checkbox"/>	No <input type="checkbox"/>
3	Drain, flush and fill planetaries	OK <input type="checkbox"/>	No <input type="checkbox"/>
4	Change hydraulic oil	OK <input type="checkbox"/>	No <input type="checkbox"/>
5	Check wheel bearing preload and adjust if necessary	OK <input type="checkbox"/>	No <input type="checkbox"/>
6	Have Allied representative inspect machine (annually)	OK <input type="checkbox"/>	No <input type="checkbox"/>

Consumables				
Allied P/N	Description	Section in Parts Book	Where Used	Quantity Required for this Interval
235720	Drive Axle Gear Oil			*As Required
219371	Hydraulic Oil			As Required

\*See manufacturer service manual

MECHANIC \_\_\_\_\_

SUPERVISOR \_\_\_\_\_

DATE \_\_\_\_\_

MODEL L490S \_\_\_\_\_

SERIAL No 057136 \_\_\_\_\_

HOUR METER \_\_\_\_\_

## Major Overhaul

### Checklist

1	Replace all hydraulic hoses	OK <input type="checkbox"/>	No <input type="checkbox"/>
2	Rebuild drive axle	OK <input type="checkbox"/>	No <input type="checkbox"/>
3	Perform Non-Destructive Testing (NDT) on axle spindles and axle extension mount ring. Mark and rotate spindle 90°.	OK <input type="checkbox"/>	No <input type="checkbox"/>
4	Rebuild hydraulic cylinders	OK <input type="checkbox"/>	No <input type="checkbox"/>
5	Rebuild hydraulic valves	OK <input type="checkbox"/>	No <input type="checkbox"/>
6	Rebuild transmission	OK <input type="checkbox"/>	No <input type="checkbox"/>
7	Rebuild torque converter	OK <input type="checkbox"/>	No <input type="checkbox"/>

### Consumables

Allied P/N	Description	Section in Parts Book	Where Used	Quantity Required for this Interval
251100	Service Kit, Hoist & Tilt Valve	5-3	250637	
251101	Seal Kit, Hoist & Tilt Valve	5-3	250637	
251102	Seal Kit, Hoist & Tilt Valve	5-3	250637	
588312	Service Kit, Holddown & Kickoff Valve	5-3	587576	
583010	Service Kit, Transmission	3-2	590660	
570774	Service Kit, Converter	3-2	256298	
257099	Kit, Flexplate	2-1	589664	
214939	Gear & Hub Assy, Front Axle	3-4	580699	
211820	Cap Assy, Thrust, Front Axle	3-4	580699	
219240	Hub & Cup Assy, Front Axle	3-4	580699	
234545	Posi-torque Subassy, Front Axle	3-4	580700	
217706	Ring & Pinion Set, Differential, Front Axle	3-4	580700	
584264	Service Kit, Differential & Carrier, Front Axle	3-4	580700	
587562	Service Kit, Planet Carrier Assembly, Front Axle	3-4	211953	
587563	Service Kit, Front Axle	3-4	580699	
223622	Cover Assy, Planet, Rear Axle	3-4	589770	
251147	Hub Assy, Wheel, Rear Axle	3-4	589770	
240601	Internal Gear & Hub Assembly, Rear Axle	3-4	589770	
219353	Ring & Pinion Set, Rear Axle	3-4	591130	
222994	Differential Subassembly, Rear Axle	3-4	591130	
591164	Service Kit, Planet Carrier Assembly, Rear Axle	3-4	240602	
591150	Service Kit, Differential & Carrier, Rear Axle	3-4	222994	

MECHANIC \_\_\_\_\_

SUPERVISOR \_\_\_\_\_

DATE \_\_\_\_\_

MODEL L490S \_\_\_\_\_

SERIAL No 057136 \_\_\_\_\_

HOUR METER \_\_\_\_\_

## Major Overhaul

<b>Consumables</b>				
Allied P/N	Description	Section in Parts Book	Where Used	Quantity Required for this Interval
591151	Service Kit, Differential Subassembly, Rear Axle	3-4	222994	
219340	Service Kit, Differential Case	3-4	219340	
589734	Seal Kit, Pump	2-1	589113	
250728	Seal Kit, Pump	2-1	589758	
246783	Soft Goods Kit, Pump	5-2	245617	
566400	Service Kit, Tilt Cylinder	5-4	566290	
566411	Service Kit, Steering Cylinder	5-4	576513	
566412	Service Kit, HD Cylinder	5-4	526164	
566412	Service Kit, KO Cylinder	5-4	526154	
566401	Service Kit, Hoist Cylinder	5-4	558685	
570246	Service Kit, Disk Brake	3-4	587932	
240714	Hose Kit; Air Cleaner Installation	2-5	589666	1
590457	Hose Kit; Power Unit	2-1	589664	1
590458	Hose Kit; Fuel System	2-4	589233	1
590459	Hose Kit; Radiator Installation	2-6	589665	1
589460	Hose Kit; Transmission Circuit	3-2	589668	1
590461	Hose Kit; Hydraulic System - Brakes	4-1	589671	1
590462	Hose Kit; Swivel Box Installation	8-1	581042	1
590463	Hose Kit; Hydraulic System - Steering	5-1	589674	1
590464	Hose Kit; Hydraulic System - Hoist & Tilt	5-1	590150	1
590465	Hose Kit; Valve Module	5-3	589675	1
590466	Hose Kit; Hydraulic System - Chassis	5-1	589676	1
590467	Hose Kit; Hydraulic System - Carriage	5-1	589677	1
590468	Hose Kit; Hydraulic System - Seat to Bulkhead	5-1	589695	1
590469	Hose Kit; Hydraulic System - Seat	5-1	589610	1
590470	Hose Kit; Air Cond/Heater/Comp	7-3	589680	1
049-2409	Hose Kit; Hydraulic System - Boom	5-1	589682	8

MECHANIC \_\_\_\_\_  
 SUPERVISOR \_\_\_\_\_  
 DATE \_\_\_\_\_  
 MODEL L490S \_\_\_\_\_  
 SERIAL No 057136 \_\_\_\_\_  
 HOUR METER \_\_\_\_\_