

**Suggested Spares Guide L490S-135****Consumables, Approximate 1 Year Supply (calculated at 2000 hours/year)**

Allied P/N	Description	Section in Parts Manual	Where Used	On-Hand Quantity (Recommended)	Order Quantity
219371	Hydraulic Oil			550 Gallons	
219374	Grease			35 Lbs	
221340	Anti-Freeze, Premix 50/50			24 Gallons	
235720	Drive Axle Gear Oil			180 Lbs	
236077	Engine Oil			110 Gallons	
238206	Transmission Fluid			40 Gallons	
249805	Belt, Serpentine	2-1	580302	1	
247230	Belt, Serpentine	2-1	580302	1	
588563	Filter, Oil	2-1	249545	12	
590502	Filter, Fuel	2-1	249545	12	
243458	Filter Element, Return	5-5	243457	8	
247429	Filter Element, Transmission	3-2	580305	4	
233025	Air Filter, Cab	7-1	579950	2	
217617	Safety Element, Air Cleaner Assembly	2-5	224214	2	
224319	Primary Element, Air Cleaner Assembly	2-5	224214	4	
570245	Service Kit, 100 GPM HP Filter	5-5	228201	12	
236397	Brake Lining	3-4	587932	8	
248519	Wiper Blade - Rear, OS	7-3	579756	2	
248519	Wiper Blade - OS	7-3	579756	2	

## Suggested Spares Guide L490S-135

### Electrical

Allied P/N	Description	Section in Parts Book	Where Used	Quantity on Machine	Order Quantity
22635	Diode	3-2	578293	5	
22635	Diode	6-2	580589	4	
22635	Diode	3-2	580305	4	
200220	Battery, 12V	6-2	580543	2	
702152	Dome Light		579950	1	
229811	. Bulb, 24V		702152	1	
207155	Ignition Switch	7-2	580322	1	
208788	Cord Assy	7-3	580313	15	
217624	Relay, Auto O/Ride	6-2	580594	1	
218755	Horn, Reverse Alarm	6-1	577643	1	
222403	Cord Assy	7-3	580313	27	
223065	Circuit Breaker	6-2	580594	1	
223067	Circuit Breaker	6-2	580594	6	
223069	Circuit Breaker	6-2	580594	1	
223377	Circuit Breaker	6-2	580594	2	
225649	Light, Red, Emergency Brake	7-2	580322	1	
229301	Relay, Terminal Panel	6-2	580594	2	
229301	Relay, Terminal Panel	2-1	580302	1	
229306	Circuit Breaker	6-2	580594	2	
229811	Bulb, 24V, Dome Light		702152	1	
230729	Sending Unit, Fuel Level	6-2	580543	1	
230886	Bulb, 24VDC, Emergency Brake	7-2	580322	1	
232903	Power Converter	6-2	580594	1	
232908	Relay, Junction Box	7-3	580313	1	
232908	Relay, Junction Box	6-2	580589	1	
232909	Socket - Relay	7-3	580313	1	
232909	Socket - Relay	6-2	580589	1	
234183	Alternator	2-1	580302	1	
234264	Control Unit, Park Brake	7-2	580322	1	
234509	Cover, Blank	7-2	580323	6	
234736	Switch	7-2	580323	8	
234736	Switch	7-2	580322	1	
234739	Switch	7-2	580323	1	
235217	Connector, Female		575677	28	
235217	Connector, Female		570650	9	
235217	Connector, Female		575679	20	
235217	Connector, Female		575672	25	
235217	Connector, Female		580562	13	
236488	Switch	7-2	580322	1	
236489	Switch	7-2	580323	2	

**Suggested Spares Guide L490S-135****Electrical (Continued)**

Allied P/N	Description	Section in Parts Book	Where Used	Quantity on Machine	Order Quantity
236502	Lamp, Pilot	7-2	580323	2	
236503	Lens, Red	7-2	580323	1	
236504	Lens, Green	7-2	580323	3	
236504	Lens, Green	7-2	580322	1	
236507	Lens, Rotary Beacon	7-2	580323	1	
237346	Yellow Lens, Instrument Panel	7-2	580323	1	
237688	Switch	7-2	580323	1	
239161	Fan, Defroster	7-1	579950	1	
239161	Fan, Defroster	7-3	573463	1	
239174	Switch	7-2	572858	2	
242950	Fuse, 1A, Junction Box	6-2	580594	16	
245138	Switch	4-1	580306	1	
245334	Filter Indicator, Elec/Vis	5-1	580310	1	
246924	Fuse, 5 Amp	6-2	580594	2	
247209	Terminal Block	6-2	580594	1	
247209	Terminal Block	6-2	580589	4	
247681	Windshield Wiper Motor	7-3	579756	1	
247681	Windshield Wiper Motor	7-3	579755	1	
249106	Battery Disconnect Switch	6-2	580543	1	
580598	Electric Shift Controller	7-1	580300	1	
702152	Light, Dome	7-1	579950	1	
R10547	Buzzer	6-2	580594	1	
R10547	Buzzer	7-2	580323	1	
R13656	Switch	7-2	580322	1	
R13659	Light, Work, 24V	6-1	577643	1	
R13659	Light, Work, 24V	6-2	576825	2	
R13659	Light, Work, 24V	6-2	576827	2	
R13659	Light, Work, 24V	6-2	576826	2	
R13659	Light, Work, 24V	6-2	576822	4	

## Suggested Spares Guide L490S-135

### Miscellaneous Parts / Seals

Allied P/N	Description	Section in Parts Book	Where Used	Quantity on Machine	Order Quantity
232904	Valve, Module	3-2	578293	1	
234209	Valve -Check	5-1	580307	1	
234990	Valve, Steering Flow Amplifier	5-3	580309	1	
200268	Breather	3-4	580231	1	
200326	Molding, Self Lock (Window Molding)	7-1	572038	14.7 FT	
200326	Molding, Self Lock (Window Molding)	7-1	579950	60	
200326	Molding, Self Lock (Window Molding)	7-1	572039	14.7 FT	
203037	Molding, Locking Key (Window Molding)	7-1	572039	14.7 FT	
203037	Molding, Locking Key (Window Molding)	7-1	572038	14.7 FT	
203037	Molding, Locking Key (Window Molding)	7-1	579950	60	
203443	O-Ring		11759	8	
203443	O-Ring	3-2	580305	1	
203443	O-Ring	5-3	580309	8	
203443	O-Ring		11759	11	
203446	O-Ring	5-1	580310	2	
203446	O-Ring	3-2	580305	1	
203446	O-Ring		229449	1	
203446	O-Ring		11740	16	
203446	O-Ring	5-3	580309	9	
203446	O-Ring		11740	1	
203446	O-Ring		11740	1	
203498	O-Ring	8-1	580058	8	
203506	O-Ring	8-1	580058	2	
203516	O-Ring		229450	3	
203516	O-Ring	5-1	580310	6	
203516	O-Ring	3-2	580305	3	
203516	O-Ring		11767	1	
203516	O-Ring		11767	1	
203516	O-Ring		11767	6	
203519	O-Ring		12721	4	
203519	O-Ring	5-1	580308	1	
203519	O-Ring		12721	1	
203519	O-Ring	3-2	580305	2	
203519	O-Ring	2-1	580302	1	
203528	O-Ring	5-1	580310	1	
203543	O-Ring	5-1	580310	1	
206062	O-Ring	3-5	547331	2	
208234	Rubber Elbow (90°, 7" ID)	2-5	580304	2	
210099	O-Ring		581022	2	

## Suggested Spares Guide L490S-135

### Miscellaneous Parts / Seals

Allied P/N	Description	Section in Parts Book	Where Used	Quantity on Machine	Order Quantity
211398	Drain Cock	8-1	580299	1	
212052	Fire Extinguisher	9-1	578187	1	
215096	Safety Belt	7-3	580301	1	
215360	Cable - Quick Start	7-3	580313	1	
215733	Rubber Elbow (90°, 6" ID)	2-5	580304	1	
220304	O-Ring		570246	12	
220306	O-Ring		570246	12	
224226	Rubber Elbow (45°, 7" ID)	2-5	580304	1	
224744	Breather, Hydraulic Tank	8-1	580299	1	
227988	Filler/Breather, Fuel Tank	2-4	577195	1	
228425	Rubber Elbow (45°, 7"-6" ID)	2-5	580304	1	
231114	Weatherstrip, Cab Group	7-1	579950	44 FT	
231114	Weatherstrip, Cab Group	7-3	580313	44 FT	
231800	Seat Suspension	7-3	580301	1	
235038	Weather Strip	7-1	572038	5.5 FT	
235038	Weather Strip	7-1	572039	5.5 FT	
240259	Kit, Seatbelt Hardware, Training Seat	7-3	580301	1	
243938	Assembly, Air Horn	7-1	579950	1	
505499	Gasket, Pump Mounting	2-1	580302	3	
555064	Gasket, Manhole Cover		580318	2	
561108	Dipstick, Hydraulic Tank	8-1	580299	1	
562468	Gasket, Return Filter Cover Plate		580318	1	
563666	Dipstick, Transmission	3-2	580305	1	
563667	Dipstick, Transmission		563666	1	
57597W	O-Ring		566411	2	
R10663	O-Ring	7-3	580313	1	
R10664	O-Ring	7-3	580313	1	
207901	Relief Valve	4-1	580317	1	
207917	Check Valve	4-1	580317	1	
211294	Air Valve Module	7-1	579950	1	
204695	Valve, Check	4-1	580317	1	
590501	Engine, Compressor Gasket	2-1	249545	1	
576019	Windshield	7-2	576357	1	
248519	Wiper Blade - Rear, OS	7-3	579756	2	
248519	Wiper Blade - OS	7-3	579756	2	
R238535	Breather Element, Converter	3-2	580305	1	

## Suggested Spares Guide L490S-135

### Safety Stock

Allied P/N	Description	Section in Parts Book	Where Used	Quantity on Machine	Order Quantity
21199	Valve, Flow Control	5-1	569364	2	
234990	Valve, Flow Amplifier	5-3	580309	1	
249588	Valve	5-3	580309	2	
228201	Filter Assembly - High Pressure - 100 GPM	5-1	580310	3	
590660	Transmission	3-2	580585	1	
248962	Converter	2-1	580302	1	
547338	Axle Shaft, Front	3-4	580231	2	
580699	Wheel End & Differential Kit, Front Axle	3-4	580231	1	
580700	Differential & Carrier Assembly, Front Axle	3-4	580699	1	
211953	Planet Carrier Assembly, Front Axle	3-4	580699	2	
243270	Axle Assy, Rear Axle	3-4	576367	1	
576705	Differential & Carrier Assembly, Rear Axle	3-4	243270	1	
240602	Planet Carrier Assembly, Rear Axle	3-4	243270	2	
240582	Axle Shaft - Rear	3-4	243270	2	
248963	Driveline Assembly	3-1	580303	1	
250084	. Cross Assembly	3-3	248963	2	
249020	Driveline Assembly	3-1	580303	1	
215403	. Cross Assembly	3-3	249020	2	
249303	Driveline Assembly	3-1	580303	1	
250089	. Yoke	3-3	249303	2	
249667	Driveline Assembly	3-1	580303	1	
250084	. Cross Assembly	3-3	249667	2	
249853	Driveline Assembly	3-1	580303	1	
250090	. Cross Assembly	3-3	249853	2	
249854	Driveline Assembly	3-1	580303	1	
215403	. Cross Assembly	3-3	249854	2	
249406	Pump	2-1	580302	2	
249546	Pump	2-1	580302	1	
249768	Pump	5-1	580549	1	
526154	Cylinder Assembly, Kickoff	5-4	W5161	2	
526164	Cylinder Assembly, Holddown	5-4	W5162	2	
558685	Cylinder Assembly, Hoist	5-4	W10390	2	
566290	Cylinder Assembly, Tilt	5-4	W10708	2	
576513	Cylinder Assembly, Steering	5-4	576503	2	
587932	Brake Caliper	3-4	580231	4	
590498	Starter, Engine	2-1	249545	1	
590499	Water Pump, Engine	2-1	249545	1	
249309	Compressor, Engine	2-1	249545	1	
234183	Alternator, Engine	2-1	580302	1	
229740	Brake Linings, Parking Brakes	4-5	244409	4	

## Suggested Spares Guide L490S-135

### Bushings and Pins

Allied P/N	Description	Section in Parts Book	Where Used	Quantity on Machine	Order Quantity
505568	Bushing, Barrel End, Hoist Cylinder	5-4	523068	4	
504652	Bushing, Battery Box Tray	8-2	523870	8	
501571	Bushing, Carriage, RH KO Cyl Mt	8-1	525722	1	
501571	Bushing, Carriage, LH KO Cyl Mt	8-1	525723	1	
505609	Bushing, Cylinder Assembly, KO	5-4	526154	2	
505880	Bushing, Cylinder Assembly, HD	5-4	526155	4	
505880	Bushing, Cylinder Assembly, KO	5-4	526157	4	
505880	Bushing, Cylinder Assembly, KO	5-4	526159	4	
505206	Bushing, Cylinder Assembly, HD	5-4	526162	4	
505609	Bushing, Cylinder Assembly, HD	5-4	526164	2	
501571	Bushing, Kickoff, RH	8-1	526170	1	
521512	Bushing, Kickoff, RH	8-1	526170	2	
501571	Bushing, Kickoff, LH	8-1	526171	1	
521512	Bushing, Kickoff, LH	8-1	526171	2	
530484	Bushing, Chassis, Boom Mounting	8-1	536872	1	
530484	Bushing, Chassis, Boom Mounting	8-1	536873	1	
519324	Bushing, Carriage, Tilt Cylinder	8-1	536951	2	
505574	Bushing, Cylinder Assembly, Tilt	5-4	538257	2	
533666	Bushing, Cylinder Assembly, Hoist	5-4	558685	2	
519324	Bushing, Carriage, Tilt Cylinder	8-1	561058	2	
523107	Pin, Carriage, Boom	8-1	561058	1	
526148	Pin, Carriage, HD/KO	8-1	561058	2	
526294	Pin Assembly, Carriage, Tine	8-1	561058	2	
537642	Pin, Carriage, Tilt Cylinder	8-1	561058	1	
521512	Bushing, Holddown, LH	8-1	561546	2	
521512	Bushing, Holddown, RH	8-1	561547	2	
501571	Bushing, Holddown, LH	8-1	561548	1	
501571	Bushing, Holddown, RH	8-1	561549	1	
538104	Bushing, Boom	8-1	570709	6	
557648	Pin, Boom	8-1	570709	1	
577088	Pin, Cylinder Assembly, Steering	5-4	576503	4	

## Suggested Spares Guide L490S-135

### Bushings and Pins

Allied P/N	Description	Section in Parts Book	Where Used	Quantity on Machine	Order Quantity
505880	Bushing, Cylinder Assembly, Steering	5-4	576512	4	
505594	Bushing, Cylinder Assembly, Steering	5-4	576513	2	
505880	Bushing, Cylinder Assembly, Steering	5-4	576514	4	
577287	Pin, Parking Brake Installation	3-4	577281	2	
563163	Bushing, Swivel Box Installation	8-1	580058	2	
566851	Pin, Swivel Box Installation	8-1	580058	2	
505887	Pin, Cylinder Assembly, Hoist	5-4	W10390	2	
523052	Pin, Cylinder Assembly, Hoist	5-4	W10390	1	
522958	Pin, Cylinder Assembly, Tilt	5-4	W10708	2	
541616	Pin, Cylinder Assembly, KO	5-4	W5161	4	
526135	Pin, Cylinder Assembly, HD	5-4	W5162	2	
541616	Pin, Cylinder Assembly, HD	5-4	W5162	2	

### Tines and Arms

Allied P/N	Description	Section in Parts Book	Where Used	Quantity on Machine	Order Quantity
526133	Tine	8-1	561058	2	
526170	Kickoff, RH	8-1	561058	1	
526171	Kickoff, LH	8-1	561058	1	
561546	Holddown, LH	8-1	561058	1	
561547	Holddown, RH	8-1	561058	1	



## Suggested Spares Guide L490S-135

### Bearings

Allied P/N	Description	Section in Parts Book	Where Used	Quantity on Machine	Order Quantity
202852	Bearing Cup, Transmission	3-2	247471	2	
R7019578	Bearing, Transmission	3-2	247471	1	
206540	Bearing Cup, Transmission	3-2	247471	2	
212247	Bearing, Transmission	3-2	247471	2	
212272	Bearing, Transmission	3-2	247471	2	
212278	Bearing, Transmission	3-2	247471	2	
212289	Bearing Cone, Transmission	3-2	247471	2	
219769	Bearing Cone, Transmission	3-2	247471	2	
219772	Bearing Cup, Transmission	3-2	247471	2	
219773	Bearing Cone, Transmission	3-2	247471	2	
222871	Bearing Cone, Transmission	3-2	247471	4	
222872	Bearing Cup, Transmission	3-2	247471	4	
240157	Bearing, Transmission	3-2	247471	1	
240238	Bearing, Roller, Transmission	3-2	247471	2	
241547	Bearing, Transmission	3-2	247471	1	
247036	Bearing, Roller, Transmission	3-2	247471	2	
247041	Bearing, Idler Shaft, Transmission	3-2	247471	1	
247045	Bearing Cup, Transmission	3-2	247471	2	
247046	Bearing Cone, Transmission	3-2	247471	2	
212432	Bearing Cup, Converter	3-2	248962	1	
212448	Bearing Cone, Converter	3-2	248962	1	
212469	Bearing Cone, Converter	3-2	248962	1	
212470	Bearing Cup, Converter	3-2	248962	1	
212489	Bearing, Converter	3-2	248962	3	
212506	Bearing, Converter	3-2	248962	1	
212521	Bearing, Converter	3-2	248962	1	
234905	Bearing, Converter	3-2	248962	3	
236878	Bearing Cup, Converter	3-2	248962	2	
236879	Bearing Cone, Converter	3-2	248962	2	

## Suggested Spares Guide L490S-135

### Bearings

Allied P/N	Description	Section in Parts Book	Where Used	Quantity on Machine	Order Quantity
201129	Bearing Cone, Differential & Carrier Assembly - Rear	3-4	576705	1	
201130	Bearing Cup, Differential & Carrier Assembly - Rear	3-4	576705	1	
201132	Bearing Cup, Differential & Carrier Assembly - Rear	3-4	576705	1	
201133	Bearing Cone, Differential & Carrier Assembly - Rear	3-4	576705	1	
201137	Bearing Cone, Differential & Carrier Assembly - Rear	3-4	576705	2	
201144	Bearing, Differential & Carrier Assembly - Rear	3-4	576705	1	
R672004	Bearing Cup, Differential & Carrier Assembly - Rear	3-4	576705	2	
200219	Bearing Cone, Swivel Box Installation	8-1	580058	2	
204605	Bearing Cup, Swivel Box Installation	8-1	580058	2	
207262	Bearing, Nyliner, Seat Assembly	7-3	580301	2	
248970	Bearing, Driveline Installation	3-1	580303	1	
249405	Bearing, Driveline Installation	3-1	580303	2	
201143	Bearing Cup, Axle Assembly - Front	3-4	580699	2	
201148	Bearing Cone, Axle Assembly - Front	3-4	580699	2	
216146	Bearing Cone, Axle Assembly - Front	3-4	580699	2	
216147	Bearing Cup, Axle Assembly - Front	3-4	580699	2	
240587	Bearing Cone, Axle Assembly - Rear	3-4	243270	2	
240589	Bearing Cup, Axle Assembly - Rear	3-4	243270	1	
240590	Bearing Cup, Axle Assembly - Rear	3-4	243270	1	
240591	Bearing Cone, Axle Assembly - Rear	3-4	243270	2	
201138	Bearing Cup, Differential & Carrier Assembly - Front	3-4	580700	2	
201139	Bearing Cone, Differential & Carrier Assembly - Front	3-4	580700	2	
201141	Bearing Cup, Differential & Carrier Assembly - Front	3-4	580700	1	
201145	Bearing, Differential & Carrier Assembly - Front	3-4	580700	1	
213645	Bearing Cone, Differential & Carrier Assembly - Front	3-4	580700	1	
217702	Bearing Cup, Differential & Carrier Assembly - Front	3-4	580700	1	
217703	Bearing Cone, Differential & Carrier Assembly - Front	3-4	580700	1	
204502	Bearing, Spherical, Steering Cylinder	5-4	576503	4	

## Suggested Spares Guide L490S-135

### Rebuild Kits/Components

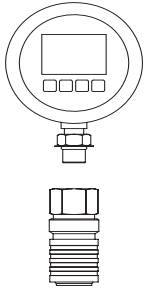
Allied P/N	Description	Section in Parts Book	Where Used	Quantity on Machine	Order Quantity
248521	Pivot Shaft	7-3	579756	2	
248521	Pivot Shaft	7-3	579755	2	
566400	Service Kit, Tilt Cylinder	5-4	538257	2	
566411	Service Kit, Steering Cylinder	5-4	576513	2	
566412	Service Kit, Steering Cylinder	5-4	526154	2	
566412	Service Kit, Steering Cylinder	5-4	526164	2	
566401	Service Kit, Hoist Cylinder	5-4	558685	2	
518925	Service Kit, Kickoff Cylinder	5-4	526154	2	
566412	Service Kit, Holddown Cylinder	5-4	526164	2	
570246	Service Kit, Disk Brake	3-4	587932	4	
570775	Ring Gear Kit	2-1	580302	1	
583010	Service Kit, Transmission	3-2	247471	1	
574042	Service Kit, Transmission Disconnect Assembly	3-2	247471	1	
581904	Service Kit, Transmission Control Valve Assembly	3-2	247471	1	
219340	Service Kit, Case, Differential, Rear Axle	3-4	576705	1	
214939	Gear & Hub Assy, Front Axle	3-4	580699	1	
211820	Cap Assy, Thrust, Front Axle	3-4	580699	1	
219240	Hub & Cup Assy, Front Axle	3-4	580699	1	
587563	Service Kit, Axle Front	3-4	580699	1	
217706	Ring & Pinion Set, Differential, Front Axle	3-4	580700	1	
234545	Posi-torque Subassy, Front Axle	3-4	580700	1	
587562	Service Kit, Planet Carrier Assembly, Front Axle	3-4	211953	2	
240601	Internal Gear & Hub Assembly, Rear Axle	3-4	243270	1	
219353	Ring & Pinion Set, Differential, Rear Axle	3-4	576705	1	
219340	Service Kit, Case, Differential, Rear Axle	3-4	576705	1	
222994	Differential Subassembly, Rear Axle	3-4	576705	1	
591164	Service Kit, Planet Carrier Assembly, Rear Axle	3-4	240602	2	
570246	Service Kit, Disk Brake	3-4	587932	2	
589104	Service Kit, Cylinder Head, Disk Brake - Front	3-4	587932	2	

**Suggested Spares Guide L490S-135****Hose Kits**


Allied P/N	Description	Section in Parts Book	Where Used	Quantity on Machine	Order Quantity
207856	Hose Kit; Air Cleaner Installation	2-5	580304	1	
590443	Hose Kit; Power Unit	2-1	580302	1	
590444	Hose Kit; Fuel System	2-4	577195	1	
590445	Hose Kit; Transmission Circuit	3-2	580305	1	
590446	Hose Kit; Hydraulic System - Brakes	4-1	580306	1	
590447	Hose Kit; Hydraulic System - Steering	5-1	580307	1	
590448	Hose Kit; Hydraulic System - Hoist & Tilt	5-1	580308	1	
590449	Hose Kit; Valve Module	5-3	580309	1	
590450	Hose Kit; Hydraulic System - Chassis	5-1	580310	1	
590451	Hose Kit; Hydraulic System - Carriage	5-1	569364	1	
590452	Hose Kit; Air Cond/Heater/Comp	7-3	580313	1	
590453	Hose Kit; Hydraulic System - Cooler	5-1	580549	1	
590421	Hose Kit; Hydraulic System - Boom	5-1	575661	1	
588918	Hose Kit; Air System Cab	4-1	577365	1	

## Diagnostic Tools

**906601**  
Kit, Digital Pressure Gauge  
W/Female QD Connector  
0 to 8700 PSI



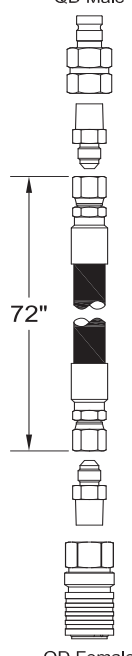
QD Female



**69778**  
Multi-Meter, 12 Function  
AC/DC Voltage & Current, Resistance,  
Capacitance, Frequency, Type K & IR  
Temperature, Diode/Continuity, Duty Cycle  
Non-Contact InfraRed Thermometer  
CAT III Test Leads  
Type K Bead Wire Temp Probe

Order from Allied Systems  
Service Parts Department  
503-625-2560.

QD Male

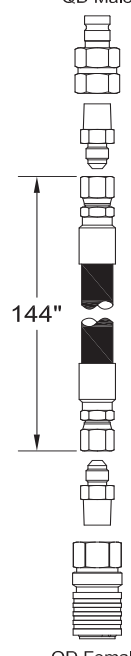


72"

QD Female

**69782**  
Kit, Hose Assembly, W/QD Both Ends









QD Male



144"

QD Female

**70381**  
Kit, Hose Assembly, W/QD Both Ends

- |   |   |
|---|---|
| QD Male<br><br>1/8 NPT Male<br><b>R14038</b>    | QD Male<br><br>1/8 NPT Female<br><b>R14045</b>  |
| QD Male<br><br>#6 JIC Female<br><b>236625</b>  | QD Male<br><br>#8 JIC Female<br><b>253326</b>  |
| QD Male<br><br>1/4 NPT Female<br><b>228040</b> | QD Male<br><br>#4 JIC Female<br><b>R330325</b> |
| QD Male<br><br>#4 SAE Male<br><b>R14040</b>    | QD Male<br><br>#6 SAE Male<br><b>R14082</b>    |

### Tools

Allied P/N	Description	On-Hand Quantity (Recommended)	Order Quantity
226672	Breaker Tool, Radiator Tubes	1	
226671	Installation Tool, Radiator Tubes	1	
252920	Lube Brush, Seal & Tube End	1	
259069	Header Plate Hole Cleaning Brush	1	
243274	Accumulator Recharge Valve	1	
509574	Air Hose Kit	1	
537788	Spindle Nut Wrench	1	
588466	Socket Set; 3/8Dr 3/8 To 7/8 22PC	1	
588467	Socket Set; 1/2Dr 3/8 To 1-1/4 30PC	1	
588468	Socket Set; 3/4Dr 7/8 To 2-3/8 29PC	1	
588530	3/8DR 6mm-19mm 12 Point	1	
588529	1/2DR 10mm-26mm 12 Point	1	
588469	Wrench Set; 5/16 To 2-1/2 31PC	1	
588528	Wrench Set; 7mm-24mm, 18 PC	1	
588527	Hex Key Set; .025" To 5/8"	1	
588526	Hex Key Sets; .07mm-17mm, 15 PC	1	
556042	Wrench - Swivel Nut	1	

### Diagnostic Tools

Allied P/N	Description	On-Hand Quantity (Recommended)	Order Quantity
906601	0 to 8700 PSI Digital Pressure Gauge W/QD Connector	1	
69778	Multi-Meter; 12 Function	1	
69782	Kit; 72" Hose Assembly W/QD on Both Ends	1	
70381	Kit; 144" Hose Assembly W/QD on Both Ends	1	
R14038	Fitting; QD Male x 1/8 NPT Male	1	
R14045	Fitting; QD Male x 1/8 NPT Female	1	
236625	Fitting; QD Male x #6 JIC Female	1	
253326	Fitting; QD Male x #8 JIC Female	1	
228040	Fitting; QD Male x 1/4 NPT Female	1	
R330325	Fitting; QD Male x #4 JIC Female	1	
R14040	Fitting; QD Male x #4 SAE Male	1	
R14082	Fitting; QD Male x #6 SAE Male	1	

## Every 10 Hours / Daily

### Shift Maintenance Checklist

Note general vehicle condition. Clear away all collected debris - steam clean if necessary. Check for mechanical damage and loose or leaking components. Report all faults to maintenance department. **Always refer to manufactures (e.g. engine, transmission, converter) maintenance manual before performing any maintenance.**

Before Starting Engine, Check the Following:				
Ref	Component	OK	NO	ADD
1	ENGINE (Check oil level - check for leaks)			
2	V-BELTS (Check tension - check for damage - change as required)			
3	HYDRAULIC TANK (Check oil level - check for leaks)			
4	RADIATOR & OIL COOLER (Check coolant level - check for leaks; are fins clean and unobstructed?)			
5	AIR CLEANER/INTAKE SYSTEM (Check indicator - clean / change element as required, empty dust cup, check for leaks / damage)			
6	ENGINE BELTS (Check for adjustment and wear)			
7	WHEELS & TIRES (Check condition and pressure)			
8	AIR TANK (Check drain valves for correct operation)			
9	LUBRICATE CHASSIS (Refer to lube chart)			
10	WALK AROUND INSPECTION OF STRUCTURE (Check welds, leaks, damaged components, etc...)			
11	FIRE SAFETY CHECK (Check for accumulated debris in engine compartment, etc)			
12	FIRE SUPPRESSION SYSTEMS (Verify certifications are current)			

After Starting Engine, Check the Following:				
Ref	Component	OK	NO	ADD
13	ENGINE (Does it sound normal?)			
14	INSTRUMENTS (Check for normal readings)			
15	CONTROLS (Check for normal operation)			
16	EXHAUST SYSTEM (Check for leaks and excessive smoke)			
17	TRANSMISSION (After warming to operation temp, check oil level - check for leaks)			

Note Anything Abnormal or in Need of Repair:	
Component	Comments
LIGHTS	
DEFROSTER	
REVERSE WARNING HORN	
HORN	
WINDSHIELD WIPERS	
HEATER	
AIR CONDITIONER	

OPERATOR \_\_\_\_\_  
 SUPERVISOR \_\_\_\_\_  
 DATE \_\_\_\_\_  
 MODEL L490S \_\_\_\_\_  
 SERIAL No 057135 \_\_\_\_\_  
 HOUR METER \_\_\_\_\_

### Every 50 Hours or Weekly

#### Checklist

1	Repeat the 10 hour check	OK <input type="checkbox"/>	No <input type="checkbox"/>
2	Check for fluid leaks - oil, fuel, water, transmission	OK <input type="checkbox"/>	Repair <input type="checkbox"/>
3	Check wheel lug nuts and studs mechanically	OK <input type="checkbox"/>	Repair <input type="checkbox"/>
4	Check battery electrolyte level	OK <input type="checkbox"/>	Add <input type="checkbox"/>
5	Lubricate chassis	OK <input type="checkbox"/>	No <input type="checkbox"/>
6	Check for structural damage - inspect chassis & attachments for bending, cracking & broken welds	OK <input type="checkbox"/>	Repair <input type="checkbox"/>

#### Consumables

Allied P/N	Description	Section in Parts Book	Where Used	Quantity Required for this Interval
238206	Transmission Fluid			*As Required
219371	Hydraulic Oil			As Required
235720	Drive Axle Gear Oil			*As Required
236077	Engine Oil			*As Required

\*See manufacturer service manual

MECHANIC \_\_\_\_\_

SUPERVISOR \_\_\_\_\_

DATE \_\_\_\_\_

MODEL L490S \_\_\_\_\_

SERIAL No 057135 \_\_\_\_\_

HOUR METER \_\_\_\_\_



## Every 250 Hours or Monthly

### Checklist

1	Repeat the 50 hour check	OK <input type="checkbox"/>	No <input type="checkbox"/>
2	Take engine oil sample for analysis	OK <input type="checkbox"/>	No <input type="checkbox"/>
3	Change engine oil & filters	OK <input type="checkbox"/>	No <input type="checkbox"/>
4	Check axle differential oil level	OK <input type="checkbox"/>	Add <input type="checkbox"/>
5	Change Fuel Filters	OK <input type="checkbox"/>	Add <input type="checkbox"/>
6	Check axle planetary oil level	OK <input type="checkbox"/>	Add <input type="checkbox"/>
7	Change water treatment element	OK <input type="checkbox"/>	No <input type="checkbox"/>
8	Check all hydraulic pressures and record	OK <input type="checkbox"/>	No <input type="checkbox"/>
9	Check fire suppression actuator	OK <input type="checkbox"/>	No <input type="checkbox"/>
10	Inspect brake system & components	OK <input type="checkbox"/>	No <input type="checkbox"/>
11	Check and adjust the parking brake (if required)	OK <input type="checkbox"/>	No <input type="checkbox"/>

Consumables				
Allied P/N	Description	Section in Parts Book	Where Used	Quantity Required for this Interval
236077	Engine Oil			*As Required

\*See manufacturer service manual

MECHANIC \_\_\_\_\_  
 SUPERVISOR \_\_\_\_\_  
 DATE \_\_\_\_\_  
 MODEL L490S \_\_\_\_\_  
 SERIAL No 057135 \_\_\_\_\_  
 HOUR METER \_\_\_\_\_

### Every 500 Hours or Quarterly

#### Checklist

1	Repeat the 250 hour check	OK <input type="checkbox"/>	No <input type="checkbox"/>
2	Change Hydraulic filters (clean hydraulic oil strainers)	OK <input type="checkbox"/>	No <input type="checkbox"/>
3	Change Transmission filters	OK <input type="checkbox"/>	No <input type="checkbox"/>
4	Take oil samples from transmission, axle, and hydraulic system for analysis	OK <input type="checkbox"/>	No <input type="checkbox"/>
5	Check Accumulator pre-charge pressure	OK <input type="checkbox"/>	No <input type="checkbox"/>

#### Consumables

Allied P/N	Description	Section in Parts Book	Where Used	Quantity Required for this Interval
570245	Service Kit, 100 GPM HP Filter			3
247429	Filter Element, Transmission			1
243458	Filter Element, Return			2

\*See manufacturer service manual

MECHANIC \_\_\_\_\_

SUPERVISOR \_\_\_\_\_

DATE \_\_\_\_\_

MODEL L490S \_\_\_\_\_

SERIAL No 057135 \_\_\_\_\_

HOUR METER \_\_\_\_\_

## Every 1,000 Hours or Semi-Annually

### Checklist

1	Repeat the 500 hour check	OK <input type="checkbox"/>	No <input type="checkbox"/>
2	Change transmission oil	OK <input type="checkbox"/>	No <input type="checkbox"/>
3	Clean and flush cooling system	OK <input type="checkbox"/>	No <input type="checkbox"/>
4	Check pins and bushings for wear	OK <input type="checkbox"/>	No <input type="checkbox"/>
5	Steam clean machine, inspect for structural cracks	OK <input type="checkbox"/>	No <input type="checkbox"/>
6	Have ANSUL representative inspect and recertify fire suppression system	OK <input type="checkbox"/>	No <input type="checkbox"/>

<b>Consumables</b>				
Allied P/N	Description	Section in Parts Book	Where Used	Quantity Required for this Interval
238206	Transmission Fluid			*As Required
221340	Anti-Freeze, Premix 50/50			As Required

\*See manufacturer service manual

MECHANIC \_\_\_\_\_

SUPERVISOR \_\_\_\_\_

DATE \_\_\_\_\_

MODEL L490S \_\_\_\_\_

SERIAL No 057135 \_\_\_\_\_

HOUR METER \_\_\_\_\_

### Every 2,000 Hours or Annually

#### Checklist

1	Repeat the 1,000 hour check	OK <input type="checkbox"/>	No <input type="checkbox"/>
2	Drain, flush and fill differential	OK <input type="checkbox"/>	No <input type="checkbox"/>
3	Drain, flush and fill planetaries	OK <input type="checkbox"/>	No <input type="checkbox"/>
4	Change hydraulic oil	OK <input type="checkbox"/>	No <input type="checkbox"/>
5	Check wheel bearing preload and adjust if necessary	OK <input type="checkbox"/>	No <input type="checkbox"/>
6	Have Allied representative inspect machine (annually)	OK <input type="checkbox"/>	No <input type="checkbox"/>

#### Consumables

Allied P/N	Description	Section in Parts Book	Where Used	Quantity Required for this Interval
219371	Hydraulic Oil			As Required
235720	Drive Axle Gear Oil			* As Required

\*See manufacturer service manual

MECHANIC \_\_\_\_\_

SUPERVISOR \_\_\_\_\_

DATE \_\_\_\_\_

MODEL L490S \_\_\_\_\_

SERIAL No 057135 \_\_\_\_\_

HOUR METER \_\_\_\_\_

## Major Overhaul

### Checklist

1	Replace all hydraulic hoses	OK <input type="checkbox"/>	No <input type="checkbox"/>
2	Rebuild drive axle	OK <input type="checkbox"/>	No <input type="checkbox"/>
3	Perform Non-Destructive Testing (NDT) on axle spindles and axle extension mount ring. Mark and rotate spindle 90°.	OK <input type="checkbox"/>	No <input type="checkbox"/>
4	Rebuild hydraulic cylinders	OK <input type="checkbox"/>	No <input type="checkbox"/>
5	Rebuild hydraulic valves	OK <input type="checkbox"/>	No <input type="checkbox"/>
6	Rebuild transmission	OK <input type="checkbox"/>	No <input type="checkbox"/>
7	Rebuild torque converter	OK <input type="checkbox"/>	No <input type="checkbox"/>

### Consumables

Allied P/N	Description	Section in Parts Book	Where Used	Quantity Required for this Interval
248521	Pivot Shaft	7-3	579756	2
248521	Pivot Shaft	7-3	579755	2
566400	Service Kit, Tilt Cylinder	5-4	538257	2
566411	Service Kit, Steering Cylinder	5-4	576513	2
566412	Service Kit, Steering Cylinder	5-4	526154	2
566412	Service Kit, Steering Cylinder	5-4	526164	2
566401	Service Kit, Hoist Cylinder	5-4	558685	2
518925	Service Kit, Kickoff Cylinder	5-4	526154	2
566412	Service Kit, Holddown Cylinder	5-4	526164	2
570246	Service Kit, Disk Brake	3-4	587932	4
570775	Ring Gear Kit	2-1	580302	1
583010	Service Kit, Transmission	3-2	247471	1
574042	Service Kit, Transmission Disconnect Assembly	3-2	247471	1
581904	Service Kit, Transmission Control Valve Assembly	3-2	247471	1
219340	Service Kit, Case, Differential - Rear	3-4	576505	1
587562	Service Kit, Planet Carrier Assembly - Front	3-4	211953	1
587563	Service Kit, Axle Front	3-4	580699	1
570246	Service Kit, Disk Brake	3-4	587932	2
589104	Service Kit, Cylinder Head, Disk Brake - Front	3-4	587932	2

MECHANIC \_\_\_\_\_

SUPERVISOR \_\_\_\_\_

DATE \_\_\_\_\_

MODEL L490S \_\_\_\_\_

SERIAL No 057135 \_\_\_\_\_

HOUR METER \_\_\_\_\_

## Major Overhaul

### Consumables

Allied P/N	Description	Section in Parts Book	Where Used	Quantity Required for this Interval
207856	Hose Kit; Air Cleaner Installation	2-5	580304	1
590443	Hose Kit; Power Unit	2-1	580302	1
590444	Hose Kit; Fuel System	2-4	577195	1
590445	Hose Kit; Transmission Circuit	3-2	580305	1
590446	Hose Kit; Hydraulic System - Brakes	4-1	580306	1
590447	Hose Kit; Hydraulic System - Steering	5-1	580307	1
590448	Hose Kit; Hydraulic System - Hoist & Tilt	5-1	580308	1
590449	Hose Kit; Valve Module	5-3	580309	1
590450	Hose Kit; Hydraulic System - Chassis	5-1	580310	1
590451	Hose Kit; Hydraulic System - Carriage	5-1	569364	1
590452	Hose Kit; Air Cond/Heater/Comp	7-3	580313	1
590453	Hose Kit; Hydraulic System - Cooler	5-1	580549	1
590421	Hose Kit; Hydraulic System - Boom	5-1	575661	1
588918	Hose Kit; Air System Cab	4-1	577365	1

MECHANIC \_\_\_\_\_

SUPERVISOR \_\_\_\_\_

DATE \_\_\_\_\_

MODEL L490S \_\_\_\_\_

SERIAL No 057135 \_\_\_\_\_

HOUR METER \_\_\_\_\_