

Suggested Spares Guide L490S-133

Consumables, Approximate 1 Year Supply (calculated at 2000 hours/year)

Allied P/N	Description	Section in Parts Manual	Where Used	On-Hand Quantity (Recommended)	Order Quantity
219371	Hydraulic Oil			550 Gallons	
219374	Grease			35 Lbs	
221340	Anti-Freeze, Premix 50/50			35 Gallons	
235720	Drive Axle Gear Oil			180 Lbs	
236077	Engine Oil			110 Gallons	
238206	Transmission Fluid			40 Gallons	
230582	V-Belt	2-7	572690	1	
234899	V-Belt	2-7	569673	1	
245808	V-Belt	2-1	578234	1	
587568	Filter, Fuel	2-1	245379	12	
225550	Filter, Oil	2-1	245739	12	
243458	Filter Element, Return	5-5	243457	8	
233025	Air Filter, Cab	7-1	233025	2	
217617	Safety Element, Air Cleaner Assembly	2-5	224214	2	
224319	Primary Element, Air Cleaner Assembly	2-5	224214	4	
219520	Cartridge & Seal Kit - Transmission Filter	3-2	219271	4	
570245	Service Kit, 100 GPM HP Filter	5-5	228201	12	
570244	Service Kit, 40 GPM HP Filter	5-5	228200	4	
248520	Wiper Blade - OS	7-3	579755	2	
230924	Wiper Blade - OS	7-3	W10852	2	
238581	Disc, Brake	3-4	237463	22	
238582	Disc, Friction	3-4	237463	20	

Suggested Spares Guide L490S-133

Electrical

Allied P/N	Description	Section in Parts Book	Where Used	Quantity on Machine	Order Quantity
200220	Battery, 12V	6-2	572174	2	
202889	Switch, Oil Pressure	2-1	578234	1	
204785	Dome Light		702152	1	
702152	Light, Dome		576357	1	
229811	. Bulb, 24V		702152	1	
207155	Ignition Switch	7-2	577582	1	
208788	Cord Assy	6-2	577583	22	
217624	Relay, Auto O/Ride	6-2	578073	1	
218755	Horn, Reverse Alarm	6-1	577225	1	
220915	Heater, Engine Block	2-7	572949	1	
220917	Thermostat Control, Heater, Engine Block	2-7	572949	1	
222403	Cord Assy	6-2	577583	20	
223063	Circuit Breaker	6-2	578073	1	
223065	Circuit Breaker	6-2	578073	2	
223067	Circuit Breaker	6-2	578073	7	
223377	Circuit Breaker	6-2	578073	1	
224299	Master Switch	6-2	572174	1	
225649	Light, Red, Emergency Brake	7-2	577584	2	
225649	Light, Red, Emergency Brake	7-2	577582	1	
22635	Diode	3-2	578606	4	
229301	Relay, Terminal Panel	6-2	578073	2	
229306	Circuit Breaker	6-2	578073	5	
229808	Cord Assy	6-2	577583	46	
229808	Cord Assy	7-2	578740	12	
229811	Bulb, 24V, Dome Light		702152	1	
230375	Windshield Wiper Motor	7-3	576663	1	
230375	Windshield Wiper Motor	7-3	W10822	1	
230729	Sending Unit, Fuel Level	6-2	572174	1	
230886	Bulb, 24VDC, Emergency Brake	7-2	577584	2	
230886	Bulb, 24VDC, Emergency Brake	7-2	577582	1	
231341	Lamp, Flood, 24V	6-1	577225	1	
232908	Relay, Junction Box	6-2	578073	1	
232908	Relay, Junction Box	6-2	577583	4	
232909	Socket - Relay	6-2	577583	4	
232909	Socket - Relay	6-2	578073	1	
234183	Alternator	2-1	578234	1	
234264	Control Unit, Park Brake	7-2	577582	1	
234509	Cover, Blank	7-2	577584	9	
234736	Switch	7-2	577584	5	
234739	Switch	7-2	577584	1	

Suggested Spares Guide L490S-133

Electrical (Continued)

Allied P/N	Description	Section in Parts Book	Where Used	Quantity on Machine	Order Quantity
235217	Connector, Female		570508	9	
235217	Connector, Female		570498	20	
235217	Connector, Female		570497	20	
235217	Connector, Female		570487	19	
236507	Lens, Rotary Beacon	7-2	577584	1	
237688	Switch	7-2	577584	1	
238536	Compressor	2-7	572690	1	
239161	Fan, Defroster	7-3	573463	1	
239161	Fan, Defroster	7-1	576357	1	
239730	Circuit Breaker	6-2	578073	1	
242436	Gauge, Water Temperature	7-2	577584	1	
242437	Gauge, Converter Temp	7-2	577584	1	
242438	Gauge, Oil Pressure	7-2	577584	2	
242438	Gauge, Oil Pressure	3-2	578606	1	
242439	Gauge, Voltmeter	7-2	577584	1	
242462	Sender, Water Temp	2-1	578234	1	
242463	Sending Unit, Oil Temp	2-1	578234	1	
242485	Gauge, Hourmeter	7-2	577584	1	
242486	Gauge, Tach	7-2	577584	1	
242487	Gauge, Transmission Pressure	7-2	577584	1	
242488	Gauge, Air Pressure	7-2	577584	1	
242491	Gauge, Fuel Level	7-2	577584	1	
242950	Fuse, 1A, Junction Box	6-2	578073	12	
243070	Fuse, 1.6A, Junction box	6-2	578073	2	
550356	Hydraulic Tank Heater Assembly	5-6	552658	1	
587175	Cord Assy	5-6	550356	6	
702152	Light, Dome	7-1	576357	1	
R10547	Buzzer	6-2	578073	1	
R10547	Buzzer	7-2	577584	1	
R13659	Llight, Work, 24V	6-2	576822	4	
R13659	Llight, Work, 24V	6-2	576826	2	
R13659	Llight, Work, 24V	6-2	576827	2	
R13659	Llight, Work, 24V	6-2	576825	2	

Suggested Spares Guide L490S-133

Miscellaneous Parts / Seals

Allied P/N	Description	Section in Parts Book	Where Used	Quantity on Machine	Order Quantity
230669	Valve	5-3	566303	2	
232904	Valve, Module	3-2	578606	1	
234209	Valve -Check	5-1	574353	1	
238547	Valve - Compressor	7-3	576989	1	
238548	Valve - Compressor	7-3	576989	1	
200268	Breather	3-4	578235	1	
200326	Molding, Self Lock (Window Molding)	7-1	572038	14.7 FT	
200326	Molding, Self Lock (Window Molding)	7-1	572039	14.7 FT	
200326	Molding, Self Lock (Window Molding)	7-1	576357	60	
203037	Molding, Locking Key (Window Molding)	7-1	576357	60	
203037	Molding, Locking Key (Window Molding)	7-1	572039	14.7 FT	
203037	Molding, Locking Key (Window Molding)	7-1	572038	14.7 FT	
203443	O-Ring		11759	11	
203446	O-Ring		11740	8	
203446	O-Ring	3-2	578606	1	
203446	O-Ring		11740	3	
203453	O-Ring	2-3	572915	1	
203506	O-Ring	8-1	576360	2	
203516	O-Ring	3-2	578606	1	
203516	O-Ring	5-1	566611	2	
203516	O-Ring		11767	6	
203516	O-Ring		11767	1	
203516	O-Ring		11767	8	
203519	O-Ring	5-1	566611	2	
203519	O-Ring		12721	4	
203519	O-Ring	2-1	578234	1	
203519	O-Ring	3-2	578606	3	
203519	O-Ring	5-3	577743	1	
203528	O-Ring		225661	2	
203543	O-Ring	5-1	578579	1	
206062	O-Ring	3-5	547331	2	
208234	Rubber Elbow (90°, 7" ID)	2-5	574502	3	
209073	O-Ring	3-4	237463	8	
209743	O-Ring	5-3	577743	4	
210099	O-Ring		581022	2	
211398	Drain Cock	8-1	578231	1	
211398	Drain Cock	2-1	578234	1	
214802	O-Ring	6-2	574276	1	
215096	Safety Belt	7-1	577757	1	

Suggested Spares Guide L490S-133

Miscellaneous Parts / Seals

Allied P/N	Description	Section in Parts Book	Where Used	Quantity on Machine	Order Quantity
215360	Cable - Quick Start	7-3	576989	1	
224174	Pedal - Throttle	7-2	567756	1	
224744	Breather, Hydraulic Tank	8-1	578231	1	
227988	Filler/Breather, Fuel Tank	2-4	566513	1	
231114	Weatherstrip, Cab Group	7-1	576357	44	
232860	Cap, Radiator	2-6	239917	1	
235038	Weather Strip	7-1	572038	5.5 FT	
235038	Weather Strip	7-1	572039	5.5 FT	
237296	Blade, Wiper	7-3	576663	2	
240151	O-Ring	7-1	577757	2	
240259	Kit, Seatbelt Hardware, Training Seat	7-1	577757	1	
243938	Assembly, Air Horn	7-1	576357	1	
250669	Seal, Bottom (Radiator)	2-6	253329	145	
250670	Seal, Top (Radiator)	2-6	253329	145	
253333	Tube, V-Fin (Radiator)	2-6	253329	145	
505499	Gasket, Pump Mounting	2-1	578234	2	
506669	Gasket, Pump Mounting	2-1	578234	2	
555064	Gasket, Manhole Cover	8-1	578233	2	
559079	Dipstick, Engine Oil		576918	1	
561108	Dipstick, Hydraulic Tank	8-1	578231	1	
562468	Gasket, Return Filter Cover Plate	8-1	578233	1	
563666	Dipstick, Transmission	3-2	578606	1	
563667	Dipstick, Transmission		563666	1	
57597W	O-Ring		566411	2	
R10664	O-Ring	7-3	576989	2	
16484W	O-Ring	3-4	237463	2	
238578	Seal	3-4	237463	4	
211294	Air Valve Module	7-1	576357	1	
576019	Windshield - OS	7-2	576357	1	
238590	Oil Seal	3-4	237463	2	

Suggested Spares Guide L490S-133

Safety Stock

Allied P/N	Description	Section in Parts Book	Where Used	Quantity on Machine	Order Quantity
21199	Valve, Flow Control	5-1	574507	2	
219271	Filter - Transmission	3-2	578606	1	
228200	Filter Assembly - High Pressure - 40 GPM	5-1	578579	1	
228201	Filter Assembly - High Pressure - 100 GPM	5-1	578579	3	
229439	Valve, Hoist & Tilt	5-3	577743	1	
234082	Valve, Flow Amplifier	5-3	577743	1	
235291	Converter	2-1	578234	1	
238534	Drier - Receiver	7-3	576989	1	
248963	Driveline Assembly (Replaces 242324)	3-1	576993	1	
250084	. Cross Assembly (Replaces 243456)	3-1	248963	2	
249014	Driveline Assembly (Replaces 242965)	3-1	576993	1	
215403	. Cross Assembly (Replaces 243456)	3-1	249014	2	
249025	Driveline Assembly (Replaces 243560)	3-1	576993	1	
250090	. Cross Assembly (Replaces 240417)	3-1	576993	2	
249020	Driveline Assembly (Replaces 243568)	3-1	576993	1	
215403	. Cross Assembly (Replaces 243456)	3-1	243568	2	
576876	Driveline Assembly	3-1	576993	1	
243456	. Cross Assembly	3-1	576876	1	
244176	Transmission	3-2	577251	1	
245289	Pump	2-1	578234	1	
245290	Pump	2-1	578234	1	
245521	Pump	2-1	578234	1	
526164	Cylinder Assembly, Holddown and Kickoff	8-1	577734	4	
547338	Axle Shaft Front	3-4	578235	2	
558685	Cylinder Assembly, Hoist	5-4	W10390	2	
566290	Cylinder Assembly, Tilt	5-4	W10708	2	
566303	Valve, Holddown & Kickoff	5-2	577743	2	
575056	Driveline Assembly	3-1	576993	1	
576513	Cylinder Assembly, Steering	5-4	576503	2	
242641	Wheel End & Differential Kit, Front Axle	3-4	W11032	1	
240438	Differential & Carrier Assembly, Front Axle	3-4	242641	1	
211953	Planet Carrier Assembly, Front Axle	3-4	242641	2	
243720	Axle Assy, Rear Axle	3-4	576367	1	
576705	Differential & Carrier Assembly, Rear Axle	3-4	243270	1	
240602	Planet Carrier Assembly, Rear Axle	3-4	243720	2	
240582	Axle Shaft - Rear	3-4	243270	2	
547338	Axle Shaft, Front	3-4	578235	2	
234183	Alternator, Engine	2-1	578234	1	

Suggested Spares Guide L490S-133

Safety Stock (continued)

Allied P/N	Description	Section in Parts Book	Where Used	Quantity on Machine	Order Quantity
590507	Starter, Engine	2-1	245379	1	
590505	Water Pump, Engine	2-1	245379	1	
590508	Compressor, Engine	2-1	245379	1	
229740	Brake Linings, Parking Brakes	4-5	244409	4	

Bushings and Pins

Allied P/N	Description	Section in Parts Book	Where Used	Quantity on Machine	Order Quantity
505568	Bushing, Barrel End, Hoist Cylinder	5-4	523068	4	
504652	Bushing, Battery Box Tray	8-2	523870	8	
505880	Bushing, Cylinder Assembly, HD/KO	5-4	526155	8	
505206	Bushing, Cylinder Assembly, HD/KO	5-4	526162	8	
505609	Bushing, Cylinder Assembly, HD/KO	5-4	526164	4	
530484	Bushing, Chassis, Boom Mounting	8-1	536872	1	
530484	Bushing, Chassis, Boom Mounting	8-1	536873	1	
505574	Bushing, Cylinder Assembly, Tilt	5-4	538257	2	
504652	Bushing, Battery Box Installation	8-2	551550	8	
533666	Bushing, Cylinder Assembly, Hoist	5-4	558685	2	
243714	Bushing, Alternator Bracket	2-7	569673	1	
538104	Bushing, Boom	8-1	570709	6	
557648	Pin, Boom	8-1	570709	1	
501571	Bushing, Kickoff	8-1	574516	2	
534117	Bushing, Kickoff	8-1	574516	4	
563163	Bushing, Swivel Box Installation	8-1	576360	2	
566851	Pin, Swivel Box Installation	8-1	576360	2	
577088	Pin, Cylinder Assembly, Steering	5-4	576503	4	
505880	Bushing, Cylinder Assembly, Steering	5-4	576512	4	
505594	Bushing, Cylinder Assembly, Steering	5-4	576513	2	
505880	Bushing, Cylinder Assembly, Steering	5-4	576514	4	
501571	Bushing, Holddown	8-1	577104	2	
534117	Bushing, Holddown	8-1	577104	4	
577287	Pin, Parking Brake Installation	3-4	577281	2	
500418	Pin, Carriage, HD/KO Cylinder	8-1	577734	4	
519324	Bushing, Carriage, Tilt Cylinder	8-1	577734	1	
523107	Pin, Carriage, Boom	8-1	577734	1	
529405	Pin Assembly, Carriage, Tine	8-1	577734	2	
537642	Pin, Carriage, Tilt Cylinder	8-1	577734	1	

Suggested Spares Guide L490S-133

Bushings and Pins

Allied P/N	Description	Section in Parts Book	Where Used	Quantity on Machine	Order Quantity
541616	Pin, Carriage, KO Cylinder	8-1	577734	4	
573783	Pin Assembly, Carriage, HD/KO	8-1	577734	4	
519324	Bushing, Carriage, Tilt Cylinder	8-1	577735	2	
505887	Pin, Cylinder Assembly, Hoist	5-4	W10390	2	
523052	Pin, Cylinder Assembly, Hoist	5-4	W10390	1	
522958	Pin, Cylinder Assembly, Tilt	5-4	W10708	2	

Tines and Arms

Allied P/N	Description	Section in Parts Book	Where Used	Quantity on Machine	Order Quantity
526133	Tine	8-1	577734	2	
577104	Holddown	8-1	577734	2	
574516	Kickoff	8-1	577734	2	

Bearings

Allied P/N	Description	Section in Parts Book	Where Used	Quantity on Machine	Order Quantity
203110	Bearing Cup, Converter	3-2	235291	2	
212434	Bearing Cone, Converter	3-2	235291	2	
212432	Bearing Cup, Converter	3-2	235291	1	
230405W	Bearing Cone, Converter	3-2	235291	1	
212469	Bearing Cone, Converter	3-2	235291	1	
212470	Bearing Cup, Converter	3-2	235291	1	
212489	Bearing, Pump Shaft Front, Converter	3-2	235291	3	
234905	Bearing, Pump Shaft Rear, Converter	3-2	235291	3	
R4095379	Bearing, Converter	3-2	235291	1	
R4095407	Bearing, Converter	3-2	235291	1	
201145	Bearing, Differential & Carrier Assembly - Front	3-4	240438	1	
201139	Bearing Cone, Differential & Carrier Assembly - Front	3-4	240438	2	
201138	Bearing Cup, Differential & Carrier Assembly - Front	3-4	240438	2	
217703	Bearing Cone, Differential & Carrier Assembly - Front	3-4	240438	1	
217702	Bearing Cup, Differential & Carrier Assembly - Front	3-4	240438	1	
201141	Bearing Cup, Differential & Carrier Assembly - Front	3-4	240438	1	

Suggested Spares Guide L490S-133

Bearings					
Allied P/N	Description	Section in Parts Book	Where Used	Quantity on Machine	Order Quantity
213645	Bearing Cone, Differential & Carrier Assembly - Front	3-4	240438	1	
216147	Bearing Cup, Axle Assembly - Front	3-4	242641	2	
201143	Bearing Cup, Axle Assembly - Front	3-4	242641	2	
216146	Bearing Cone, Axle Assembly - Front	3-4	242641	2	
201148	Bearing Cone, Axle Assembly - Front	3-4	242641	2	
240587	Bearing Cone, Axle Assembly - Rear	3-4	243270	2	
240589	Bearing Cup, Axle Assembly - Rear	3-4	243270	1	
240590	Bearing Cup, Axle Assembly - Rear	3-4	243270	1	
240591	Bearing Cone, Axle Assembly - Rear	3-4	243270	2	
217526	Bearing, Transmission	3-2	244176	2	
212247	Bearing, Transmission	3-2	244176	2	
217661	Bearing, Transmission	3-2	244176	1	
204636	Bearing Cup, Transmission	3-2	244176	2	
212266	Bearing Cone, Transmission	3-2	244176	2	
212272	Bearing, Transmission	3-2	244176	1	
214774	Bearing, Transmission	3-2	244176	1	
212278	Bearing, Transmission	3-2	244176	1	
206540	Bearing Cup, Transmission	3-2	244176	3	
212289	Bearing Cone, Transmission	3-2	244176	3	
214772	Bearing, Transmission	3-2	244176	1	
240238	Bearing, Roller, Transmission	3-2	244176	4	
222872	Bearing Cup, Transmission	3-2	244176	4	
222871	Bearing Cone, Transmission	3-2	244176	4	
212373	Ball Bearing, Transmission	3-2	244176	2	
221136	Roller Bearing, Transmission	3-2	244176	2	
240157	Bearing, Transmission	3-2	244176	1	
200219	Bearing Cone, Swivel Box Assembly	8-1	576360	2	
204605	Bearing Cup, Swivel Box Assembly	8-1	576360	2	
201137	Bearing Cone, Differential & Carrier Assembly - Rear	3-4	576705	2	
201144	Bearing, Differential & Carrier Assembly - Rear	3-4	576705	1	
201133	Bearing Cone, Differential & Carrier Assembly - Rear	3-4	576705	1	
201132	Bearing Cup, Differential & Carrier Assembly - Rear	3-4	576705	1	
201130	Bearing Cup, Differential & Carrier Assembly - Rear	3-4	576705	1	
201129	Bearing Cone, Differential & Carrier Assembly - Rear	3-4	576705	1	
R672004	Bearing Cup, Differential & Carrier Assembly - Rear	3-4	576705	2	
204585	Roller Bearing, Driveline Installation	3-1	576993	1	
222662	Flanged Ball Bearing, Driveline Installation	3-1	576993	2	
243304	Bearing Cup, Cowl Assembly	7-1	577757	2	
243305	Bearing Cone, Cowl Assembly	7-1	577757	2	
204502	Bearing, Spherical, Steering Cylinder	5-4	576503	4	

Suggested Spares Guide L490S-133

Rebuild Kits/Components


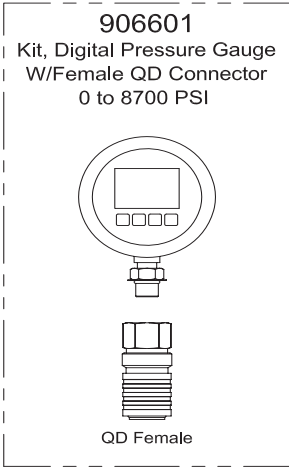
Allied P/N	Description	Section in Parts Book	Where Used	Quantity on Machine	Order Quantity
224662	Pivot Shaft	7-3	576663	2	
224662	Pivot Shaft	7-3	W10822	2	
566411	Service Kit, Steering Cylinder	5-4	576513	2	
566412	Service Kit, KO/HD Cylinder	5-4	526164	4	
566401	Service Kit, Hoist Cylinder	5-4	W10390	2	
566400	Service Kit, Tilt Cylinder	5-4	566290	2	
570775	Ring Gear Kit	2-1	578234	1	
590454	Service Kit, Transmission	3-2	244176	1	
574042	Service Kit, Transmission Disconnect Assembly	3-2	244176	1	
581904	Service Kit, Transmission Control Valve Assembly	3-2	244176	1	
570774	Service Kit, Converter	3-2	235291	1	
214939	Gear & Hub Assy, Front Axle	3-4	242641	1	
217706	Ring & Pinion Set, Differential - Front	3-4	240438	1	
234545	Posi-torque Sub Assy, Front Axle	3-4	240438	1	
587562	Service Kit, Planet Carrier Assembly - Front	3-4	211953	2	
240601	Internal Gear & Hub Assembly, Rear Axle	3-4	243720	1	
219353	Ring & Pinion Set, Differential - Rear	3-4	576705	1	
222994	Differential Subassembly, Rear Axle	3-4	576705	1	
591164	Service Kit, Planet Carrier Assembly, Rear Axle	3-4	240602	2	
240444	Pinion & Side Gear Kit, Differential - Front	3-4	240438	1	
240454	Service Kit, Case, Differential - Front	3-4	240438	1	
584264	Service Kit, Differential & Carrier - Front	3-4	240438	1	
219340	Service Kit, Case, Differential - Rear	3-4	576705	1	
240602	Planet Carrier Assembly - Rear	3-4	243270	2	
247512	Seal Kit, Pump	5-2	245289	1	
235790	Housing & Pins Kit, Pump	5-2	245521	1	
235791	Rotate Group Kit, Pump	5-2	245521	1	
240432	Shaft & Bearing Kit, Pump	5-2	245521	1	
235793	Gasket & Seal Kit, Pump	5-2	245521	1	
248138	LH Valve Plate Kit, Pump	5-2	245521	1	
240433	Screws, Tag & Key Kit, Pump	5-2	245521	1	
235796	Rotate Group Bearing Kit, Pump	5-2	245521	1	
248139	Saddle Kit, Pump	5-2	245521	1	
567193	Service Kit, Holddown & Kickoff Valve	5-3	566303	2	
231406	Service Kit, Holddown & Kickoff Valve - Main Relief	5-3	566303	2	
231407	Service Kit, Holddown & Kickoff Valve - Port Relief	5-3	566303	2	
225316	Service Kit, Hoist & Tilt Valve	5-3	229439	1	
569590	Service Kit, Hoist & Tilt Valve	5-3	229439	1	

Suggested Spares Guide L490S-133**Hose Kits**

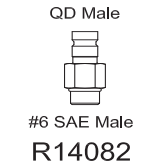
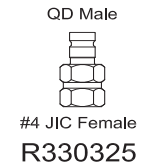
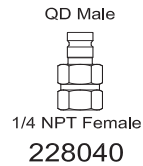
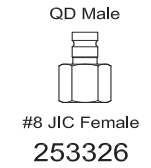
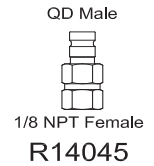
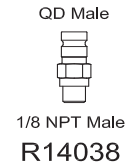
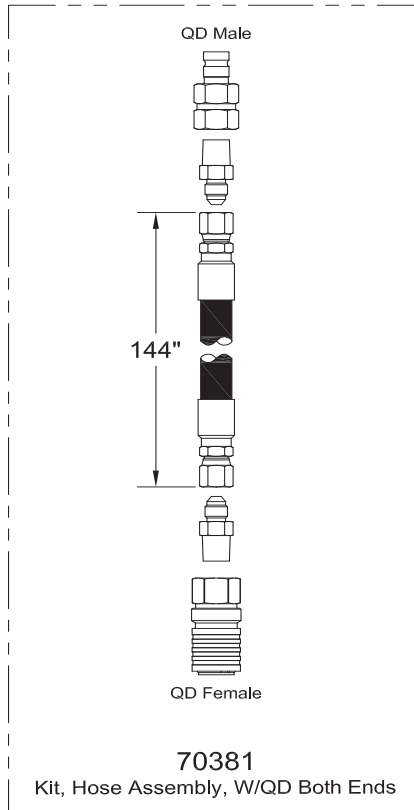
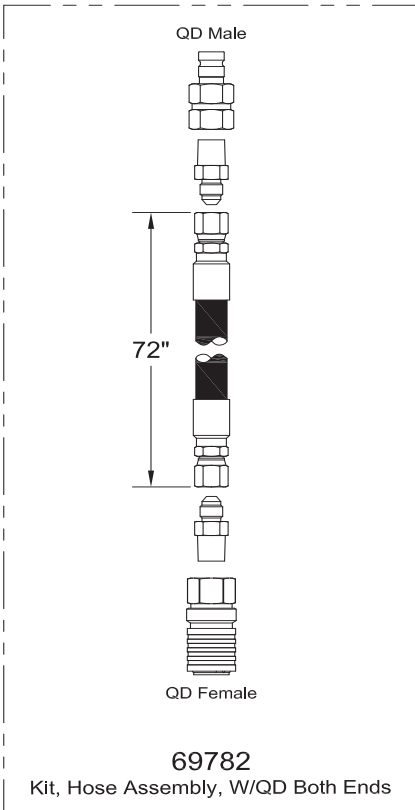
Allied P/N	Description	Section in Parts Book	Where Used	Quantity on Machine	Order Quantity
207856	Hose Kit; Air Cleaner Installation	2-5	574502	1	
590434	Hose Kit; Controls Seat	5-1	576380	1	
590442	Hose Kit; Power Unit	2-1	578234	1	
590435	Hose Kit; Fuel System	2-4	566513	1	
590436	Hose Kit; Transmission Circuit	3-2	578606	1	
590437	Hose Kit; Hydraulic System - Wet Disk Brakes	4-1	578236	1	
590438	Hose Kit; Valve Module	5-3	577743	1	
590440	Hose Kit; Hydraulic System - Chassis	5-1	578579	1	
590417	Hose Kit; Hydraulic System - Carriage	5-1	574507	1	
590418	Hose Kit; Hydraulic System - Cowl	5-1	574699	1	
590422	Hose Kit; Heater Installation, Engine Block	2-7	572949	1	
590419	Hose Kit; Air Conditioner/Heater	7-3	576989	1	
590421	Hose Kit; Hydraulic System - Boom	5-1	575661	1	
590411	Hose Kit; Hydraulic System - Steering	5-1	574353	1	
590412	Hose Kit; Hydraulic System - Hoist & Tilt	5-1	566611	1	

Diagnostic Tools

Order from Allied Systems
Service Parts Department
503-625-2560.



69778
Multi-Meter, 12 Function
AC/DC Voltage & Current, Resistance,
Capacitance, Frequency, Type K & IR
Temperature, Diode/Continuity, Duty Cycle
Non-Contact InfraRed Thermometer
CAT III Test Leads
Type K Bead Wire Temp Probe



Tools			
Allied P/N	Description	On-Hand Quantity (Recommended)	Order Quantity
226672	Breaker Tool, Radiator Tubes	1	
226671	Installation Tool, Radiator Tubes	1	
252920	Lube Brush, Seal & Tube End	1	
259069	Header Plate Hole Cleaning Brush	1	
243274	Accumulator Recharge Valve	1	
509574	Air Hose Kit	1	
537788	Spindle Nut Wrench	1	
588466	Socket Set; 3/8Dr 3/8 To 7/8 22PC	1	
588467	Socket Set; 1/2Dr 3/8 To 1-1/4 30PC	1	
588468	Socket Set; 3/4Dr 7/8 To 2-3/8 29PC	1	
588530	3/8DR 6mm-19mm 12 Point	1	
588529	1/2DR 10mm-26mm 12 Point	1	
588469	Wrench Set; 5/16 To 2-1/2 31PC	1	
588528	Wrench Set; 7mm-24mm, 18 PC	1	
588527	Hex Key Set; .025" To 5/8"	1	
588526	Hex Key Sets; .07mm-17mm, 15 PC	1	
556042	Wrench - Swivel Nut	1	

Diagnostic Tools			
Allied P/N	Description	On-Hand Quantity (Recommended)	Order Quantity
906601	0 to 8700 PSI Digital Pressure Gauge W/QD Connector	1	
69778	Multi-Meter; 12 Function	1	
69782	Kit; 72" Hose Assembly W/QD on Both Ends	1	
70381	Kit; 144" Hose Assembly W/QD on Both Ends	1	
R14038	Fitting; QD Male x 1/8 NPT Male	1	
R14045	Fitting; QD Male x 1/8 NPT Female	1	
236625	Fitting; QD Male x #6 JIC Female	1	
253326	Fitting; QD Male x #8 JIC Female	1	
228040	Fitting; QD Male x 1/4 NPT Female	1	
R330325	Fitting; QD Male x #4 JIC Female	1	
R14040	Fitting; QD Male x #4 SAE Male	1	
R14082	Fitting; QD Male x #6 SAE Male	1	

Every 10 Hours / Daily

Shift Maintenance Checklist

Note general vehicle condition. Clear away all collected debris - steam clean if necessary. Check for mechanical damage and loose or leaking components. Report all faults to maintenance department. **Always refer to manufactures (e.g. engine, transmission, converter) maintenance manual before performing any maintenance.**

Before Starting Engine, Check the Following:				
Ref	Component	OK	NO	ADD
1	ENGINE (Check oil level - check for leaks)			
2	V-BELTS (Check tension - check for damage - change as required)			
3	HYDRAULIC TANK (Check oil level - check for leaks)			
4	RADIATOR & OIL COOLER (Check coolant level - check for leaks; are fins clean and unobstructed?)			
5	AIR CLEANER/INTAKE SYSTEM (Check indicator - clean / change element as required, empty dust cup, check for leaks / damage)			
6	ENGINE BELTS (Check for adjustment and wear)			
7	WHEELS & TIRES (Check condition and pressure)			
8	AIR TANK (Check drain valves for correct operation)			
9	LUBRICATE CHASSIS (Refer to lube chart)			
10	WALK AROUND INSPECTION OF STRUCTURE (Check welds, leaks, damaged components, etc...)			
11	FIRE SAFETY CHECK (Check for accumulated debris in engine compartment, etc)			
12	FIRE SUPPRESSION SYSTEMS (Verify certifications are current)			

After Starting Engine, Check the Following:				
Ref	Component	OK	NO	ADD
13	ENGINE (Does it sound normal?)			
14	INSTRUMENTS (Check for normal readings)			
15	CONTROLS (Check for normal operation)			
16	EXHAUST SYSTEM (Check for leaks and excessive smoke)			
17	TRANSMISSION (After warming to operation temp, check oil level - check for leaks)			

Note Anything Abnormal or in Need of Repair:		
Component	Comments	
LIGHTS		
DEFROSTER		
REVERSE WARNING HORN		
HORN		
WINDSHIELD WIPERS		
HEATER		
AIR CONDITIONER		

OPERATOR _____

SUPERVISOR _____

DATE _____

MODEL L490S _____

SERIAL No 057133 _____

HOUR METER _____

Every 50 Hours or Weekly

Checklist

1	Repeat the 10 hour check	OK <input type="checkbox"/>	No <input type="checkbox"/>
2	Check for fluid leaks - oil, fuel, water, transmission	OK <input type="checkbox"/>	Repair <input type="checkbox"/>
3	Check wheel lug nuts and studs mechanically	OK <input type="checkbox"/>	Repair <input type="checkbox"/>
4	Check battery electrolyte level	OK <input type="checkbox"/>	Add <input type="checkbox"/>
5	Lubricate chassis	OK <input type="checkbox"/>	No <input type="checkbox"/>
6	Check for structural damage - inspect chassis & attachments for bending, cracking & broken welds	OK <input type="checkbox"/>	Repair <input type="checkbox"/>

Consumables

Allied P/N	Description	Section in Parts Book	Where Used	Quantity Required for this Interval
238206	Transmission Fluid			*As Required
219371	Hydraulic Oil			As Required
235720	Drive Axle Gear Oil			*As Required
236077	Engine Oil			*As Required

*See manufacturer service manual

MECHANIC _____
 SUPERVISOR _____
 DATE _____
 MODEL L490S _____
 SERIAL No 057133 _____
 HOUR METER _____

Every 250 Hours or Monthly

Checklist

1	Repeat the 50 hour check	OK <input type="checkbox"/>	No <input type="checkbox"/>
2	Take engine oil sample for analysis	OK <input type="checkbox"/>	No <input type="checkbox"/>
3	Change engine oil & filters	OK <input type="checkbox"/>	No <input type="checkbox"/>
4	Check axle differential oil level	OK <input type="checkbox"/>	Add <input type="checkbox"/>
5	Change Fuel Filters	OK <input type="checkbox"/>	Add <input type="checkbox"/>
6	Check axle planetary oil level	OK <input type="checkbox"/>	Add <input type="checkbox"/>
7	Change water treatment element	OK <input type="checkbox"/>	No <input type="checkbox"/>
8	Check all hydraulic pressures and record	OK <input type="checkbox"/>	No <input type="checkbox"/>
9	Check fire suppression actuator	OK <input type="checkbox"/>	No <input type="checkbox"/>
10	Inspect brake system & components	OK <input type="checkbox"/>	No <input type="checkbox"/>
11	Check and adjust the parking brake (if required)	OK <input type="checkbox"/>	No <input type="checkbox"/>

Consumables

Allied P/N	Description	Section in Parts Book	Where Used	Quantity Required for this Interval
236077	Engine Oil			*As Required
587568	Filter, Fuel			1
225550	Filter, Oil			1

*See manufacturer service manual

MECHANIC _____

SUPERVISOR _____

DATE _____

MODEL L490S _____

SERIAL No 057133 _____

HOUR METER _____

Every 500 Hours or Quarterly

Checklist

1	Repeat the 250 hour check	OK <input type="checkbox"/>	No <input type="checkbox"/>
2	Change Hydraulic filters (clean hydraulic oil strainers)	OK <input type="checkbox"/>	No <input type="checkbox"/>
3	Change Transmission filters	OK <input type="checkbox"/>	No <input type="checkbox"/>
4	Take oil samples from transmission, axle, and hydraulic system for analysis	OK <input type="checkbox"/>	No <input type="checkbox"/>
5	Check Accumulator pre-charge pressure	OK <input type="checkbox"/>	No <input type="checkbox"/>

Consumables				
Allied P/N	Description	Section in Parts Book	Where Used	Quantity Required for this Interval
219520	Cartridge & Seal Kit - Transmission Filter			As Required
570244	Service Kit, 40 GPM HP Filter			As Required
570245	Service Kit, 100 GPM HP Filter			As Required

MECHANIC _____
 SUPERVISOR _____
 DATE _____
 MODEL L490S _____
 SERIAL No 057133 _____
 HOUR METER _____

Every 1,000 Hours or Semi-Annually

Checklist

1	Repeat the 500 hour check	OK <input type="checkbox"/>	No <input type="checkbox"/>
2	Change transmission oil	OK <input type="checkbox"/>	No <input type="checkbox"/>
3	Clean and flush cooling system	OK <input type="checkbox"/>	No <input type="checkbox"/>
4	Check pins and bushings for wear	OK <input type="checkbox"/>	No <input type="checkbox"/>
5	Steam clean machine, inspect for structural cracks	OK <input type="checkbox"/>	No <input type="checkbox"/>
6	Have ANSUL representative inspect and recertify fire suppression system	OK <input type="checkbox"/>	No <input type="checkbox"/>

Consumables

Allied P/N	Description	Section in Parts Book	Where Used	Quantity Required for this Interval
238206	Transmission Fluid			*As Required

*See manufacturer service manual

MECHANIC _____

SUPERVISOR _____

DATE _____

MODEL L490S _____

SERIAL No 057133 _____

HOUR METER _____

Every 2,000 Hours or Annually

Checklist

1	Repeat the 1,000 hour check	OK <input type="checkbox"/>	No <input type="checkbox"/>
2	Drain, flush and fill differential	OK <input type="checkbox"/>	No <input type="checkbox"/>
3	Drain, flush and fill planetaries	OK <input type="checkbox"/>	No <input type="checkbox"/>
4	Change hydraulic oil	OK <input type="checkbox"/>	No <input type="checkbox"/>
5	Check wheel bearing preload and adjust if necessary	OK <input type="checkbox"/>	No <input type="checkbox"/>
6	Have Allied representative inspect machine (annually)	OK <input type="checkbox"/>	No <input type="checkbox"/>

Consumables				
Allied P/N	Description	Section in Parts Book	Where Used	Quantity Required for this Interval
235720	Drive Axle Gear Oil			*As Required
235720	Hydraulic Oil			As Required

*See manufacturer service manual

MECHANIC _____

SUPERVISOR _____

DATE _____

MODEL L490S _____

SERIAL No 057133 _____

HOUR METER _____

Major Overhaul

Checklist

1	Replace all hydraulic hoses	OK <input type="checkbox"/>	No <input type="checkbox"/>
2	Rebuild drive axle	OK <input type="checkbox"/>	No <input type="checkbox"/>
3	Perform Non-Destructive Testing (NDT) on axle spindles and axle extension mount ring. Mark and rotate spindle 90°.	OK <input type="checkbox"/>	No <input type="checkbox"/>
4	Rebuild hydraulic cylinders	OK <input type="checkbox"/>	No <input type="checkbox"/>
5	Rebuild hydraulic valves	OK <input type="checkbox"/>	No <input type="checkbox"/>
6	Rebuild transmission	OK <input type="checkbox"/>	No <input type="checkbox"/>
7	Rebuild torque converter	OK <input type="checkbox"/>	No <input type="checkbox"/>

Consumables

Allied P/N	Description	Section in Parts Book	Where Used	Quantity Required for this Interval
224662	Pivot Shaft	7-3	576663	2
224662	Pivot Shaft	7-3	W10822	2
566411	Service Kit, Steering Cylinder	5-4	576513	2
566412	Service Kit, Steering Cylinder	5-4	526164	4
566401	Service Kit, Hoist Cylinder	5-4	W10390	2
566400	Service Kit, Tilt Cylinder	5-4	566290	2
566412	Service Kit, HD/KO Cylinder	5-4	526164	4
570775	Ring Gear Kit	2-1	578234	1
590454	Service Kit, Transmission	3-2	244176	1
574042	Service Kit, Transmission Disconnect Assembly	3-2	244176	1
581904	Service Kit, Transmission Control Valve Assembly	3-2	244176	1
570774	Service Kit, Converter	3-2	235291	1
217706	Ring & Pinion Set, Differential - Front	3-4	240438	1
240444	Pinion & Side Gear Kit, Differential - Front	3-4	240438	1
240454	Service Kit, Case, Differential - Front	3-4	240438	1
584264	Service Kit, Differential & Carrier - Front	3-4	240438	1
587562	Service Kit, Planet Carrier Assembly - Front	3-4	211953	2
219353	Ring & Pinion Set, Differential - Rear	3-4	576705	1
219340	Service Kit, Case, Differential - Rear	3-4	576705	1
240602	Planet Carrier Assembly - Rear	3-4	243270	2
247512	Seal Kit, Pump	5-2	245289	1
235790	Housing & Pins Kit, Pump	5-2	245521	1

MECHANIC _____

SUPERVISOR _____

DATE _____

MODEL L490S _____

SERIAL No 057133 _____

HOUR METER _____

Major Overhaul

Consumables				
Allied P/N	Description	Section in Parts Book	Where Used	Quantity Required for this Interval
235791	Rotate Group Kit, Pump	5-2	245521	1
240432	Shaft & Bearing Kit, Pump	5-2	245521	1
235793	Gasket & Seal Kit, Pump	5-2	245521	1
248138	LH Valve Plate Kit, Pump	5-2	245521	1
240433	Screws, Tag & Key Kit, Pump	5-2	245521	1
235796	Rotate Group Bearing Kit, Pump	5-2	245521	1
248139	Saddle Kit, Pump	5-2	245521	1
567193	Service Kit, Holddown & Kickoff Valve	5-3	566303	2
231406	Service Kit, Holddown & Kickoff Valve - Main Relief	5-3	566303	2
231407	Service Kit, Holddown & Kickoff Valve - Port Relief	5-3	566303	2
225316	Service Kit, Hoist & Tilt Valve	5-3	229439	1
569590	Service Kit, Hoist & Tilt Valve	5-3	229439	1
207856	Hose Kit; Air Cleaner Installation	2-5	574502	1
590434	Hose Kit; Controls Seat	5-1	576380	1
590442	Hose Kit; Power Unit	2-1	578234	1
590435	Hose Kit; Fuel System	2-4	566513	1
590436	Hose Kit; Transmission Circuit	3-2	578606	1
590437	Hose Kit; Hydraulic System - Wet Disk Brakes	4-1	578236	1
590438	Hose Kit; Valve Module	5-3	577743	1
590440	Hose Kit; Hydraulic System - Chassis	5-1	578579	1
590417	Hose Kit; Hydraulic System - Carriage	5-1	574507	1
590418	Hose Kit; Hydraulic System - Cowl	5-1	574699	1
590422	Hose Kit; Heater Installation, Engine Block	2-7	572949	1
590419	Hose Kit; Air Conditioner/Heater	7-3	576989	1
590421	Hose Kit; Hydraulic System - Boom	5-1	575661	1
590411	Hose Kit; Hydraulic System - Steering	5-1	574353	1
590412	Hose Kit; Hydraulic System - Hoist & Tilt	5-1	566611	1

MECHANIC _____
 SUPERVISOR _____
 DATE _____
 MODEL L490S _____
 SERIAL No 057133 _____
 HOUR METER _____