

**Suggested Spares Guide L130F-109****Consumables, Approximate 1 Year Supply (calculated at 2000 hours/year)**

Allied P/N	Description	On-Hand Quantity (Recommended)	Order Quantity
219374	Grease	20 Gallons	
238206	Transmission Fluid	60 Gallons	
219371	Hydraulic Oil	550 Gallons	
236077	Engine Oil	120 Gallons	
235720	Drive Axle Gear Oil	25 Gallons	
221340	Anti-Freeze, Premix 50/50	50 Gallons	
258701	Air Cleaner Primary Element	4	
258702	Air Cleaner Safety Element	2	
258699	Filter, Pressurizer	2	
588563	Filter, Engine Oil	12	
252945	Filter, Coolant	12	
588564	Filter, Fuel	4	
243458	Return Filter Elements	8	
588192	Service Kit, 40 GPM Hyd Filter	4	
588191	Service Kit, 100 GPM Hyd Filter	12	
247429	Transmission Filter Element	8	
253696	Transmission Strainer Element	4	
588562	Belt, Serpentine, Drive	1	
588561	Belt, Serpentine, Alternator	1	
229740	Brake Linings, Parking Brakes	4	
250200	Brake Linings F/569956	12	
575352	Service Seal Kit F/ 569956	6	

## Suggested Spares Guide L130F-109

### Electrical

Allied P/N	Description	Quantity on Machine	Order Quantity
256320	Light, Dome	1	
572879	Light, Strobe	1	
225649	Light, Red	1	
232906	Light, Flasher	1	
258338	Light, Flood	11	
259273	Light Pilot, Yellow	7	
259272	Light Pilot, Red	2	
259271	Light Pilot, Green	12	
249692	Display Module, Powerview	1	
586826	Programmable Controller	1	
242950	Fuse, 1 Amp	26	
200220	Battery, 12v	2	
249106	Battery Disconnect Switch	1	
255254	Alarm, Audible, 90 DB @ 30 cm	1	
R10547	Buzzer	1	
223062	Circuit Breaker, 2 Amp	1	
223065	Circuit Breaker, 5 Amp	2	
229306	Circuit Breaker, 10 Amp	7	
223067	Circuit Breaker, 15 Amp	5	
223377	Circuit Breaker, 20 Amp	3	
223069	Circuit Breaker, 30 Amp	1	
587084	Circuit Breaker; 7.5 Amp	1	
255868	Control, Temp, HVAC 24 Vdc	1	
586793	Controller, Programmed, Rad/CAC Fan	1	
22635	Diode; 1A, 400V	2	
242950	Fuse, 1 Amp	26	
254935	Gauge, Aux Oil Press, 400 PSI	1	
254934	Gauge, Aux Oil Temp, 280 Deg	1	
249693	Gauge, Eng Coolant, (14VDC)	1	
251325	Gauge, Eng Oil Press, (12/24 VDC)	1	
258707	Gauge, Fuel Level	1	
254933	Gauge, Tach, 3000 RPM	1	
251326	Gauge, Voltmeter, (24V)	1	
586917	Gauge, Oil Temp; 24VDC (100-280°F)	1	
GAG0001133	Hourmeter; (Non-Resetable)	1	
588432	Led, Panel Mnt; Green	12	
588431	Led, Panel Mnt; Red	2	
588433	Led, Panel Mnt; Yellow	7	
251615	Outlet, Power, 12V, 16 Amp Max	2	
KOB0001P2B	Potentiometer Knob	1	

## Suggested Spares Guide L130F-109

### Electrical (Continued)

Allied P/N	Description	Quantity on Machine	Order Quantity
ELC7531010	Potentiometer; (5W, 10K Ohm)	1	
232903	Power Converter	1	
247975	Receptacle	1	
248649	Receptacle	1	
238891	Relay, (1 Pole, 7.5A) (SPDT)	3	
229301	Relay; (24 VDC Start)	2	
28287	Relay; (2-Pole, DPDT)	3	
587108	Resistor; 2.2 K Ohm, 1/2 W	1	
22632	Socket, Relay, 1 Pole	3	
27637	Socket, Relay; 2 Pole	3	
244837	Stereo/Cd Player	1	
234736	Switch, 24V	1	
237688	Switch, 24V	4	
R13656	Switch, 24V	1	
234739	Switch, Dimmer, 17W	1	
236488	Switch, On/Off/On (24V)	1	
249382	Switch, Rocker, (24VDC, 3-Pos)	1	
236489	Switch, Wiper (24V)	2	

### Hose Kits

Allied P/N	Description	Quantity on Machine	Order Quantity
589018	Hose Kit, Boom Assembly 583821	1	
588569	Hose Kit, Hydraulic System Carriage 587854	1	
588581	Hose Kit, Remote Lube Sys, Carriage 587856	1	
240714	Hose Assy, Air Cleaner Installation 587871	1	
590493	Hose Kit, Fuel System 587875	1	
588573	Hose Kit, Hydraulic System Chassis 587881	1	
590922	Hose Kit, Hydraulic System Steering 587883	1	
589004	Hose Kit, Hydraulic System Hoist Cyl 581056	1	
588576	Hose Kit, Valve Module 587885	1	
589002	Hose Kit, Hydraulic System Tilt 581053	1	
588579	Hose Kit, Hydraulic Sys Transmission 587887	1	
588580	Hose Kit, Hydraulic System Brake 587889	1	
590927	Hose Kit, Fire Suppression System 587893	1	
590929	Hose Kit, Air Cond/Heater/Comp 587906	1	
590930	Hose Kit, Radiator/CAC 587936	1	
590469	Hose Kit, Hydraulic System Seat 588643	1	
590485	Hose Kit, Hyd Sys Seat to Bulkhead 589200	1	

## Suggested Spares Guide L130F-109

### Bushings and Pins

Allied P/N	Description	Quantity on Machine	Order Quantity
505350	Steering Cyl Base End Bushing	2	
500290	Steering Cyl Base End Pin	2	
204502	Steering Cyl Rod End Bearing	2	
501253	Steering Cyl Rod End Pin	2	
505568	Hoist Cyl Base End Bushing	4	
505887	Hoist Cyl Base End Pin	2	
561170	Hoist Cyl Rod End Bushing	2	
561306	Hoist Cyl Rod End Pin	1	
558381	Tilt Cyl Extention Pin	2	
570286	Tilt Cyl Base End Bushing	2	
570219	Tilt Cyl Base End Pin	2	
204503	Tilt Cyl Rod End Bushing	2	
558423	Tilt Cyl Rod End Pin	1	
534117	HD Cyl Base End Bushing	4	
558363	HD Cyl Base End Pin	2	
510012	HD Cyl Rod End Bushing	2	
558362	HD Cyl Rod End Pin	2	
558159	HD Arm @ Pivot Bushing	4	
558364	HD Arm @ Pivot Pin	2	
534177	KO Cyl Base End Bushing	4	
558363	KO Cyl Base End Pin	2	
510012	KO Cyl Rod End Bushing	2	
558362	KO Cyl Rod End Pin	2	
558159	KO Arm @ Pivot Bushing	4	
558364	KO Arm @ Pivot Pin	2	
505206	Aux Cyl Base End Bushing	4	
558326	Aux Cyl Base End Pin	2	
558325	Aux Cyl Rod End Pin	2	
558336	Aux Arm @ Pivot Bushing	4	
560618	Aux Arm @ Pivot Pin	2	
517115	Aux Arm @ Aux Cyl Bushing	2	
570232	Stab Bar Front Top Bushing	2	
570332	Stab Bar Front Bottom Bushing	2	
570319	Stab Bar Front Bottom Bushing	4	
570333	Stab Bar Front Bottom Pin	2	
244433	Stab Bar Front Bottom Pin L. Nut	2	
570232	Stab Bar Rear Top Bushing	2	

**Suggested Spares Guide L130F-109****Bushings and Pins (continued)**

Allied P/N	Description	Quantity on Machine	Order Quantity
570319	Stab Bar Rear Top Bushing	4	
570233	Stab Bar Rear Top Pin	2	
570232	Stab Bar Rear Bottom Bushing	2	
570319	Stab Bar Rear Bottom Bushing	4	
570233	Stab Bar Rear Bottom Pin	2	
561170	Boom to Carriage Bushing	2	
561517	Boom to Carriage Pin	1	
561170	Boom to Chassis Bushing	2	
561518	Boom to Chassis Pin	1	
558366	Tine Pin	2	

**Tines and Arms**

Allied P/N	Description	Quantity on Machine	Order Quantity
573236	HD Arm	2	
558171	KO Arm	2	
560611	Aux Arm	2	
578326	Tine	2	

### Suggested Spares Guide L130F-109

#### Bearings

Allied P/N	Description	Quantity on Machine	Order Quantity
212198	Bearing Cup (Tailpost) Top	1	
212199	Bearing Cone (Tailpost) Top	1	
214471	Bearing Cup (Tailpost) Bottom	1	
234204	Bearing Cone (Tailpost) Bottom	1	
204603	Bearing Cone Inner (Rear Wheel)	2	
240839	Bearing Cone Outer (Rear Wheel)	2	
225380	Cup, Bearing, Front Axle	2	
225381	Cone, Bearing, Front Axle	2	
225385	Cup, Bearing, Front Axle	1	
225386	Cone, Bearing, Front Axle	1	
225391	Cup, Bearing, Front Axle	3	
225392	Cone, Bearing, Front Axle	1	
225400	Cone, Bearing, Front Axle	1	
225403	Cone, Bearing, Front Axle	1	
225433	Bearing, Roller, Planet Assembly, Front Axle	12	
239215	Bearing, Planet Assembly, Front Axle	12	
225480	Bearing, Axle Housing Group, Front Axle	2	
225463	Bearing Cup, Wheel Hub Group, Front Axle	4	
225464	Bearing Cone, Wheel Hub Group, Front Axle	4	
247036	Bearing, Roller, Transmission	2	
212247	Bearing, Transmission	2	
247041	Bearing, Idler Shaft, Transmission	1	
247045	Bearing Cup, Transmission	2	
247046	Bearing Cone, Transmission	2	
212272	Bearing, Transmission	2	
212278	Bearing Assy, Transmission	2	
212289	Bearing Cone, Transmission	2	
206540	Bearing Cup, Transmission	2	
240238	Bearing, Roller, Transmission	2	
222872	Bearing Cup, Transmission	4	
222871	Bearing Cone, Transmission	4	
219769	Bearing Cone, Transmission	2	
202852	Bearing Cup, Transmission	2	
219772	Bearing Cup, Transmission	2	
219773	Bearing Cone, Transmission	2	
241547	Bearing, Transmission	1	
240157	Bearing, Transmission	1	
R7019578	Bearing, Transmission	1	

## Suggested Spares Guide L130F-109

### Bearings (continued)

Allied P/N	Description	Quantity on Machine	Order Quantity
212506	Bearing, Torque Converter	1	
212489	Bearing, Torque Converter	1	
212491	Bearing, Torque Converter	1	
212470	Bearing Cup, Torque Converter	1	
212469	Bearing Cone, Torque Converter	1	
212434	Bearing Cone, Torque Converter	2	
203110	Bearing Cup, Torque Converter	2	
212521	Bearing, Torque Converter	1	
212432	Bearing Cup, Torque Converter	1	
212448	Bearing Cone, Torque Converter	1	

### Miscellaneous Parts / Seals

Allied P/N	Description	Quantity on Machine	Order Quantity
224744	Hydraulic Tank Breather Element	1	
561108	Hydraulic Tank Dipstick	1	
562468	Return Filter Cover Plate Gasket	1	
R1904878		3	
215733		2	
224226	Elbow, Air Intake (Rubber)	2	
224354		1	
228425		2	
243652	Tube, Radiator	190	
250669	Seal, Locking (Radiator)	190	
250670	Seal (Radiator)	190	
250680	Tube, Aftercooler	190	
226663	Grommet (Aftercooler)	190	
226664	Grommet, Locking Groove (Aftercooler)	190	
249617	Bellows, Remote Control Valve 249361	1	
250655	Bellows, Remote Control Valve 250367	1	
259196	Seat Suspension	1	
225465	Seal Assembly, Wheel	2	
27360	Gasket, Cooling Pump	1	
505499	Gasket, Tandem, Mounting	1	
505499	Gasket, Steering Pump, Mounting	1	
R235961	Gasket, Transmission Charge Pump	1	
226184	Gasket, Brake/Pilot	1	
226184	Gasket, Steering Pump Rear Face	1	

## Suggested Spares Guide L130F-109

### Safety Stock

Allied P/N	Description	Quantity on Machine	Order Quantity
256298	Converter	1	
587578	Pump, Cooling	1	
245520	Pump, Steering	1	
258358	Pump, Brake/Pilot	1	
245289	Pump, Implements	1	
222452	Pump, Charge	1	
254090	Vane Motor, Cooling	2	
247471	Transmission	1	
225033	Differential & Carrier Assy	1	
225035	Planet Carrier Assy Stg 1	2	
225036	Planet Carrier Assy Stg 2	2	
225037	Axle Shaft	2	
568618	Tailpost	1	
586000	Driveline	1	
250084	. Cross Assembly	1	
254488	. Cross Assembly	1	
249022	Driveline	1	
250090	. Cross Assembly	2	
572698	Cylinder, HD	2	
572699	Cylinder, KO	2	
558313	Cylinder, Aux	2	
569848	Cylinder, Steering	2	
572338	Cylinder, Hoist	2	
576111	Cylinder, Tilt	2	
250637	Valve, Hoist & Tilt	1	
234082	Valve, Flow Amplifier	1	
587577	Valve, HD/KO	2	



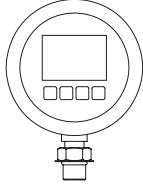

**Suggested Spares Guide L130F-109****Rebuild Kits/Components**

Allied P/N	Description	Quantity on Machine	Order Quantity
581995	Service Kit, Parking Brake	2	
225524	Service Seal Kit, Parking Brake	2	
588589	Service Kit, Differential	1	
588686	Service Kit, Differential - Input Section	1	
588723	Service Kit, Tailpost	1	
225383	Service Kit, Spiral Bevel Gear Set	1	
588571	Service Kit, 1st & 2nd Planet Assembly	2	
575226	Service Kit, Planet Assembly-Brg & Spacer	2	
588578	Service Kit, Wheel Hub Bearing & Seal	2	
566419	Service Kit, HD Cyl	2	
566419	Service Kit, KO Cyl	2	
566408	Service Kit, Steering Cyl	1	
572337	Service Kit, Hoist Cyl	2	
576112	Service Kit, Tilt Cyl	2	
251100	Service Kit, Hoist/Tilt Valve	1	
251101	Service Seal Kit, Hoist/Tilt Valve	1	
251102	Service Seal Kit, Hoist/Tilt Valve	1	
234639	Service Kit, Flow Amplifier	1	
588585	Service Kit, HD/KO Valve	2	
583010	Service Kit, Transmission	1	
570774	Service Kit, Converter	1	
257099	Kit, Flexplate	1	


# Diagnostic Tools

Order from Allied Systems  
Service Parts Department  
503-625-2560.

**906601**  
Kit, Digital Pressure Gauge  
W/Female QD Connector  
0 to 8700 PSI

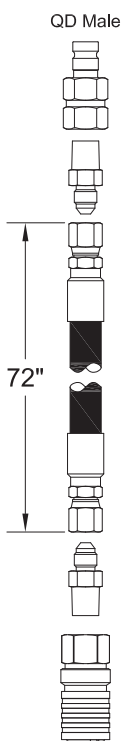



QD Female



**69778**  
Multi-Meter, 12 Function  
AC/DC Voltage & Current, Resistance,  
Capacitance, Frequency, Type K & IR  
Temperature, Diode/Continuity, Duty Cycle  
Non-Contact InfraRed Thermometer  
CAT III Test Leads  
Type K Bead Wire Temp Probe

QD Male




72"

QD Female

**69782**  
Kit, Hose Assembly, W/QD Both Ends

QD Male




144"

QD Female


**70381**  
Kit, Hose Assembly, W/QD Both Ends

QD Male




1/8 NPT Male  
**R14038**

QD Male




1/8 NPT Female  
**R14045**

QD Male



#6 JIC Female  
**236625**

QD Male




#8 JIC Female  
**253326**

QD Male



1/4 NPT Female  
**228040**

QD Male



#4 JIC Female  
**R330325**

QD Male



#4 SAE Male  
**R14040**

QD Male



#6 SAE Male  
**R14082**

## Diagnostic Tools

Allied P/N	Description	On-Hand Quantity (Recommended)	Order Quantity
906601	0 to 8700 PSI Digital Pressure Gauge W/QD Connector	1	
69778	Multi-Meter, 12 Function	1	
69782	Kit, 72" Hose Assembly, W/QD on Both Ends	1	
70381	Kit, 144" Hose Assembly, W/QD on Both Ends	1	
R14038	Fitting, QD Male x 1/8 NPT Male	1	
R14045	Fitting, QD Male x 1/8 NPT Female	1	
236625	Fitting, QD Male x #6 JIC Female	1	
253326	Fitting, QD Male x #8 JIC Female	1	
228040	Fitting, QD Male x 1/4 NPT Female	1	
R330325	Fitting, QD Male x #4 JIC Female	1	
R14040	Fitting, QD Male x #4 SAE Male	1	
R14082	Fitting, QD Male x #6 SAE Male	1	

## Tools

Allied P/N	Description	On-Hand Quantity (Recommended)	Order Quantity
226672	Breaker Tool, Radiator Tubes	1	
226671	Installation Tool, Radiator Tubes	1	
252920	Lube Brush, Seal & Tube End	1	
259069	Header Plate Hole Cleaning Brush	1	
243274	Accumulator Recharge Valve	1	
509574	Air Hose Kit	1	
558533	Fire Extinguisher Wrench	1	
537788	Spindle Nut Wrench	1	
588466	Socket Set, 3/8Dr 3/8 To 7/8 22PC	1	
588467	Socket Set, 1/2Dr 3/8 To 1-1/4 30PC	1	
588468	Socket Set, 3/4Dr 7/8 To 2-3/8 29PC	1	
588469	Wrench Set 5/16 To 2-1/2 31PC	1	
588527	Hex Key Set, .025" To 5/8"	1	

## Every 10 Hours / Daily

### Shift Maintenance Checklist

Note general vehicle condition. Clear away all collected debris - steam clean if necessary. Check for mechanical damage and loose or leaking components. Report all faults to maintenance department. Always refer to manufactures (e.g. engine, transmission, converter) maintenance manual before performing any maintenance.

Before Starting Engine, Check the Following:				
Ref	Component	OK	NO	ADD
1	ENGINE (Check oil level - check for leaks. Check crankcase breather tube for sludge, ice)			
2	FUEL-WATER SEPARATOR (Drain into container, dispose of according to local regulations)			
3	BELTS (Check tension - check for damage - change as required)			
4	HYDRAULIC TANK (Check oil level - check for leaks)			
5	RADIATOR & OIL COOLER (Check coolant level - check for leaks; are fins clean and unobstructed?)			
6	AIR CLEANER/INTAKE SYSTEM, CHARGE-AIR PIPING (Check indicator - clean / change element as required, empty dust cup, check for leaks / damage. Check all piping and hoses for leaks, holes, cracks, or loose connections)			
7	COOLING FAN (Check for cracks, loose rivits, and bent or loose blades - securely mounted)			
8	WHEELS & TIRES (Check condition and pressure)			
9	AIR TANK (Check drain valves for correct operation)			
10	LUBRICATE CHASSIS (Refer to lube chart)			
11	WALK AROUND INSPECTION OF STRUCTURE (Check welds, leaks, damaged components, etc...)			
12	FIRE SAFETY CHECK (Check for accumulated debris in engine compartment, etc)			
13	FIRE SUPPRESSION SYSTEMS (Verify certifications are current)			

After Starting Engine, Check the Following:				
Ref	Component	OK	NO	ADD
14	ENGINE (Does it sound normal?)			
15	INSTRUMENTS (Check for normal readings)			
16	CONTROLS (Check for normal operation)			
17	EXHAUST SYSTEM (Check for leaks and excessive smoke)			
18	TRANSMISSION (After warming to operation temp, check oil level - check for leaks)			

Note Anything Abnormal or in Need of Repair:		
Component	Comments	
LIGHTS		
DEFROSTER		
REVERSE WARNING HORN		
HORN		
WINDSHIELD WIPERS		
HEATER		
AIR CONDITIONER		

OPERATOR \_\_\_\_\_  
 SUPERVISOR \_\_\_\_\_  
 DATE \_\_\_\_\_  
 MODEL L130F  
 SERIAL No 045109  
 HOUR METER \_\_\_\_\_

## Every 50 Hours or Weekly

### Checklist

1	Repeat the 10 hour check	OK <input type="checkbox"/>	No <input type="checkbox"/>
2	Check for fluid leaks - oil, fuel, water, transmission	OK <input type="checkbox"/>	Repair <input type="checkbox"/>
3	Check wear indicator on wet disk brakes	OK <input type="checkbox"/>	Repair <input type="checkbox"/>
4	Check wheel lug nuts and studs mechanically	OK <input type="checkbox"/>	Repair <input type="checkbox"/>
5	Check battery electrolyte level	OK <input type="checkbox"/>	Add <input type="checkbox"/>
6	Lubricate chassis - refer to Lubrication chart	OK <input type="checkbox"/>	No <input type="checkbox"/>
7	Check for structural damage - inspect chassis & attachments for bending, cracking & broken welds	OK <input type="checkbox"/>	Repair <input type="checkbox"/>
8	Drain, flush and fill planetaries/differential carrier assembly (First 50 Hrs Only)	OK <input type="checkbox"/>	No <input type="checkbox"/>

### Consumables

Allied P/N	Description	Quantity Required for this Interval
219374	Grease, Mobilgrease XHP 222 Special	As Required
238206	Transmission Fluid, Mobil 424	As Required
219371	Hydraulic Oil; Mobil DTE 10 Excel 32	As Required
236077	Engine Oil	As Required
235720	Drive Axle Gear Oil	65 Gallons

MECHANIC \_\_\_\_\_

SUPERVISOR \_\_\_\_\_

DATE \_\_\_\_\_

MODEL L130F \_\_\_\_\_

SERIAL No 045109 \_\_\_\_\_

HOUR METER \_\_\_\_\_

### Every 250 Hours or Monthly

#### Checklist

1	Repeat the 50 hour check	OK <input type="checkbox"/>	No <input type="checkbox"/>
2	Take engine oil sample for analysis	OK <input type="checkbox"/>	No <input type="checkbox"/>
3	Change engine oil & filters	OK <input type="checkbox"/>	No <input type="checkbox"/>
4	Check supplemental coolant additive concentration	OK <input type="checkbox"/>	No <input type="checkbox"/>
5	Change Fuel Filter	OK <input type="checkbox"/>	OK <input type="checkbox"/>
6	Check antifreeze concentration	OK <input type="checkbox"/>	No <input type="checkbox"/>
7	Check fuel filter restriction, replace as necessary (Spin-On Type)	OK <input type="checkbox"/>	No <input type="checkbox"/>
8	Check axle differential oil level	OK <input type="checkbox"/>	Add <input type="checkbox"/>
9	Check axle planetary oil level	OK <input type="checkbox"/>	Add <input type="checkbox"/>
10	Change Coolant Filter	OK <input type="checkbox"/>	No <input type="checkbox"/>
11	Check all hydraulic pressures and record	OK <input type="checkbox"/>	No <input type="checkbox"/>

#### Consumables

Allied P/N	Description	Quantity Required for this Interval
236077	Engine Oil	10 Gallons
588563	Engine Oil Filter	1
588564	Fuel Filter	1
252945	Filter, Coolant	1

MECHANIC \_\_\_\_\_

SUPERVISOR \_\_\_\_\_

DATE \_\_\_\_\_

MODEL L130F \_\_\_\_\_

SERIAL No 045109 \_\_\_\_\_

HOUR METER \_\_\_\_\_

**Every 500 Hours or Quarterly****Checklist**

1	Repeat the 250 hour check and consumables	OK <input type="checkbox"/>	No <input type="checkbox"/>
2	Change Hydraulic filters	OK <input type="checkbox"/>	No <input type="checkbox"/>
3	Change Transmission filters	OK <input type="checkbox"/>	No <input type="checkbox"/>
4	Take oil samples from transmission, axle, and hydraulic system for analysis	OK <input type="checkbox"/>	No <input type="checkbox"/>
5	Check Accumulator pre-charge pressure	OK <input type="checkbox"/>	No <input type="checkbox"/>

**Consumables**

Allied P/N	Description	Quantity Required for this Interval
243458	Return Filter Elements	2
588192	Filter Service Kit, 40 GPM Hyd Filter	1
588191	Filter Service Kit, 100 GPM Hyd Filter	3
247429	Transmission Filter Element	2
251563	Transmission Strainer Element	1

MECHANIC \_\_\_\_\_

SUPERVISOR \_\_\_\_\_

DATE \_\_\_\_\_

MODEL L130F \_\_\_\_\_

SERIAL No 045109 \_\_\_\_\_

HOUR METER \_\_\_\_\_

### Every 1,000 Hours or Semi-Annually

#### Checklist

1	Repeat the 500 hour check	OK <input type="checkbox"/>	No <input type="checkbox"/>
2	Change transmission oil	OK <input type="checkbox"/>	No <input type="checkbox"/>
3	Clean and flush cooling system (Change coolant filter 1500 hrs/1 Year - Cummins)	OK <input type="checkbox"/>	No <input type="checkbox"/>
4	Check pins and bushings for wear	OK <input type="checkbox"/>	No <input type="checkbox"/>
5	Change Pressurizer Filter	OK <input type="checkbox"/>	No <input type="checkbox"/>
6	Steam clean machine, inspect for structural cracks	OK <input type="checkbox"/>	No <input type="checkbox"/>
7	Have ANSUL representative inspect and recertify fire suppression system	OK <input type="checkbox"/>	No <input type="checkbox"/>

#### Consumables

Allied P/N	Description	Quantity Required for this Interval
238206	Transmission Fluid, Mobil 424	30 Gallons
221340	Anti-Freeze, Premix 50/50	24 Gallons
258699	Filter, Pressurizer	1

MECHANIC \_\_\_\_\_

SUPERVISOR \_\_\_\_\_

DATE \_\_\_\_\_

MODEL L130F \_\_\_\_\_

SERIAL No 045109 \_\_\_\_\_

HOUR METER \_\_\_\_\_



**Every 2,000 Hours or Annually****Checklist**

1	Repeat the 1,000 hour check	OK <input type="checkbox"/>	No <input type="checkbox"/>
2	Drain, flush and fill differential	OK <input type="checkbox"/>	No <input type="checkbox"/>
3	Drain, flush and fill planetaries	OK <input type="checkbox"/>	No <input type="checkbox"/>
4	Change hydraulic oil	OK <input type="checkbox"/>	No <input type="checkbox"/>
5	Have Allied representative inspect machine (annually)	OK <input type="checkbox"/>	No <input type="checkbox"/>

**Consumables**

Allied P/N	Description	Quantity Required for this Interval
235720	Drive Axle Gear Oil	25 Gallons
219371	Hydraulic Oil; Mobil DTE 10 Excel 32	550 Gallons

MECHANIC \_\_\_\_\_

SUPERVISOR \_\_\_\_\_

DATE \_\_\_\_\_

MODEL L130F \_\_\_\_\_

SERIAL No 045109 \_\_\_\_\_

HOUR METER \_\_\_\_\_

## Major Overhaul

### Checklist

1	Replace all hydraulic hoses	OK <input type="checkbox"/>	No <input type="checkbox"/>
2	Rebuild drive axle	OK <input type="checkbox"/>	No <input type="checkbox"/>
3	Rebuild hydraulic cylinders	OK <input type="checkbox"/>	No <input type="checkbox"/>
4	Rebuild hydraulic valves	OK <input type="checkbox"/>	No <input type="checkbox"/>
5	Rebuild transmission	OK <input type="checkbox"/>	No <input type="checkbox"/>
6	Rebuild torque converter	OK <input type="checkbox"/>	No <input type="checkbox"/>

### Kits

Allied P/N	Description	Quantity Required for this Interval
588568	Hose Kit, Boom Assembly	1
588569	Hose Kit, Carriage Hyd System	1
588570	Hose Kit, Power Unit	1
588572	Hose Kit, Fuel System	1
588573	Hose Kit, Chassis Hyd System	1
209602	Hose Kit, Steering System	4
588574	Hose Kit, Hoist System	1
588575	Hose Kit, Tilt System	1
588576	Hose Kit, Valve Module	1
588579	Hose Kit, Transmission System	1
588580	Hose Kit, Brake System	1
588582	Hose Kit, Controls - Seat	1
588581	Hose Kit, Remote Lube System	1
225524	Service Kit, Parking Brake	2
588589	Service Kit, Differential	1
575226	Service Kit, Planet Assembly-Brg & Spacer	2
588571	Service Kit, 1st & 2nd Planet Assembly	1
566419	Service Kit, HD Cyl	2
	Service Kit, KO Cyl	2
566408	Service Kit, Steering Cyl	2
572337	Service Kit, Hoist Cyl	2
576112	Service Kit, Tilt Cyl	2
251100	Service Kit, Hoist/Tilt Valve	1
251101	Service Seal Kit, Hoist/Tilt Valve	1
251102	Service Seal Kit, Hoist/Tilt Valve	1
234639	Service Kit, Flow Amplifier	1
588585	Service Kit, HD/KO Valve	2
583010	Service Kit, Transmission	1
570774	Service Kit, Converter	1
257099	Kit, Flexplate	1

MECHANIC \_\_\_\_\_

SUPERVISOR \_\_\_\_\_

DATE \_\_\_\_\_

MODEL L130F \_\_\_\_\_

SERIAL No 045109 \_\_\_\_\_

HOUR METER \_\_\_\_\_