

Suggested Spares Guide L90C-330

Consumables, Approximate 1 Year Supply (calculated at 2000 hours/year)

Allied P/N	Description	Where Used	On-Hand Quantity (Recommended)	Order Quantity
238206	Hydraulic Oil		550 Gallons	
219374	Grease (chassis)		35 Lbs	
591654	Grease (driveline cross assemblies, seat platform swivel brg)		1 Case	
221340	Anti-Freeze, Premix 50/50		24 Gallons	
235720	Drive Axle Gear Oil		120 Lbs	
236077	Engine Oil		110 Gallons	
238206	Transmission Fluid		20 Gallons	
256249	Belt, Serpentine	590599	1	
589282	Belt, Serpentine	590600	1	
588564	Filter, Fuel	590600	12	
588563	Filter, Oil	590600	12	
252945	Filter, Coolant	590600	2	
258701	Element, Air Cleaner Assembly	258700	2	
258702	Safety Element, Air Cleaner Assembly	258700	2	
247429	Filter Element, Transmission (Dual Spin-On)	590567	4	
588191	Service Kit, 100 GPM HP Filter	587385	12	
588192	Service Kit, 40 GPM HP Filter	587036	4	
591574	Service Kit, Return Filter	243457	8	
258699	Filter Element, Cab Pressurizer	590805	1	
259015	Filter Element, Cab Pressurizer (Hi-Efficiency Option)	590805	1	
236397	Brake Lining, Disk Brake Caliper	587932	8	
581995	Brake Lining Kit, Parking Brake	244409	1	
258774	Wiper Blade Assembly	586385	4	

Suggested Spares Guide L90C-330**Section 2 - POWER UNIT**

Allied P/N	Description	Where Used	Quantity on Machine	Order Quantity
2-1	Engine			
202889	Switch, Oil Pressure	590599	1	
229301	Relay, Terminal Panel	590599	1	
209846	Hose Kit, Power Unit	590599	1	
203519	O-Ring	590599	1	
203523	O-Ring	590599	6	
226184	Gasket, Pump Mounting	590599	2	
237008	Shutoff Valve	590599	2	
505499	Gasket, Pump Mounting	590599	2	
R10663	O-Ring	590599	1	
R10664	O-Ring	590599	1	
256249	Belt, Serpentine	590599	1	
589282	Belt, Serpentine	590600	1	
588564	Filter, Fuel	590600	1	
588563	Filter, Oil	590600	1	
252945	Filter, Coolant	590600	1	
591097	Alternator	590600	1	
591098	Starter	590600	1	
249309	Compressor, Engine	590599	1	
590499	Water Pump	590600	1	

Suggested Spares Guide L90C-330

Section 2 - POWER UNIT

Allied P/N	Description	Where Used	Quantity on Machine	Order Quantity
2-4 Fuel				
590458	Hose Kit, Fuel System, QSX15	589233	1	
227988	Filler/Breather, Fuel Tank	589233	1	
2-5 Air Intake & Exhaust				
240714	Hose Kit, Air Cleaner Installation	590565	1	
258701	Element, Air Cleaner Assembly	258700	2	
258702	Safety Element, Air Cleaner Assembly	258700	2	
218903	Valve, Vacuator	258700	2	
215733	Rubber Elbow (90°, 6" ID)	590565	2	
224226	Rubber Elbow (45°, 7" ID)	590565	2	
224354	Rubber Elbow (90°, 7"-6" ID)	590565	1	
228425	Rubber Elbow (45°, 7"-6" ID)	590565	2	
R1904878	Rubber Elbow (90°, 6" ID)	590565	2	
588143	Rubber Elbow (90°, 6"-5" ID)	590565	1	
2-6 Cooling				
243652	Tube (Radiator)	588648	175	
250669	Seal, Bottom (Radiator)	588648	175	
250670	Seal, Top (Radiator)	588648	175	
224222	Vibration Dampener	590564	2	
252047	Seal, Flap	590564	9	
249129	Seal Kit	590564	1	
591899	Kit, Hose, Radiator	590564	1	
226663	Grommet	257158	117	
226664	Grommet	257158	117	
250680	Tube	257158	117	

Suggested Spares Guide L90C-330

Section 3 - DRIVETRAIN

Allied P/N	Description	Where Used	Quantity on Machine	Order Quantity
3-2 Transmission and Converter				
591989	Transmission	591997	1	
587623	. Service Kit	591989	1	
247429	Filter Element, Transmission (Dual Spin-On)	590567	2	
203446	O-Ring, Hyd Sys-Trans	590567	1	
203516	O-Ring, Hyd Sys-Trans	590567	2	
590933	Hose Kit, Transmission Circuit	590567	1	
578293	Valve, Module	590567	1	
256295	Converter	590599	1	
587619	. Service Kit	256295	1	
257364	O-Ring, Valve, Regulating	247461	1	
R235961	Gasket, Pump, Converter	256295	1	
257099	Kit, Flexplate, 17", Power Unit	590599	1	
3-3 Drivelines				
249020	Driveline Assembly	587396	1	
215403	. Cross Assembly	249020	2	
249025	Driveline Assembly	587396	1	
250090	. Cross Assembly	249025	2	

Suggested Spares Guide L90C-330

Section 3 - DRIVETRAIN

Allied P/N	Description	Where Used	Quantity on Machine	Order Quantity
3-4	Axles			
577696	Tailfork Installation		1	
204540	. Bearing Cone, Tailfork Installation	577696	2	
204603	. Bearing Cone, Tailfork Installation	577696	2	
212198	. Bearing Cup, Tailfork Installation	577696	1	
212199	. Bearing Cone, Tailfork Installation	577696	1	
214471	. Bearing Cup, Tailfork Installation	577696	1	
214472	. Bearing Cone, Tailfork Installation	577696	1	
221672	. Bushing, Tailfork Installation	577696	2	
203564	. O-Ring, Tailfork Installation	577696	2	
208870	. Seal, Tailfork Installation	577696	2	
214464	. Seal, Tailfork Installation	577696	1	
508834	. Seal, Race, Tailfork Installation	577696	2	
580231	Front Axle Installation		1	
200268	. Breather, Axle Installation	580231	1	
547338	. Axle Shaft, Front Axle	580231	2	
587932	. Brake Caliper, Front Axle	580231	4	
570246	. . Seal Kit	587932	4	
236397	. . Brake Lining	587932	8	
580699	. Wheel End & Differential Kit, Front Axle	580231	1	
217456	. . O-Ring	580699	1	
587563	. . Service Kit	580699	1	
580700	. . Differential & Carrier Assembly	580699	1	
584264	. . . Service Kit	580700	1	
217706	. . . Ring & Pinion Set	580700	1	
234545	. . . Differential Sub-Assembly	580700	1	
211953	. . Planet Carrier Assembly	580699	2	
587562	. . . Service Kit	211953	2	
577287	Pin, Parking Brake Installation	577281	2	
3-5	Wheels & Tires			
590015	Rear Wheel Assembly		2	
590038	. Rim Assembly	590015	2	
589990	. Tire	590015	2	
590036	Front Wheel Assembly		2	
586424	. Rim Assembly	590036	2	
589992	. Tire	590036	2	

Suggested Spares Guide L90C-330

Section 4 - BRAKE SYSTEM

Allied P/N	Description	Where Used	Quantity on Machine	Order Quantity
4-1	Systems			
591149	Hose Kit, Hydraulic System Brakes	590569	1	
4-3	Supply Components			
245411	Accumulator	590569	3	
249129	. Seal Kit	245411	3	
593471	. Sleeve Tool for Piston Loading; 4" Bore Accumulator	245411	1	
4-4	Control Components			
585549	Valve, Brake Manifold Assembly	590569	1	
232514	. Cartridge, Valve	585549	2	
242335	.. Seal Kit	232514	1	
233943	. Cartridge, Valve	585549	2	
242335	.. Seal Kit	233943	1	
242225	. Cartridge, Valve	585549	2	
242335	.. Seal Kit	242225	1	
244835	. Cartridge, Valve	585549	2	
242335	.. Seal Kit	244835	1	
256262	. Valve, Manifold Assembly	585549	2	
254539	.. Seal Kit	256262	1	
590184	Manifold Assembly, Fire System	590569	1	
590185	. Valve, Cartridge	590184	1	
591261	.. Seal Kit	590185	1	
229043	. Valve	590184	1	
242101	.. Seal Kit	229043	1	
4-5	Actuator Components			
244409	Parking Brake Caliper	577281	1	
581995	. Service Kit	244409	1	

Section 5 - HYDRAULIC SYSTEM

Allied P/N	Description	Where Used	Quantity on Machine	Order Quantity
5-1	Systems & Circuits			
245334	Filter Indicator, Elec/Vis	592454	1	
586918	Sender, Oil Temp	592454	1	
590486	Hose Kit, Hydraulic System Seat to Bulkhead	589201	1	
591019	Hose Kit, Hydraulic System Chassis	592454	1	
590609	Hose Kit, Hoist and Tilt	590607	1	
590469	Hose Kit, Hydraulic System Seat	590758	1	
591185	Hose Kit, Hydraulic System Steering	591184	1	
590658	Hose Kit, Hydraulic System Carriage	590676	1	
203519	O-Ring	590607	2	

Suggested Spares Guide L90C-330

Section 5 - HYDRAULIC SYSTEM

Allied P/N	Description	Where Used	Quantity on Machine	Order Quantity
5-2	Pumps			
222452	Pump, Converter Charging	256295	1	
245520	Pump, Steering	590599	1	
246783	. Seal Kit	245520	1	
247010	Pump, Implement	590599	1	
246774	. Seal Kit	247010	1	
589113	Pump, Brake / Pilot	590599	1	
589734	. Seal Kit	589113	1	
5-3	Valves			
587577	Holddown/Kickoff Valve Assembly	592478	2	
588585	. Seal Kit	587577	2	
588592	. Cartridge, Valve	587577	2	
588587	. . Seal & Spring Kit	588592	2	
250108	. Cartridge, Valve	587577	2	
588588	. . Seal & Spring Kit	250108	2	
250637	Valve, Hoist & Tilt	592478	1	
251091	. Cartridge, Valve	250637	2	
251100	. . Service Kit Port Relief Valve	250637	2	
251101	. Seal Kit	250637	1	
251102	. Seal Kit	250637	1	
251078	. Cartridge, Valve	250637	1	
234990	Valve, Steering Flow Amplifier	592478	1	
234623	. Cartridge, Valve	234990	1	
234833	. Cartridge, Valve	234990	1	
234639	. Service Kit	234990	1	
234081	Steering Unit	590645	1	
234815	. Seal Kit	234081	1	
589619	Remote Control Valve	590647	1	
249617	. Bellows, Remote Control Valve	589619	1	
586775	Remote Control Valve	589376	1	
249617	. Bellows, Remote Control Valve	586775	1	
588609	Manifold, Accumulator Charge	592454	1	
590511	. Cartridge, Valve	588609	1	
2501643	. . Seal Kit	590511	1	
243785	. Cartridge, Valve	588609	1	
242335	. . Seal Kit	243785	1	
589045	. Accumulator Sense Valve	588609	1	
252566	. . Seal Kit	589045	1	
589046	. Element, Modulating, Manifold Assembly	588609	1	

Section 5 - HYDRAULIC SYSTEM

Allied P/N	Description	Where Used	Quantity on Machine	Order Quantity
5-3	Valves			
64850	. . Seal Kit	589046	1	
243786	. Cartridge, Valve	588609	1	
251170	. . Seal Kit	243786	1	
589032	. Valve	588609	1	
589043	. . Seal Kit	589032	1	
235622	. Cartridge, Valve	588609	1	
242101	. . Seal Kit	235622	1	
586199	Manifold-Hoist & Tilt	590607	1	
234481	. Cartridge, Valve	586199	1	
21199	Valve, Flow Control	592478	2	
586918	Sender, Oil Temp, Valve Module	592478	1	
592479	Hose Kit, Valve Module	592478	1	
5-4	Cylinders			
562940	Pin, Tilt Cylinder Installation	586457	2	
565059	Bushing, Tilt Cylinder Installation	586457	2	
586456	Cylinder Assembly, Tilt	586457	2	
533666	. Bushing	586456	2	
568937	. Service Packing Kit	586456	1	
524403	Cylinder Assembly, Aux HD	586789	2	
566412	. Service Kit	524403	2	
505206	. Bushing, Barrel & Eye	524403	4	
505603	. Bushing, Stem & Eye Assy	524403	2	
505609	. Bushing	524403	2	
526164	Cylinder Assembly, Kickoff	586789	2	
566412	. Service Kit	526164	2	
505206	. Bushing, Barrel & Eye	526164	4	
505880	. Bushing, Stem Assy	526164	4	
505609	. Bushing	526164	2	
574867	Cylinder Assembly, Holddown	586789	2	
566413	. Service Kit	574867	2	
505603	. Bushing, Stem & Eye Assy	574867	2	
505206	. Bushing, Barrel & Eye	574867	4	
505657	. Bushing	574867	2	
505887	Pin, Hoist Cylinder Installation	W10615	2	
562896	Cylinder Assembly, Hoist	W10615	2	
566401	. Service Kit	562896	2	
505568	. Bushing, Barrel & Eye	562896	4	
533666	. Bushing	562896	2	
500290	Pin, Steering Cylinder Installation	W10970	2	
569848	Cylinder Assembly, Steering	W10970	2	
566408	. Service Kit	569848	2	
204502	. Spherical Bearing, Stem & Eye Assy	569848	2	
505350	. Bushing, Barrel & Base Assy	569848	4	

Section 5 - HYDRAULIC SYSTEM

Allied P/N	Description	Where Used	Quantity on Machine	Order Quantity
5-5	Filters			
588191	Service Kit, 100 GPM HP Filter	587385	3	
588192	Service Kit, 40 GPM HP Filter	587036	1	
591574	Service Kit, Return Filter	243457	2	

Section 6 - ELECTRICAL SYSTEM

Allied P/N	Description	Where Used	Quantity on Machine	Order Quantity
6-1	Systems & Circuits			
259080	Floodlight	586163	1	
R19361	Alarm	586163	1	
6-2	Components			
259080	Floodlight	586167	2	
259080	Floodlight	586913	4	
200220	Battery, 12V	590568	2	
230729	Sending Unit, Fuel Level	590568	1	
591795	Battery Disconnect Switch	590568	1	
259080	Floodlight	589679	4	
214802	O-Ring	574276	1	
22635	Diode, 1 Amp	590976	8	
22632	Relay	590976	3	
238891	Relay	590976	3	

Section 7 - CAB & COWL

Allied P/N	Description	Where Used	Quantity on Machine	Order Quantity
7-1	Basic Structure			
258774	Wiper Blade Assembly	593635	2	
586386	Glass, Front Windshield, Curved	586385	1	
586621	Glass, Rear Windshield	586385	1	
586622	Glass, Rear RH	586385	1	
586623	Glass, Rear LH	586385	1	
586619	Glass, RH Door, Upper	591401	1	
586620	Glass, RH Door, Lower	591401	1	
586617	Glass, LH Door, Upper	591402	1	
586618	Glass, LH Door, Lower	591402	1	
258685	Door Handle, RH	591401	1	
258685	Door Handle, LH	591402	1	

Section 7 - CAB & COWL

Allied P/N	Description	Where Used	Quantity on Machine	Order Quantity
7-1	Basic Structure			
254962	Connector, ECM	593635	1	
234245	Hose Kit, Cab Assy	593635	16FT	
203037	Molding, Locking Key (Window Molding)	586385	25FT	
258638	Molding, Self Lock, Window	586385	25FT	
224222	Vibration Dampener	590561	4	
7-2	Instruments & Controls			
249693	Gauge, Engine Coolant	586437	1	
251325	Gauge, Engine Oil Pressure	586437	1	
249694	Plug (PVJR, 6-Way W/Resistor)	587924	1	
251326	Gauge, Voltmeter	587924	1	
254934	Gauge, Aux Oil Temp	587924	1	
254935	Gauge, Aux Oil Press	587924	1	
255254	Alarm, Audible	587924	1	
258707	Gauge, Fuel Level	587924	1	
588432	Green LED	587925	6	
588433	Yellow LED	587925	1	
586917	Gauge, Oil Temp	587926	1	
223062	Circuit Breaker, 2 Amp	589281	1	
223065	Circuit Breaker, 5 Amp	589281	2	
223067	Circuit Breaker, 15 Amp	589281	5	
223069	Circuit Breaker, 30 Amp	589281	1	
223377	Circuit Breaker, 20 Amp	589281	3	
22632	Relay	589281	2	
22635	Diode, 1 Amp, 400V	589281	3	
229301	Relay, Terminal Panel	589281	2	
229306	Circuit Breaker, 10 Amp	589281	7	
232908	Relay, Junction Box	589281	1	
232909	Socket - Relay	589281	1	
238891	Relay	589281	2	
22632	Relay	591314	2	
22635	Diode, 1 Amp, 400V	591314	2	
232903	Power Converter	591314	1	
232908	Relay, Junction Box	591314	1	
232909	Socket - Relay	591314	1	
234736	Switch	591314	2	
234739	Switch	591314	1	
235217	Connector, Female	591314	60	
236488	Switch	591314	1	
237688	Switch	591314	4	
238891	Relay	591314	2	
239174	Switch	591314	2	
242950	Fuse, 1A, Junction Box	591314	26	
247209	Terminal Block	591314	5	
249692	Display Module	591314	1	
588431	Red LED	591314	2	
588432	Green LED	591314	6	

Section 7 - CAB & COWL

Allied P/N	Description	Where Used	Quantity on Machine	Order Quantity
7-2	Instruments & Controls			
R13656	Switch	591314	1	
ELC7531010	Potentiometer	591314	1	
GAG0001133	Hour Meter	591314	1	
R10547	Buzzer	591314	1	
R13656	Switch	591314	1	
589376	Joystick Assembly, 3-Button	590646	1	
588939	. Handle, Joystick; 3 Button	589376	1	
590647	Joystick Assembly, 2-Button	590646	1	
588940	. Handle, Joystick; 2 Button	590647	1	
7-3	Miscellaneous			
243304	Bearing Cup	590638	2	
243305	Bearing Cone	590638	2	
22645	Diode	590638	2	
238891	Relay	258674	1	
207155	Ignition Switch	590645	1	
225649	Light, Red, Emergency Brake	590646	1	
234264	Control Unit, Park Brake	590646	1	
234736	Switch	590646	3	
236488	Switch	590646	1	
232906	Light, Flashing Amber	590911	1	
259220	Horn, 24 Vdc	590911	1	
240151	O-Ring	590638	2	
215096	Safety Belt	590646	1	
589080	Kit, Seatbelt Hardware, Operator's Seat	590646	1	
586692	Driveline Assembly	590645	1	
587270	. Cross Assembly	586692	1	
258699	Filter Element, Cab Pressurizer	590805	1	
259015	Filter Element, Cab Pressurizer (Hi-Efficiency Option)	590805	1	
591383	Hose Kit, Air Conditioner/Heater	591382	1	
589053	Fan	591382	1	
208264	Grommet	591382	1	
245394	Rubber Elbow	591382	1	
254487	Elbow, Nylon	591382	2	
258674	Condenser	591382	1	
589079	Gasket	591382	1	
590074	AC/Heater	591382	1	

Section 8 - FRAME & ATTACHMENTS


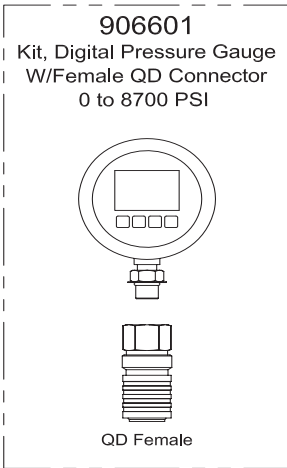
Allied P/N	Description	Where Used	Quantity on Machine	Order Quantity
8-1	Frame & Attachments			
590637	Boom Assembly		1	
561170	. Bushing, Boom Assy	580241	6	
561306	. Pin, Boom Assy	590637	1	
563280	. Pin, Boom Assy	590637	3	
563504	. Pin, Boom Assy	590637	1	
590558	Chassis Assembly		1	
563700	. Pin, Chassis Assy	590558	2	
211398	. Drain Cock, Chassis Assy	590558	1	
224744	. Breather, Hydraulic Tank, Chassis Assy	590558	1	
561108	. Dipstick - Hydraulic Oil, Chassis Assy	590558	1	
555064	. Gasket, Manhole Cover	590558	2	
562468	. Gasket, Return Filter Cover Plate	590558	1	
586789	Carriage Assembly		1	
500418	. Pin, Carriage Assy	586789	4	
505202	. Pin, Carriage Assy	586789	2	
505841	. Pin, Carriage Assy	586789	2	
525424	. Pin, Carriage Assy	586789	2	
526294	. Pin Assembly, Carriage Assy	586789	2	
527477	. Pin, Carriage Assy	586789	2	
541616	. Pin, Carriage Assy	586789	2	
561170	. Bushing, Carriage Assy	586789	2	
562851	. Pin, Carriage Assy	586789	1	
562852	. Pin, Carriage Assy	586789	1	
563280	. Pin, Carriage Assy	586789	3	
573783	. Pin Assembly, Carriage Assy	586789	4	
526133	. Tine, Carriage Assy	586789	2	
574516	. Kickoff, Carriage Assy	586789	2	
501571	.. Bushing, KO	574516	2	
534117	.. Bushing, KO	574516	4	
579450	. Holddown, Carriage Assy	586789	2	
534117	.. Bushing, HD	579450	4	
580280	. LH Aux HD Arm, Carriage Assy	586789	1	
523541	.. Bushing, LH Aux HD	580280	2	
580281	. RH Aux HD Arm, Carriage Assy	586789	1	
523541	.. Bushing, RH Aux HD	580281	2	

Section 9 - ACCESSORIES & OPTIONS

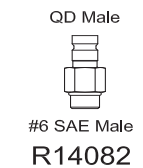
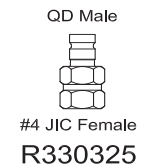
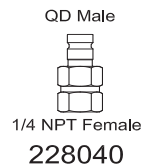
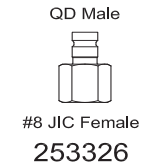
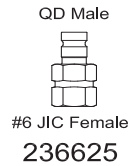
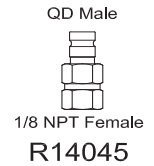
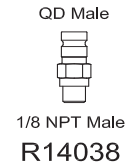
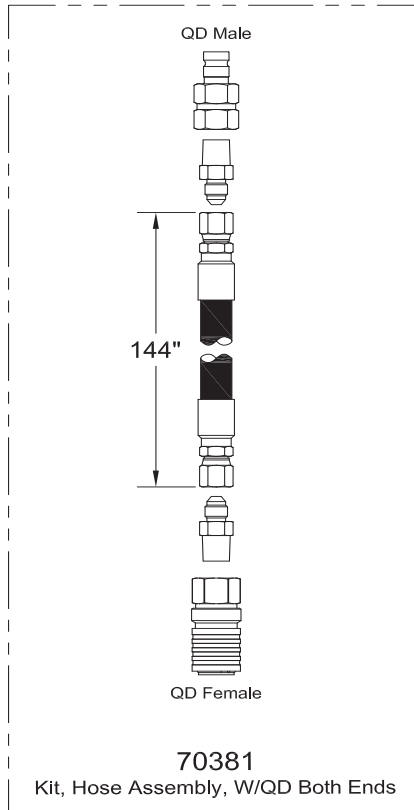
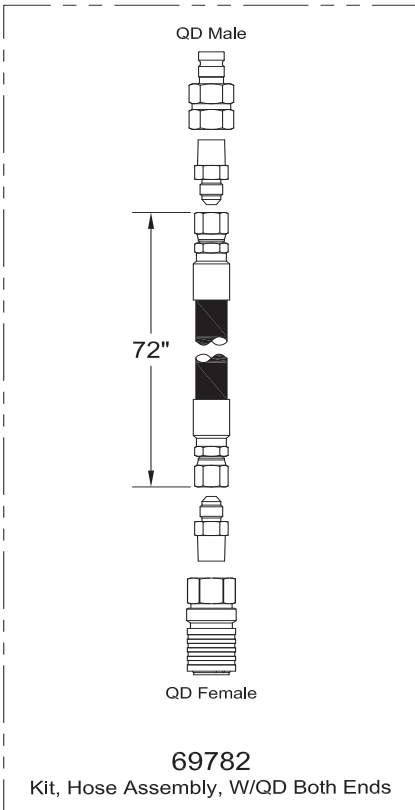
Allied P/N	Description	Where Used	Quantity on Machine	Order Quantity
9-1	Accessories & Options			
249803	Battery, 3.6 VDC, Fire Detection System	587003	1	
212052	Fire Extinguisher	582769	2	
590725	Hose Kit, Fire Suppression System	590575	1	

Diagnostic Tools

Order from Allied Systems
Service Parts Department
503-625-2560.



69778
Multi-Meter, 12 Function
AC/DC Voltage & Current, Resistance,
Capacitance, Frequency, Type K & IR
Temperature, Diode/Continuity, Duty Cycle
Non-Contact InfraRed Thermometer
CAT III Test Leads
Type K Bead Wire Temp Probe



Tools

Allied P/N	Description	On-Hand Quantity (Recommended)	Order Quantity
226672	Breaker Tool, Radiator Tubes	1	
226671	Installation Tool, Radiator Tubes	1	
252920	Lube Brush, Seal & Tube End	1	
259069	Header Plate Hole Cleaning Brush	1	
243274	Accumulator Recharge Valve	1	
509574	Air Hose Kit	1	
537788	Spindle Nut Wrench	1	
588466	Socket Set; 3/8Dr 3/8 To 7/8 22PC	1	
588467	Socket Set; 1/2Dr 3/8 To 1-1/4 30PC	1	
588468	Socket Set; 3/4Dr 7/8 To 2-3/8 29PC	1	
588530	3/8 DR 6mm-19mm 12 Point	1	
588529	1/2 DR 10mm-26mm 12 Point	1	
588469	Wrench Set; 5/16 To 2-1/2 31PC	1	
588528	Wrench Set; 7mm-24mm, 18 PC	1	
588527	Hex Key Set; .025" To 5/8"	1	
588526	Hex Key Sets; .07mm-17mm, 15 PC	1	
556042	Wrench - Swivel Nut	1	
558533	Fire Extinguisher Wrench	1	

Diagnostic Tools

Allied P/N	Description	On-Hand Quantity (Recommended)	Order Quantity
906601	0 to 8700 PSI Digital Pressure Gauge W/QD Connector	1	
69778	Multi-Meter; 12 Function	1	
69782	Kit; 72" Hose Assembly W/QD on Both Ends	1	
70381	Kit; 144" Hose Assembly W/QD on Both Ends	1	
R14038	Fitting; QD Male x 1/8 NPT Male	1	
R14045	Fitting; QD Male x 1/8 NPT Female	1	
236625	Fitting; QD Male x #6 JIC Female	1	
253326	Fitting; QD Male x #8 JIC Female	1	
228040	Fitting; QD Male x 1/4 NPT Female	1	
R330325	Fitting; QD Male x #4 JIC Female	1	
R14040	Fitting; QD Male x #4 SAE Male	1	
R14082	Fitting; QD Male x #6 SAE Male	1	

Every 10 Hours / Daily

Shift Maintenance Checklist

Note general vehicle condition. Clear away all collected debris - steam clean if necessary. Check for mechanical damage and loose or leaking components. Report all faults to maintenance department. **Always refer to manufactures (e.g. engine, transmission, converter) maintenance manual before performing any maintenance.**

Before Starting Engine, Check the Following:				
Ref	Component	OK	NO	ADD
1	ENGINE (Check oil level - check for leaks)			
2	V-BELTS (Check tension - check for damage - change as required)			
3	HYDRAULIC TANK (Check oil level - check for leaks)			
4	RADIATOR & OIL COOLER (Check coolant level - check for leaks; are fins clean and unobstructed?)			
5	AIR CLEANER/INTAKE SYSTEM (Check indicator - clean / change element as required, empty dust cup, check for leaks / damage)			
6	ENGINE BELTS (Check for adjustment and wear)			
7	WHEELS & TIRES (Check condition and pressure)			
8	AIR TANK (Check drain valves for correct operation)			
9	LUBRICATE CHASSIS (Refer to lube chart)			
10	WALK AROUND INSPECTION OF STRUCTURE (Check welds, leaks, damaged components, etc...)			
11	FIRE SAFETY CHECK (Check for accumulated debris in engine compartment, etc)			
12	FIRE SUPPRESSION SYSTEMS (Verify certifications are current)			

After Starting Engine, Check the Following:				
Ref	Component	OK	NO	ADD
13	ENGINE (Does it sound normal?)			
14	INSTRUMENTS (Check for normal readings)			
15	CONTROLS (Check for normal operation)			
16	EXHAUST SYSTEM (Check for leaks and excessive smoke)			
17	TRANSMISSION (After warming to operation temp, check oil level - check for leaks)			

Note Anything Abnormal or in Need of Repair:		
Component	Comments	
LIGHTS		
DEFROSTER		
REVERSE WARNING HORN		
HORN		
WINDSHIELD WIPERS		
HEATER		
AIR CONDITIONER		

OPERATOR _____

SUPERVISOR _____

DATE _____

MODEL L90C _____

SERIAL No 039330 _____

HOUR METER _____

First 50 Hours

Checklist

1	Check fluid levels - differentials, planetaries	OK <input type="checkbox"/>	Add <input type="checkbox"/>
2	Check hydraulic system - hoses, fittings	OK <input type="checkbox"/>	Repair <input type="checkbox"/>
3	Check battery - cables & connections	OK <input type="checkbox"/>	Repair <input type="checkbox"/>
4	Check all driveline capscrews - torque to spec. See service forms 80-1057 Torque Specification Chart & 80-627 Driveline Service.	OK <input type="checkbox"/>	No <input type="checkbox"/>
5	Check electrical system - lights, options, connections	OK <input type="checkbox"/>	No <input type="checkbox"/>
6	Check expander pins - torque to spec. (center hinge & steering cylinder pins)	OK <input type="checkbox"/>	No <input type="checkbox"/>
7	Check all pins, bushings and load bearing hardware	OK <input type="checkbox"/>	No <input type="checkbox"/>
8	Check accumulator pre-charge (if applicable)	OK <input type="checkbox"/>	No <input type="checkbox"/>

Consumables				
Allied P/N	Description	Section in Parts Book	Where Used	Quantity Required for this Interval
235720	Drive Axle Gear Oil			*As Required

*See manufacturer service manual

MECHANIC _____

SUPERVISOR _____

DATE _____

MODEL L90C _____

SERIAL No 039330 _____

HOUR METER _____

Every 50 Hours or Weekly

Checklist

1	Repeat the 10 hour check	OK <input type="checkbox"/>	No <input type="checkbox"/>
2	Check for fluid leaks - oil, fuel, water, transmission	OK <input type="checkbox"/>	Repair <input type="checkbox"/>
3	Check wheel lug nuts and studs mechanically	OK <input type="checkbox"/>	Repair <input type="checkbox"/>
4	Check battery electrolyte level	OK <input type="checkbox"/>	Add <input type="checkbox"/>
5	Lubricate chassis & driveline cross assemblies	OK <input type="checkbox"/>	No <input type="checkbox"/>
6	Record engine rpm	High _____	Low _____
7	Check for structural damage - inspect chassis & attachments for bending, cracking & broken welds	OK <input type="checkbox"/>	Repair <input type="checkbox"/>

Consumables

Allied P/N	Description	Section in Parts Book	Where Used	Quantity Required for this Interval
219374	Grease (for chassis)		Various	As Required
591654	Grease (for driveline cross assemblies)	3-3	587396	As Required
238206	Transmission Fluid	3-2	591989	*As Required
238206	Hydraulic Oil	8-1	590558	As Required
235720	Drive Axle Gear Oil	3-4	580231	*As Required
236077	Engine Oil	2-1	590600	*As Required

* See manufacturer service manual

MECHANIC _____

SUPERVISOR _____

DATE _____

MODEL L90C _____

SERIAL No 039330 _____

HOUR METER _____

Every 250 Hours or Monthly

Checklist

1	Repeat the 50 hour check	OK <input type="checkbox"/>	No <input type="checkbox"/>
2	Take engine oil sample for analysis	OK <input type="checkbox"/>	No <input type="checkbox"/>
3	Change engine oil & filters	OK <input type="checkbox"/>	No <input type="checkbox"/>
4	Check axle differential oil level	OK <input type="checkbox"/>	Add <input type="checkbox"/>
5	Change fuel filters	OK <input type="checkbox"/>	Add <input type="checkbox"/>
6	Check axle planetary oil level	OK <input type="checkbox"/>	Add <input type="checkbox"/>
7	Change water treatment element	OK <input type="checkbox"/>	No <input type="checkbox"/>
8	Check all hydraulic pressures and record	OK <input type="checkbox"/>	No <input type="checkbox"/>
9	Check fire suppression actuator	OK <input type="checkbox"/>	No <input type="checkbox"/>
10	Inspect brake system & components	OK <input type="checkbox"/>	No <input type="checkbox"/>
11	Check and adjust the parking brake (if required)	OK <input type="checkbox"/>	No <input type="checkbox"/>
12	Lubricate Seat Platform Swivel Bearing	OK <input type="checkbox"/>	No <input type="checkbox"/>

Consumables

Allied P/N	Description	Section in Parts Book	Where Used	Quantity Required for this Interval
591654	Grease (for seat platform swivel)		590638	As Required
236077	Engine Oil	2-1	590600	*As Required
588563	Filter Element, Engine Oil	2-1	590600	*1
588564	Filter Element, Fuel	2-1	590600	*1

*See manufacturer service manual

MECHANIC _____
 SUPERVISOR _____
 DATE _____
 MODEL L90C _____
 SERIAL No 039330 _____
 HOUR METER _____

Every 500 Hours or Quarterly

Checklist

1	Repeat the 250 hour check	OK <input type="checkbox"/>	No <input type="checkbox"/>
3	Change hydraulic filters (clean hydraulic oil strainers)	OK <input type="checkbox"/>	No <input type="checkbox"/>
4	Change transmission filters	OK <input type="checkbox"/>	No <input type="checkbox"/>
5	Take oil samples from transmission, axle, and hydraulic system for analysis	OK <input type="checkbox"/>	No <input type="checkbox"/>
6	Check accumulator pre-charge pressure	OK <input type="checkbox"/>	No <input type="checkbox"/>

Consumables

Allied P/N	Description	Section in Parts Book	Where Used	Quantity Required for this Interval
591574	Service Kit, Return Filter	5-5	243457	2
247429	Filter Element, Transmission	3-2	590567	1
588191	Service Kit, 100 GPM HP Filter	5-5	587385	3
588192	Service Kit, 40 GPM HP Filter	5-5	587036	1

*See manufacturer service manual

MECHANIC _____

SUPERVISOR _____

DATE _____

MODEL L90C _____

SERIAL No 039330 _____

HOUR METER _____

Every 1,000 Hours or Semi-Annually

Checklist

1	Repeat the 500 hour check	OK <input type="checkbox"/>	No <input type="checkbox"/>
2	Change transmission oil	OK <input type="checkbox"/>	No <input type="checkbox"/>
3	Clean and flush cooling system & replace filter	OK <input type="checkbox"/>	No <input type="checkbox"/>
4	Check pins and bushings for wear	OK <input type="checkbox"/>	No <input type="checkbox"/>
5	Steam clean machine, inspect for structural cracks	OK <input type="checkbox"/>	No <input type="checkbox"/>
6	Drivelines - See service form 80-627, Driveline Service & Maintenance.	OK <input type="checkbox"/>	No <input type="checkbox"/>
7	Have ANSUL representative inspect and recertify fire suppression system	OK <input type="checkbox"/>	No <input type="checkbox"/>

Consumables

Allied P/N	Description	Section in Parts Book	Where Used	Quantity Required for this Interval
238206	Transmission Fluid	3-2	591989	*As Required
252945	Coolant Filter	2-1	590600	1

*See manufacturer service manual

MECHANIC _____

SUPERVISOR _____

DATE _____

MODEL L90C _____

SERIAL No 039330 _____

HOUR METER _____

Every 2,000 Hours or Annually

Checklist

1	Repeat the 1,000 hour check	OK <input type="checkbox"/>	No <input type="checkbox"/>
2	Drain, flush and fill differential	OK <input type="checkbox"/>	No <input type="checkbox"/>
3	Drain, flush and fill planetaries	OK <input type="checkbox"/>	No <input type="checkbox"/>
4	Change hydraulic oil	OK <input type="checkbox"/>	No <input type="checkbox"/>
5	Check wheel bearing preload and adjust if necessary	OK <input type="checkbox"/>	No <input type="checkbox"/>
6	Have Allied representative inspect machine (annually)	OK <input type="checkbox"/>	No <input type="checkbox"/>

Consumables

Allied P/N	Description	Section in Parts Book	Where Used	Quantity Required for this Interval
235720	Drive Axle Gear Oil	3-4	580231	*As Required
238206	Hydraulic Oil	8-1	590558	As Required

*See manufacturer service manual

MECHANIC _____

SUPERVISOR _____

DATE _____

MODEL L90C _____

SERIAL No 039330 _____

HOUR METER _____

Every 3,000 Hours

Checklist

1	Drivelines - Inspect slip splines for wear (backlash). See service form 80-627, Driveline Service & Maintenance.	OK <input type="checkbox"/>	No <input type="checkbox"/>
---	--	-----------------------------	-----------------------------

MECHANIC _____
SUPERVISOR _____
DATE _____
MODEL L90C _____
SERIAL No 039330 _____
HOUR METER _____

Major Overhaul

Checklist

1	Replace all hydraulic hoses	OK <input type="checkbox"/>	No <input type="checkbox"/>
2	Rebuild drive axle	OK <input type="checkbox"/>	No <input type="checkbox"/>
3	Perform Non-Destructive Testing (NDT) on axle spindles and axle extension mount ring. Mark and rotate spindle 90°.	OK <input type="checkbox"/>	No <input type="checkbox"/>
4	Rebuild hydraulic cylinders	OK <input type="checkbox"/>	No <input type="checkbox"/>
5	Rebuild hydraulic valves	OK <input type="checkbox"/>	No <input type="checkbox"/>
6	Rebuild transmission	OK <input type="checkbox"/>	No <input type="checkbox"/>
7	Rebuild torque converter	OK <input type="checkbox"/>	No <input type="checkbox"/>

Consumables

Allied P/N	Description	Section in Parts Book	Where Used	Quantity Required for this Interval
251100	Service Kit, Hoist & Tilt Valve	5-3	250637	1
251101	Seal Kit, Hoist & Tilt Valve	5-3	250637	1
251102	Seal Kit, Hoist & Tilt Valve	5-3	250637	1
251091	Cartridge, Valve	5-3	250637	2
588585	Service Kit, Holddown & Kickoff Valve	5-3	587577	2
588592	Cartridge, Valve	5-3	587577	2
250108	Cartridge, Valve	5-3	587577	12
234623	Cartridge, Valve	5-3	234990	1
234833	Cartridge, Valve	5-3	234990	1
590511	Cartridge, Valve	5-3	588609	1
243785	Cartridge, Valve	5-3	588609	1
589045	Accumulator Sense Valve	5-3	588609	1
243786	Cartridge, Valve	5-3	588609	1
589032	Valve, Manifold Assembly	5-3	588609	1
235622	Cartridge, Valve	5-3	588609	1
589046	Element, Modulating, Manifold Assembly	5-3	588609	1
234481	Cartridge, Valve	5-3	586199	2
232514	Cartridge, Valve	4-3	585549	2
233943	Cartridge, Valve	4-3	585549	2
242225	Cartridge, Valve	4-3	585549	2
244835	Cartridge, Valve	4-3	585549	2
256262	Cartridge, Valve	4-3	585549	2
590185	Cartridge, Valve	4-3	590184	1

MECHANIC _____

SUPERVISOR _____

DATE _____

MODEL L90C _____

SERIAL No 039330 _____

HOUR METER _____

Major Overhaul

Consumables				
Allied P/N	Description	Section in Parts Book	Where Used	Quantity Required for this Interval
229043	Cartridge, Valve	4-3	590184	1
587623	Service Kit, Transmission	3-2	591997	1
587619	Service Kit, Converter	3-2	256295	1
257099	Kit, Flexplate	2-1	590599	1
587563	Service Kit, Front Axle	3-4	580699	1
584264	Service Kit, Differential & Carrier - Front	3-4	580700	1
587562	Service Kit, Planet Carrier Assembly - Front	3-4	211953	2
589734	Seal Kit, Pump	5-2	589113	1
246774	Seal Kit, Pump	5-2	247010	1
246783	Seal Kit, Pump	5-2	245520	1
568937	Service Kit, Tilt Cylinder	5-4	586456	2
566408	Service Kit, Steering Cylinder	5-4	569848	2
566412	Service Kit, HD Cylinder	5-4	524403	2
566412	Service Kit, KO Cylinder	5-4	526164	2
566401	Service Kit, Hoist Cylinder	5-4	562896	2
570246	Service Kit, Disk Brake	3-4	587932	4
209846	Hose Kit, Power Unit	2-1	590599	1
591899	Hose Kit, Radiator	2-6	590564	1
590458	Hose Kit, Fuel System, QSX15	2-4	589233	1
240714	Hose Kit, Air Cleaner Installation	2-5	590565	1
590933	Hose Kit, Transmission Circuit	3-2	590567	1
591149	Hose Kit, Hydraulic System Brakes	4-1	590569	1
590486	Hose Kit, Hydraulic System Seat to Bulkhead	5-1	589201	1
591019	Hose Kit, Hydraulic System Chassis	5-1	592454	1
590609	Hose Kit, Hoist and Tilt	5-1	590607	1
590469	Hose Kit, Hydraulic System Seat	5-1	590758	1
591185	Hose Kit, Hydraulic System Steering	5-1	591184	1
590658	Hose Kit, Hydraulic System Carriage	5-1	590676	1
592479	Hose Kit, Valve Module	5-3	592478	1
591383	Hose Kit, Air Conditioner/Heater	7-3	591382	1
234245	Hose Kit, Cab Assy	7-1	586385	16FT
590725	Hose Kit, Fire Suppression System	9-1	590575	1

MECHANIC _____

SUPERVISOR _____

DATE _____

MODEL L90C _____

SERIAL No 039330 _____

HOUR METER _____