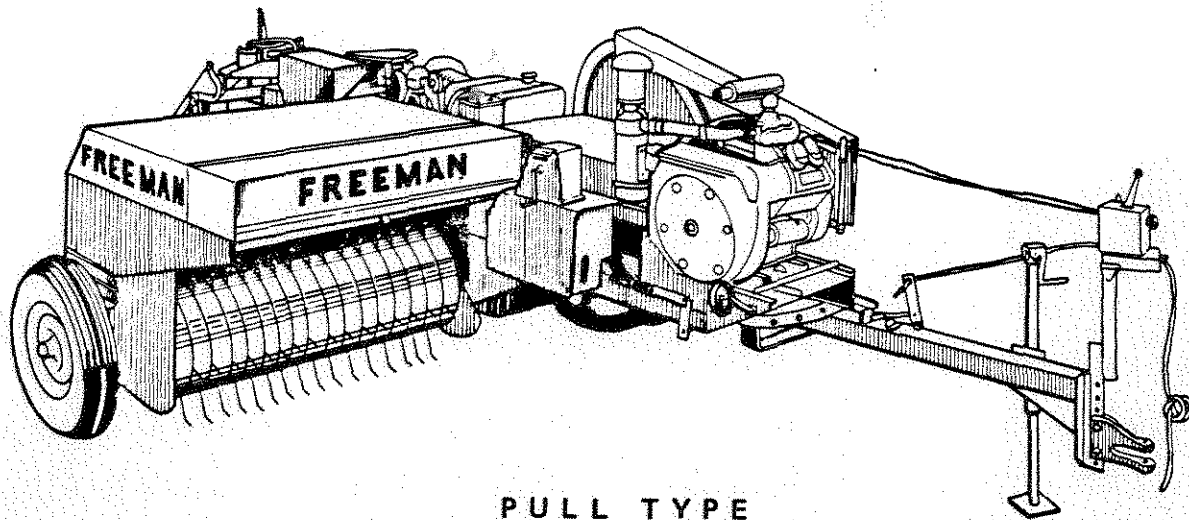


FREEMAN

Automatic Hay Baler

1976-77 Parts List




PULL TYPE
Model 330

manufactured and distributed by

J. A. FREEMAN & SON, INC.

PORTLAND, OREGON

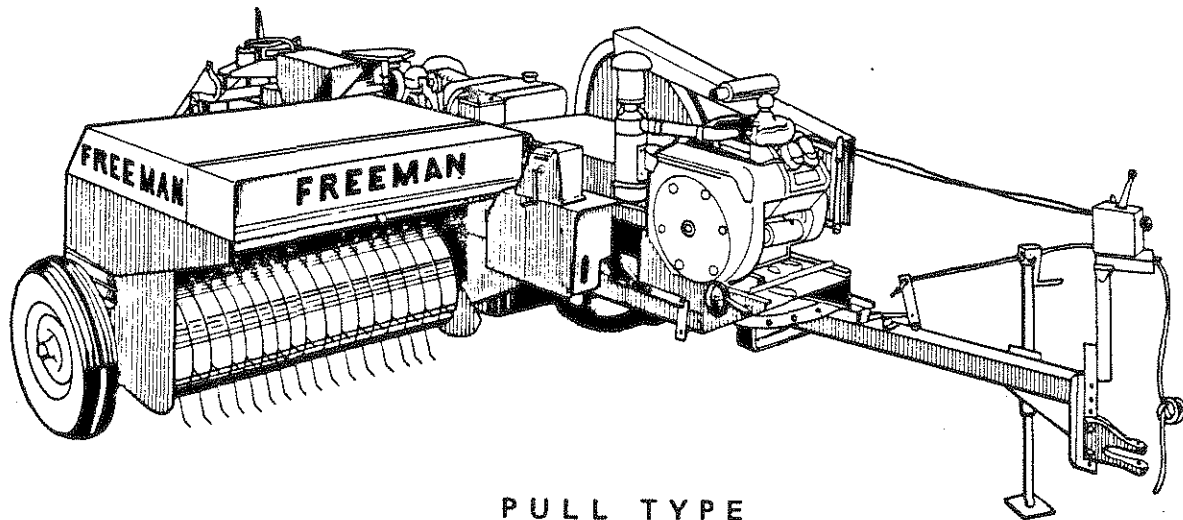
Printed in U.S.A. 6-77



FREEMAN

Automatic Hay Baler

1976-77 Parts List



PULL TYPE
Model 330

manufactured and distributed by

J. A. FREEMAN & SON, INC.




PORTLAND, OREGON

Printed in U.S.A. 6-77

1976-77
PARTS LIST

for
Model 330



POLICY

1. It is the policy of J.A. Freeman & Son, Inc. to constantly improve its products whenever it is practical to do so.
2. J.A. Freeman & Son, Inc. reserve the right to redesign or change its equipment or component parts thereof without incurring any obligation to install or furnish such changes on equipment previously delivered.
3. Unauthorized changes or additions to equipment manufactured by J.A. Freeman & Son, Inc. relieves the company of further responsibility for warranted operation and breakage replacement.

INSTRUCTIONS FOR ORDERING PARTS

1. Order by part number and description of part.
 - (a) Parts should NOT be ordered from illustration only.
 - (b) Parts should NOT be ordered from numbers on castings.
2. Order by baler serial number and model.
3. Much delay and confusion can be avoided if parts numbers are arranged in sequence on all orders.
4. State how to ship: whether by truck, stage, parcel post, air parcel post, UPS, or air freight.
5. Claims for shortage or error in handling of an order for parts must be made upon receipt of goods.
6. Address all orders for parts as follows:

J.A. Freeman & Són, Inc.
Parts Department,
2034 N.W. 27th Avenue,
Portland, Oregon 97210

Place serial number of machine here for your convenience:

Baler Serial No. _____

Motor Serial No. _____

Left and right of machine are understood to mean from a position facing in the direction of travel.

Permission must be secured before any parts are returned for credit. When parts are returned, the freight must be prepaid or arrangements made so that they can be brought in by our trucks.

"NOTE"

Parts are identified by reference numbers. See parts list for correct part numbers. DO NOT USE REFERENCE NUMBERS AS PART NUMBERS.

TABLE OF CONTENTS

Drawbar and engine mount	1
Flywheel and pinion shaft assembly	2
Bull gear and plunger connecting rod assembly	3, 4
Plunger assembly	5, 6
Bale chamber	7, 8
Axle assembly	9, 10
Pickup cylinder assembly	11
Pickup drive	12
Pickup feeder house, 77-	13
Pickup feeder house, -76	14
Crank arm shield	15
Throttle and tension control stand	16
Feed arm drive, feed arm and feed fork assembly	17, 18
Knotter drive and needle yoke assembly	19, 20
Knotter trip assembly	21
Knotter brake assembly	22
Wire knotter	23, 24
Wire box and guides	25, 26
Twine knotter, clutch and mounts	27, 28
Twine finger drive	29
Twine box and twine guides	30
Bale chute and weight indicator	31
Tension control ram assembly	32
Tension control bypass assembly	33
Tension control pump assembly	34
Drawbar and P.T.O. mount	35
P.T.O. clutch	36
P.T.O. rear drive line, 76	37
P.T.O. rear drive line, 77	38
P.T.O. front drive line	39
P.T.O. gear box	40
Fuel tank, battery and lights	41
Automatic luber	42
Extra items	43
Multi luber centralized lubrication system	44
Tension release kit	45
Bull gear luber assembly	46
Hay saver wheel assembly	47

INDEX

Part No.	Page No.	Part No.	Page No.	Part No.	Page No.	Part No.	Page No.
F7	12	F775	6	F1095	40	F1614	2
F8A	12	F776	6	F1106	39	F1617	21
F9A	20	F777	6, 43	F1107	39	F1618	21
F34	2	F778	4, 6	F1108	39	F1619	21
F55	4	F779	6	F1129	16	F1620	28
F72	2	F780	6	F1130	16	F1622	28
F73	1, 2	F781	6	F1131	16	F1623	28
F83	12	F800	43	F1132	2	F1629	6
F96	11	F817	2	F1134	4	F1632	21
F98	11	F822	18	F1189	18	F1633	24, 28
F99	28	F837	20	F1193	18	F1636	6
F100	11	F840	12	F1195	18	F1638	31
F101	11	F853	14	F1226	11	F1639	31
F122	1, 12	F856	20, 26, 30	F1392	20	F1643	18
F126	12	F857	20, 26, 30	F1407	40	F1654	47
F129	12	F862	41	F1409	40	F1661	4, 18
F159	29, 45	F878	1	F1410	40	F1675	43
F172	23, 33	F883	20	F1411	40	F1676	43
F183	1, 35	F886	2	F1412	36, 40	F1677	43
F188	20	F889	37, 38, 39	F1414	40	F1680	28
F212	10	F890	39	F1415	40	F1686	21
F213	10	F891	37	F1416	40	F1687	21
F220	20	F892	37	F1417	40	F1688	41
F221	2	F893	41	F1418	40	F1689	41
F225	4	F942	43	F1419	40	F1691	41
F227	6	F946	26	F1420	40	F1697	43
F246	20, 22, 24	F967	2, 4	F1421	40	F1699	43
F268	31	F967A	2, 4	F1433	16	F1702	20
F278	21	F967B	2, 4	F1441	4, 6	F1705	43
F281	13	F985	31		42, 46	F1706	43
F298	6	F986	6	F1451	16	F1720	40
F299	6	F987	31	F1452	16	F1721	2
F304	21	F988	31	F1497	41	F1728	37
F312	18	F990	31	F1499	41	F1736	41
F440	1, 20, 21	F993	31	F1511	43	F1760	44
	24, 35	F994	31	F1512	6	F1761	44
F497	8	F995	31	F1513	21	F1762	44
F498	2	F997	31	F1514	21	F1763	44
F525	30	F998	31	F1515	21	F1764	44
F600	8	F999	31	F1517	20, 21, 29	F1765	44
F635	21	F1002	16	F1531	21	F1766	44
F636	21	F1003	16	F1537	6	F1767	44
F637	21	F1004	16	F1549	20	F1768	44
F638	21	F1005	16	F1550	20	F1769	44
F649	43	F1006	16	F1551	20	F1770	44
F657	28	F1007	16	F1552	20	F1771	44
F658	28	F1008	16	F1556	18	F1772	44
F659	28	F1011	16	F1557	18	F1773	44
F698	2	F1012	16	F1559	18	F1774	44
F734	43	F1013	16	F1561	18	F1778	40
F735	43	F1014	16	F1563	13	F1779	40
F736	43	F1018	16	F1568	21	F1780	36, 40
F751	6	F1019	16	F1572	21, 22, 29	F1782	44
F753	20	F1020	16	F1576	24	F1783	44
F755	24, 28	F1025	16	F1589	20	F1784	44
F759	20	F1026	16	F1601	40	F1790	36
F760	20	F1076	40	F1603	18	F1791	36
F761	20	F1078	40	F1605	1	F1792	36
F765	2	F1083	40	F1607	1	F1793	36
F770	43	F1084	40	F1608	21	F1794	36
F772	6	F1085	40	F1609	6	F1795	36
F773	6	F1087	40	F1611	20	F1796	36
F774	6	F1093	40	F1613	2	F1797	36

INDEX

Part No.	Page No.	Part No.	Page No.	Part No.	Page No.	Part No.	Page No.
F1798	36	F1914	47	F7007	1, 35	F7231	26
F1799	36	F1915	41	F7010	1, 35	F7232	26
F1800	36			F7013	16	F7236	31
F1801	37, 38	F4014	20, 26	F7014	2	F7239	4, 13
F1802	37	F4015	20, 26	F7015	2	F7247	24
F1803	37, 38	F4016	20	F7031	4	F7248	23
F1804	37, 38	F4024	23	F7032	4	F7257	24
F1805	37, 38	F4030	24	F7033	4	F7275	13
F1806	37, 38	F4046	23	F7034	4	F7176	13
F1807	37, 38	F4050	18	F7035	4	F7283	1, 35
F1808	37, 38	F4067	26, 31	F7036	4	F7299	13, 14
F1809	37, 38	F4068	26, 31	F7037	4	F7312	23
F1810	37, 38	F4104	28	F7038	4	F7313	23
F1811	37, 38	F4115	24, 28	F7039	4	F7318	23
F1812	39	F4133	24, 28	F7040	4	F7329	23
F1813	37	F4134	24, 28	F7046	41	F7330	23
F1814	37	F4135	24, 28	F7049	41	F7337	2
F1815	37	F4136	24, 28	F7055	20	F7345	24
F1816	37, 38	F4137	24	F7062	23	F7346	24
F1817	37, 38	F4138	24	F7063	12, 24, 28	F7349	24
F1818	37, 38	F4159	24, 28	F7064	23	F7354	4
F1819	37, 38	F4160	24, 28	F7065	23	F7355	11
F1820	37	F4161	24, 28	F7069	24	F7356	11
F1821	37	F4163	26	F7072	24	F7358	4
F1822	37	F4190	26	F7075	23	F7363	35
F1823	39	F4191	26	F7076	23, 24	F7382	11
F1824	39	F4193	43	F7077	23	F7391	21
F1825	39	F4203	26	F7078	23	F7394	13, 14
F1826	39	F4204	26	F7079	23	F7397	20
F1827	39	F4205	20, 26	F7081	23	F7400	42
F1828	39	F4210	26	F7084	23	F7418	4
F1831	35	F4222	20, 26	F7085	23	F7430	1
F1833	35	F4224	26	F7086	23	F7431	24
F1834	35	F4225	26	F7087	23	F7432	24
F1835	35	F4228	26	F7089	23	F7437	2
F1846	39			F7127	14	F7438	4
F1847	39	F5159	26	F7142	14	F7439	6
F1839	35	F5233	41	F7143	14	F7448	22
F1855	44	F5264	16, 46	F7145	13, 14	F7449	22
F1856	44	F5499	41	F7146	11	F7450	22
F1857	44	F5545	16	F7148	11	F7451	22
F1858	44	F5554	16	F7149	11	F7452	22
F1889	21	F5559	16	F7151	11	F7453	22
F1890	21	F5842	41	F7152	13, 14	F7454	22
F1894	47	F5922	43	F7154	11	F7456	24
F1895	47	F5941	41	F7156	11	F7461	24, 28
F1896	47	F6003	29	F7157	13, 14	F7462	4
F1897	47	F6004	29	F7158	14	F7463	4
F1898	47	F6108	4	F7159	13, 14	F7472	13, 14
F1899	47	F6126	41	F7160	13, 14	F7482	14
F1900	47	F6127	41	F7164	13, 14	F7488	2
F1901	47	F6267	42	F7166	14	F7515	26
F1902	47	F6268	42	F7176	11	F7519	24, 28
F1903	47	F6317	26, 30	F7177	11	F7521	20
F1904	47	F6318	26, 30	F7180	11	F7522	20
F1905	47	F6577	41	F7186	11	F7523	20
F1906	47	F7000	2	F7187	11	F7524	20
F1907	47	F7001	1	F7190	11	F7526	20
F1908	47	F7002	1, 35	F7193	11	F7527	20
F1909	47	F7003	1, 35	F7194	1, 11, 35	F7528	22
F1911	47	F7004	1, 35	F7213	35	F7529	18
F1912	47	F7005	1, 35	F7227	21, 23	F7532	18
F1913	47	F7006	1, 35	F7230	26	F7533	18

INDEX

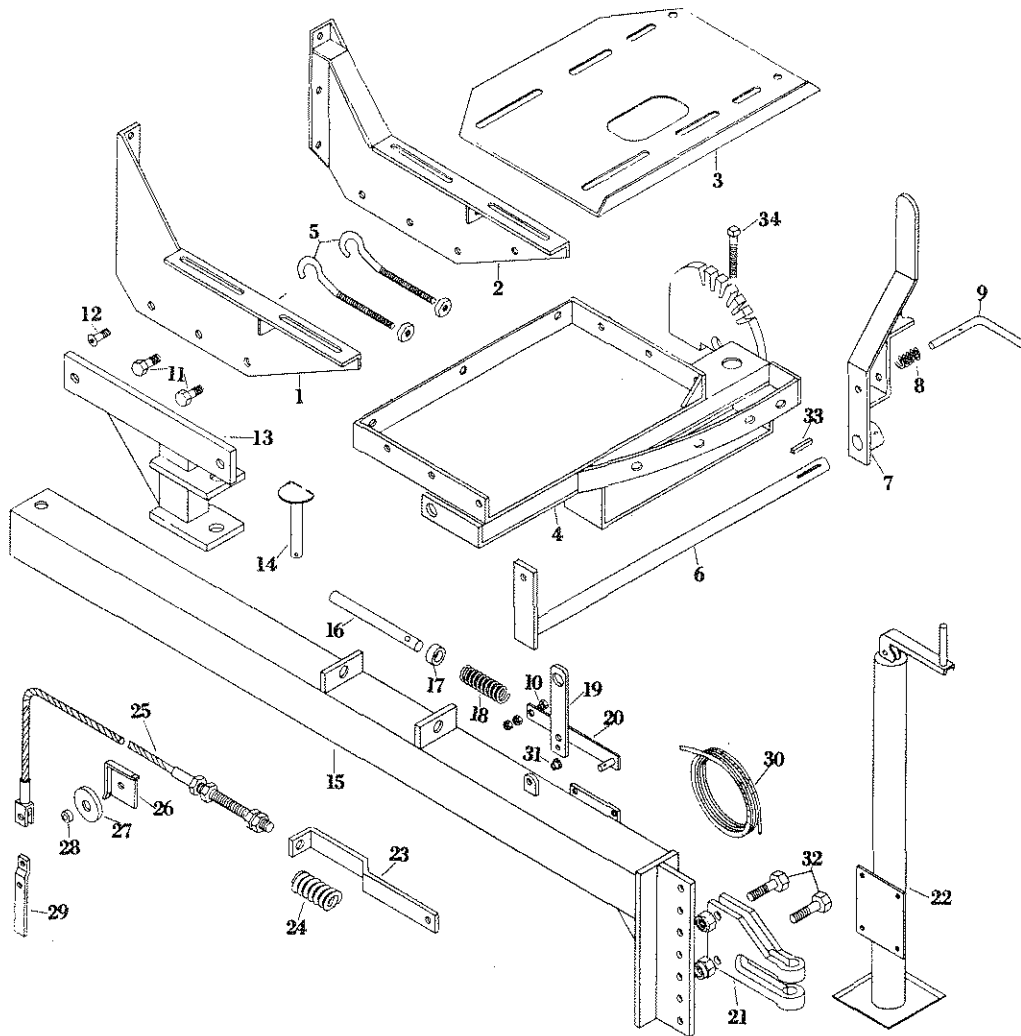
Part No.	Page No.	Part No.	Page No.	Part No.	Page No.	Part No.	Page No.
F7534	18	F7655	31	F7859	28	F7989	10
F7535	12	F7656	31	F7860	28	F7990	10
F7537	1	F7657	31	F7861	28	F7991	10
F7538	1, 35	F7658	31	F7862	28	F7992	10
F7539	1	F7659	31	F7867	28	F7993	10
F7540	1	F7661	31	F7868	28	F7994	10
F7541	1, 30	F7671	43	F7869	28	F7995	10
F7543	4	F7673	43	F7870	28	F7996	10
F7545	4	F7676	43	F7871	28	F7997	10
F7546	12	F7677	43	F7872	28	F7998	10
F7547	20	F7682	35	F7873	28	F7999	10
F7550	8	F7699	2	F7874	28	F8000	10
F7552	20	F7704	2	F7875	28	F8001	10
F7554	20	F7705	26	F7876	28	F8002	10
F7555	26, 30	F7707	1	F7882	28	F8003	10
F7556	26, 30	F7713	13, 14	F7883	28	F8004	10
F7557	26	F7714	13, 14	F7884	28	F8005	10
F7559	22	F7721	43	F7889	30	F8010	10
F7560	22	F7722	43	F7890	30	F8011	10
F7561	22	F7723	43, 46	F7891	30	F8012	10
F7565	1, 35	F7725	35	F7892	28	F8013	10
F7566	1, 35	F7727	43	F7893	28	F8014	10
F7567	1, 35	F7729	43	F7898	30	F8018	10
F7568	20	F7730	11	F7903	20	F8019	10
F7569	20	F7731	11	F7904	22, 28	F8020	10
F7570	24	F7732	11	F7911	20	F8021	10
F7571	24	F7734	11	F7914	4	F8022	21
F7572	11	F7735	6, 43, 46	F7916	4	F8023	21
F7573	11	F7737	8	F7917	4	F8028	10
F7579	13, 14	F7741	11	F7927	30	F8030	10
F7585	22, 45	F7742	41	F7928	30	F8049	28
F7586	22	F7743	41	F7929	30	F8050	28
F7587	22	F7750	10	F7930	30	F8051	28
F7588	20	F7756	10	F7931	30	F8052	28
F7590	1, 35	F7757	10	F7932	30	F8053	28
F7597	11	F7758	10	F7933	30	F8054	28
F7598	11	F7760	11	F7934	30	F8055	4
F7599	11	F7762	6	F7935	30	F8056	6
F7600	31	F7763	6	F7936	30	F8057	6
F7604	18	F7764	6	F7937	30	F8058	6
F7605	18	F7765	6	F7938	30	F8059	41
F7606	18	F7766	6	F7940	28	F8060	41
F7607	18	F7767	6	F7942	28	F8061	41
F7608	26	F7792	23	F7943	28	F8062	41
F7609	43	F7793	23	F7947	28	F8063	41
F7610	18	F7794	23	F7948	28	F8064	30
F7617	43	F7795	1, 35	F7949	28	F8067	41
F7624	31	F7796	23	F7958	29	F8068	28
F7626	43, 46	F7799	1	F7959	29	F8069	28
F7635	14	F7800	1	F7966	18	F8070	28
F7636	10	F7812	6	F7967	18	F8071	28
F7637	26	F7813	6	F7968	18	F8072	10
F7638	26	F7816	6	F7969	18	F8075	4
F7639	26	F7818	6	F7970	18	F8076	4
F7640	26	F7819	6	F7971	18	F8077	4
F7641	26	F7822	6	F7973	20, 30	F8078	4
F7642	26	F7825	6	F7976	28	F8079	4
F7643	26	F7826	6	F7977	28	F8080	4
F7644	26	F7827	8	F7978	28	F8082	6
F7645	26	F7828	8	F7980	24	F8083	20
F7651	4	F7845	20	F7985	30	F8084	20
F7652	20	F7848	35	F7987	28	F8086	20
F7654	13, 14	F7849	35	F7988	28	F8090	12

INDEX

Part No.	Page No.	Part No.	Page No.	Part No.	Page No.	Part No.	Page No.
F8091	12	F8179	39	F8280	28	F8382	11
F8092	12	F8180	39	F8281	4	F8383	11
F8095	29	F8181	39	F8282	42	F8384	29
F8100	4	F8183	10	F8283	42	F8385	4
F8102	11	F8184	10	F8284	42	F8386	4
F8103	11	F8185	18	F8285	42		
F8104	20	F8186	18	F8286	42	FT12	32
F8105	20	F8187	18	F8287	42	FT13	32
F8112	20	F8188	41	F8288	42	FT14	32
F8113	11	F8189	41	F8289	42	FT15	32
F8120	8	F8190	41	F8290	42	FT19	32
F8121	8	F8191	41	F8291	42	FT50	33
F8123	8	F8192	1, 35	F8292	42	FT53	33
F8124	8	F8193	1, 35	F8296	18	FT54	33
F8125	8	F8194	30	F8301	41	FT55	33
F8126	18	F8196	42	F8302	41	FT58	33
F8127	18	F8197	42	F8303	41	FT62	33
F8128	18	F8198	42	F8304	41	FT63	33
F8129	18	F8199	42	F8305	41	FT74	43
F8130	18	F8200	42	F8306	42	FT75	32
F8131	18	F8201	42	F8307	1	FT87	33
F8132	18	F8202	42	F8311	26	FT103	34, 46
F8133	18	F8203	42	F8312	4, 6	FT123	33
F8134	18	F8204	42		42, 46	FT137	32
F8135	18	F8205	42	F8315	18	FT171	42, 46
F8136	18	F8206	42	F8322	4	FT178	33
F8137	18	F8207	42	F8324	36	FT179	33
F8138	18	F8208	42	F8325	36	FT184	33
F8139	18	F8209	34, 42	F8326	41	FT185	33
F8140	18	F8210	42	F8327	41	FT188	33
F8141	18	F8211	42	F8330	29	FT191	33, 34
F8143	29	F8221	34, 46	F8331	34	FT192	33
F8144	29	F8227	34, 46	F8334	18	FT193	33, 34
F8146	29	F8228	42	F8335	29	FT194	33
F8147	29	F8229	4	F8336	12	FT209	33
F8148	4	F8230	4	F8337	12	FT210	33
F8149	4	F8231	18	F8338	12	FT211	33
F8152	8	F8233	18	F8339	12	FT213	33
F8153	8	F8234	2	F8343	10	FT215	8
F8154	20	F8235	18	F8344	10	FT216	32
F8155	8	F8245	18	F8345	10	FT217	32
F8156	8	F8246	18	F8346	10	FT218	32
F8158	14	F8147	18	F8347	10	FT219	32, 34
F8159	14	F8249	18	F8348	10	FT220	32
F8160	14	F8250	18	F8349	8	FT221	32, 33
F8161	14	F8251	18	F8350	8	FT223	33
F8162	12	F8252	18	F8351	18	FT224	33
F8163	12	F8253	18	F8352	8	FT225	33
F8164	41	F8254	18	F8353	8	FT231	32
F8165	6	F8255	18	F8354	8	FT232	32
F8166	6	F8256	18	F8357	6	FT233	32
F8167	6	F8257	18	F8358	6	FT234	32
F8168	6	F8258	18	F8361	18	FT235	32
F8169	6	F8259	18	F8362	43	FT236	32
F8170	6	F8260	18	F8364	41	FT237	32
F8171	6	F8261	13, 14	F8368	28	FT239	45
F8172	6	F8262	18	F8369	28, 29	FT240	45
F8173	26	F8263	4	F8370	28	FT241	45
F8174	26	F8264	13	F8371	28	FT242	45
F8175	26	F8265	18	F8375	13, 14	FT243	45
F8176	26	F8274	28	F8377	8	FT244	45
F8177	20	F8275	28	F8380	11	FT245	33
F8178	36	F8279	30	F8381	11	FT246	33

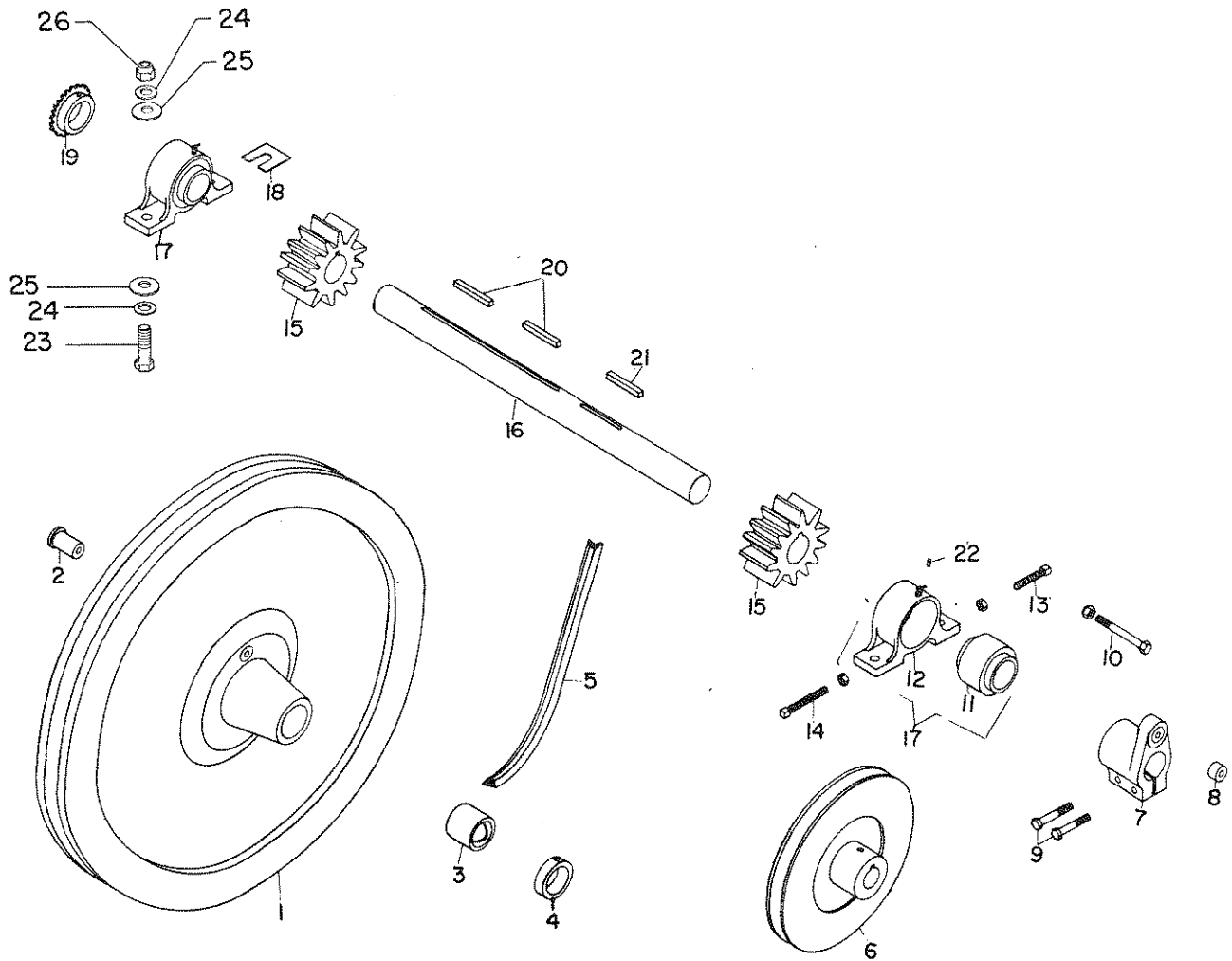
INDEX

Part No.	Page No.	Part No.	Page No.	Part No.	Page No.
FT247	45	NFH10320	46	TKN7130	28
FT248	33	NMS7125	10	TKN7131	28
FT249	33	HYL250	46	TNS6887	8
FT250	32	PLT7318	10	TNS6888	8
FT251	32	PLT7573	4	TNS7040	8
FT252	33, 34	PPE40125	46	TNS7049	8
FT512	33	PPE1250500	46	TNS7050	8
FT530	34	PPE250125	46	TNS7056	8
FT538	34, 46	PPE3752500	46	TNS7057	8
FT545	34	PTO2607	38	TNS7514	8
FT546	34	PTO2608	38	TNS7596	8
FT547	34, 46	PTO2609	38	TNS7597	8
FT548	34, 46	PTO2611	38	TNS68890	8
FT549	34, 46	PTO2612	38	TNS68891	8
FT550	34	PTO2613	38	TNS68900	8
FT551	34, 46	PTO2614	38	TNS68901	8
FT552	34, 46	PTO2616	38	WAS104	18
FT553	34, 46	PTO2618	38	WAS105	2
FT555	34	PTO2646	38	WCT100	46
FT556	34	PTO2691	38	WIS7500	46
FT557	2, 34	PTO337083	38	WLK1000	46
FT558	34	PTO2112831	38	ZZ403	46
FT559	34, 46	PTO2293612	38	ZZ425	4, 18
FT560	8, 34	PTO2293753	38	05-130	13
FT561	34	PTO2612132	38	19-109	10
FT6205	33	PTO3622825	38		
FT7602	32				
		RD7086	10		
		SCC202	46		
BKT7204	15	SCC315	46		
BOX7161	8	SHD6687	15		
		SHD6688	15		
CRA7072	18	SHD6690	15		
CRA7443	46	SHD6905	15		
CRA7459	46	SHD6906	15		
		SHD7002	15		
FD1	16	SHD7075	13		
FD44	15	SHD7077	13		
FD7114	13	SHD7096	13		
FD7115	13	SHD7099	13		
FD7116	13	SHD7129	4, 8		
		SHD7494	23		
FH4907	13	SHD7583	13		
FH7088	13	SHD70110	15		
FH7118	13	SHF7093	4		
		SHM7089	13		
HNG6723	4	SLV1051	46		
HTH7562	41	SMR1032050	46		
HTH7611	41	SRG7095	13		
HTH28400	41	STN4937	16		
HYD60020	46	STN4939	16		
HYD61020	46	STN4941	16		
LUB6789	46				
LUB7032	46				
LUB7600	15, 46				
LUB323060	46				



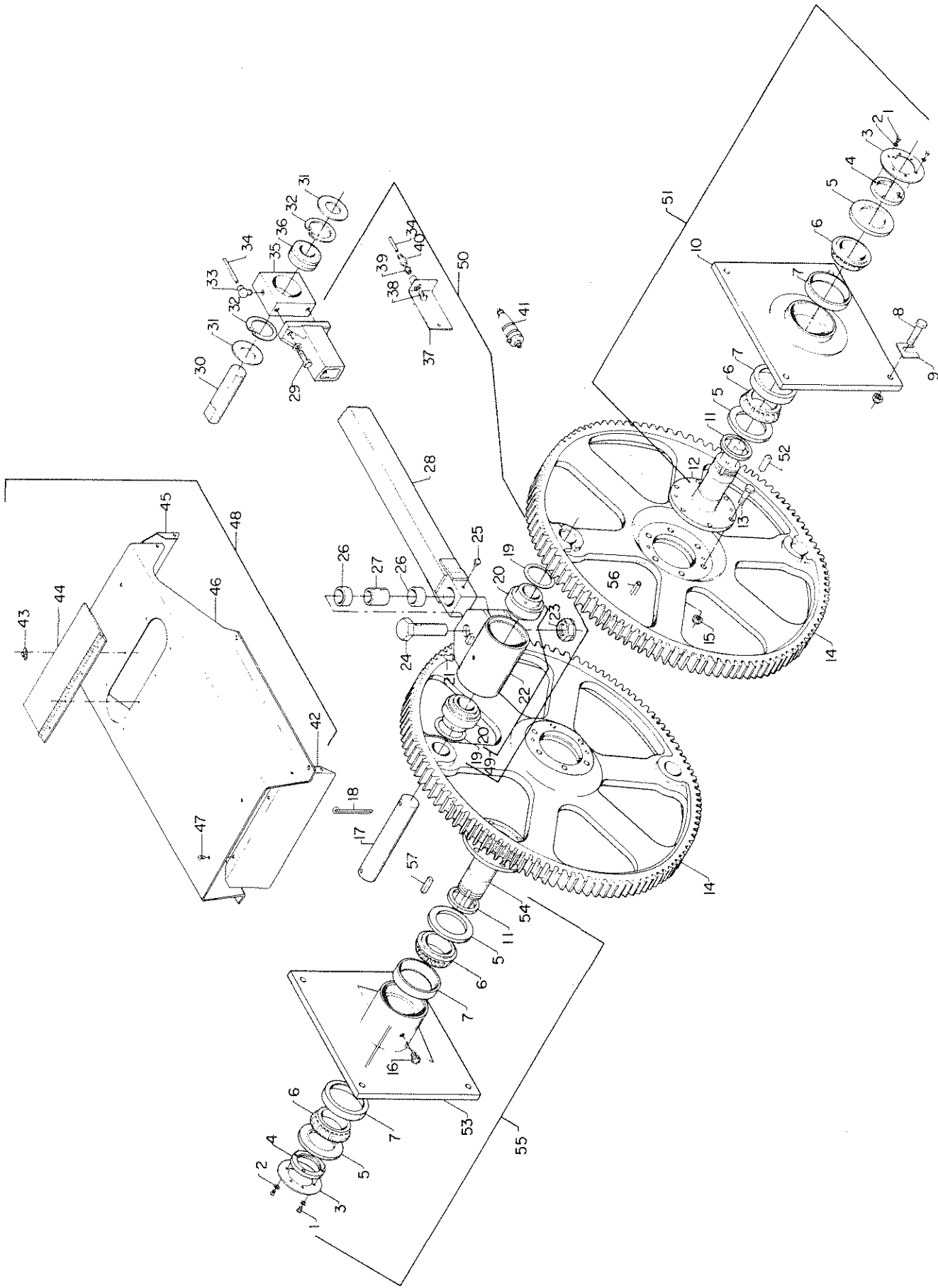
DRAWBAR AND ENGINE MOUNT

REF. NO.	PART NO.	DESCRIPTION	REF. NO.	PART NO.	DESCRIPTION	
1	F7799	Engine mount, R.H.	20	F7795	Link, drawbar locking pin	
2	F7800	Engine mount, L.H.	21	F183	Front end hitch	
3	F7707	Engine base plate	22	F7430	Front end jack complete for engine balers	
4	F7537	Hitch base plate with pickup quadrant		F878	Jack handle assembly	
5	F7010	Engine adjusting bolt (2 used)		F1605	Ram only for jack	
6	F7538	Pickup lift lever cross rod		F1607	Thrust bearing for jack	
7	F7539	Pickup lift lever		23	F7567	Cable connecting link for cushion spring
8	F7541	Spring for F7540 pin		24	F7566	Cushion spring (pickup cable)
9	F7540	Pickup lift lever adjusting pin		25	F7565	Pickup lift cable with ends
10		½" x 2" N.C. cap screw		26	F7590	Sheave clip, pickup lift roller
11		½" x 1¼" N.F. cap screw		27	F8192	Cable pulley for pickup lift
12		½" x 1¼" button head bolt		28	F8193	Bushing for F8192 roller
13	F7007	Pivot pin bracket		29	F7194	Pickup lift bracket
14	F7006	Drawbar pivot pin		30	F7005	Rope, drawbar pin, 9'
15	F7001	Drawbar for engine baler		31	F440	Ferrule for F7283 lever
16	F7002	Drawbar locking pin		32		5/8" x 2½" N.C. cap screw
17	F7004	Set collar, drawbar locking pin		33	F122	¼" x ¼" x 2½" key
18	F7003	Spring, drawbar locking pin		34	F73	½" x 4" square head set screw
19	F7283	Actuating lever, drawbar locking pin				



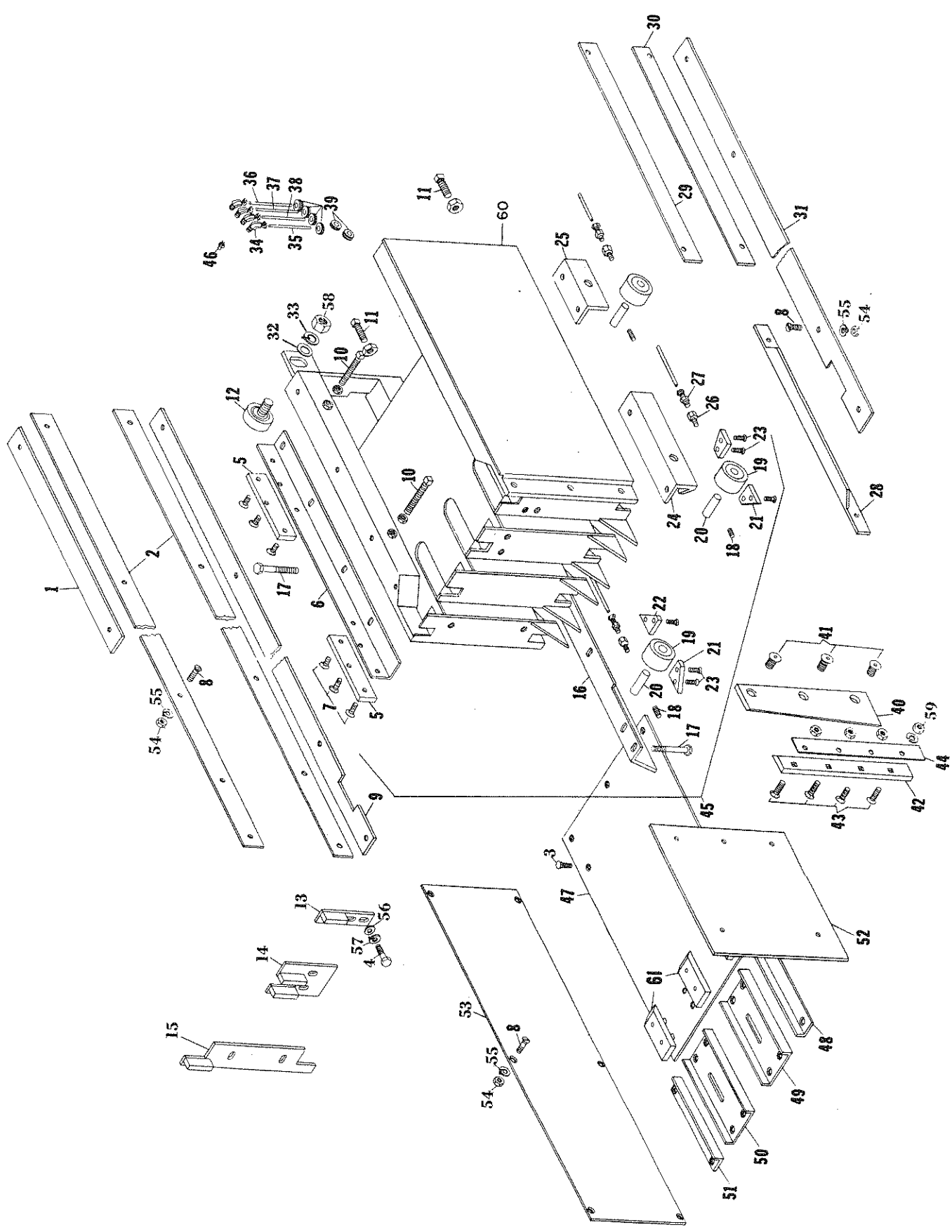
FLYWHEEL AND PINION SHAFT ASSEMBLY

REF. NO.	PART NO.	DESCRIPTION	REF. NO.	PART NO.	DESCRIPTION
1	F7704	Flywheel with bushings, motor drive	13	F498	Set screw for F34 bearings, rear, 1/2" x 2" (2 used)
	F1613	Flywheel with bushings, PTO drive	14	F73	Set screw for F34 bearings, front, 1/2" x 4" (2 used)
2	F1614	Shear bushing in flywheel, flanged	15	F7437	Pinion gear, 12 tooth
3	F886	Bushing for F7704 and F1613 flywheel	16	F8234	Pinion shaft
4	F221	Set collar, pinion shaft, 2-1/8"	17	F34	Bearing complete for pinion shaft, (2 used)
5	F7000	Drive belt, D165, for VG4D and V465D engine	18	F967	Shim for F34 bearing, 16 ga.
	F7337	Drive belt, D162, for PTO		F967A	Shim for F34 bearing, 20 ga.
6	F7014	Motor pulley 10" OD for VG4D 1-7/16" bore		F967B	Shim for F34 bearing, 10 ga.
	F7699	Motor pulley, 10" OD for V465D 1 1/4" bore	19	FT557	Sprocket, drive for hydraulic pump
7	F817	Shear hub for flywheel	20	F7488	Tapered key for pinions, 3 1/2" (2 used)
8	F1132	Shear bushing in flywheel shear hubs	21	F72	Key for shear hub, 1/2" x 1/2" x 3 1/2"
9		1/2" x 3/4" heat treated cap screws with lock nuts	22	F1721	Lock pin for F698 bearing insert
10	F7015	Shear bolt, 1/2" x 5" N.C. grade 2 bright cap screw	23		5/8" x 2 1/2" N.C. cap screw
11	F698	Bearing insert for F765 cage	24	WAS105	5/8" structural washer
12	F765	Bearing cage for F34 bearing	25		5/8" flat washer
			26		5/8" N.C. fiber lock nut



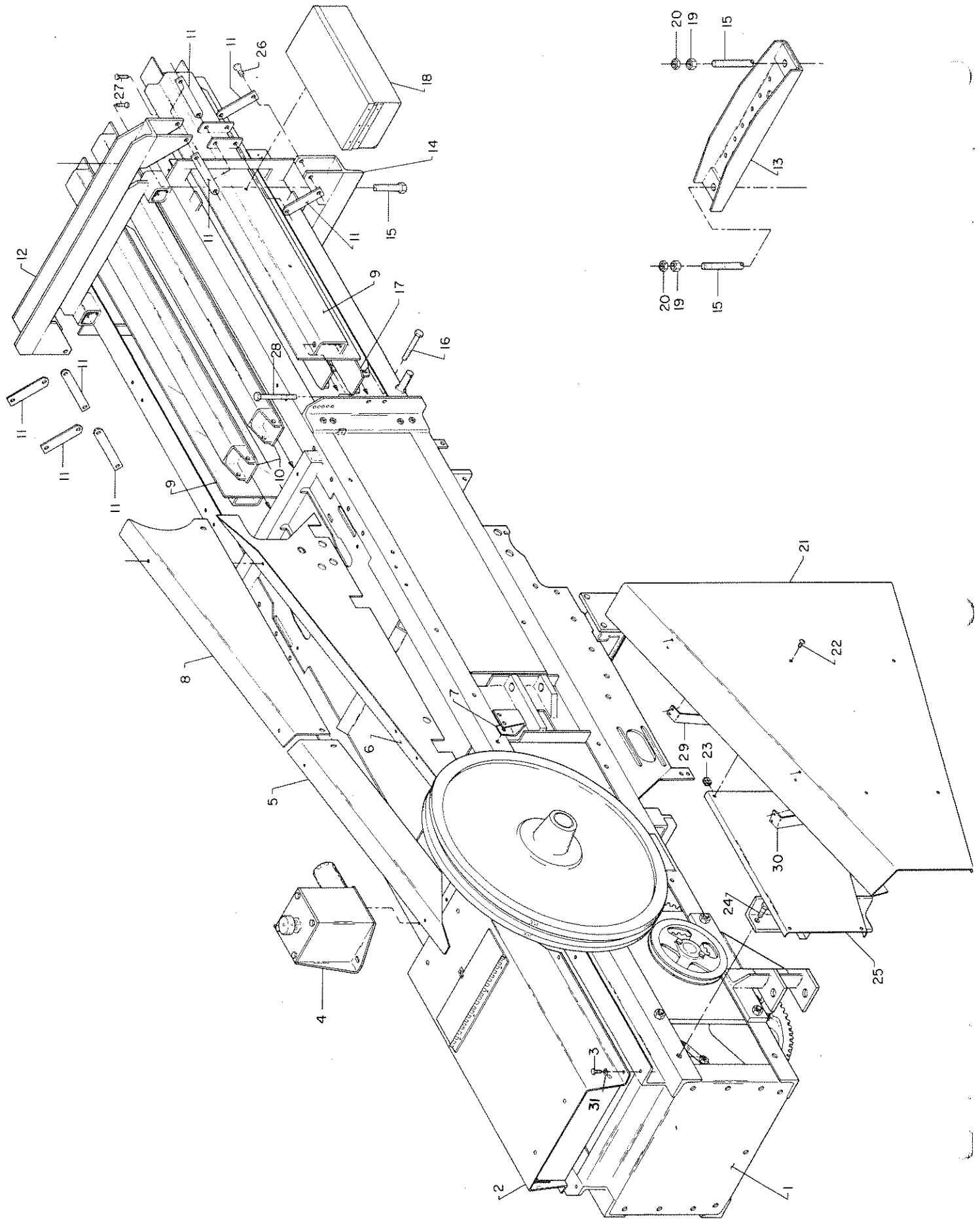
BULL GEAR AND PLUNGER CONNECTING ROD ASSEMBLY

REF. NO.	PART NO.	DESCRIPTION
1	F7039	Screw for locking washer, 8-32X, 1/2" H.H. cap screw, 8 used
2	F7040	Lock washer for F7039 screw, No. 8 medium, 8 used
3	F7038	Locking washer
4	F7037	Adjusting nut for side plate bearing
5	F7035	Seal for side plate, No. 255833, 4 used
6	F7033	Bearing for side plate, No. 33287, 4 used
7	F7034	Bearing cup for side plate, No. 33462, 4 used
8		5/8" x 3" N.F. cap screw, 8 used
9	F967	Shim, 16 ga.
	F967A	Shim, 20 ga.
	F967B	Shim, 10 ga.
10	F7462	Side plate, L.H. with bearing cups
11	F7036	Seal race
12	F7032	Shaft, knotter drive
13		1/2" x 2 1/4" N.C. cap screw, 12 used
14	F7438	Bullgear, 88 tooth, 2 used
15		1/2" N.C. fiber locknut, 12 used
16	F1661	Hydraulic shut-off fitting, 2 used
17	F1134	Crank pin gear end
18	F55	Key for crank pin, 2 used
19		1-15/16" machinery bushing, 14 ga., as required
20	F8100	Bearing for F8229 connecting rod, GN115KLL, 2 used
	F8385	Bearing only, GN115KLL
	F8386	Locking collar only, SN115K
21		1/4" - 28 x 90° grease fitting
22	F8229	Connecting rod end housing only, bullgear end
23	F8080	1 1/4" N.F. elastic stop nut
24	F8079	Pivot pin for swivel end
25		1/4" - 28 x 45° grease fitting
26	F8077	Steel bushing, connecting rod swivel end, IR2916, 2 used
27	F8078	Steel bushing
28	F8076	Connecting rod
29		1/2" x 1 3/4" N.C. grade 8 cap screw
30	F7914	Plunger pin
31		Washer, 1 1/4" x 2 1/2", 10 ga.
		Washer, 1 1/4" x 2 1/2", 14 ga.
		Washer, 1 1/4" x 2 1/2", 18 ga.
32	F7917	Snap ring
33	F1441	Elbow for connecting rod grease rube, 889L Imp.
	F8312	Sleeve for F1441
34	F7545	Grease tube, 1/4", plunger pin to F8263 bracket, 7"
35	F8075	Connecting rod end housing, plunger end, complete w/bearing
36	F7916	Bearing for connecting rod end housing
37	F8263	Bracket for grease tube on connecting rod
38	F7651	Grease fitting on connecting rod, 2 used
39	F7418	1/4" x 1/8" pipe reducer bushing
40	F778	Connector, grease tube, No. 308808
	F8055	Sleeve for F778, No. 31226
41	F7543	Spring loaded grease cup
42	F8149	Bullgear shield front
43	F6108	Latch
44	HNG672	Bullgear hinge cover
45	F8148	Bullgear shield rear
46	F8322	Bullgear shield center
47		1/4" x 1/2" round head machine screw, 8 used
48	SHD7129	Bullgear shield complete
49	F8230	Connecting rod end housing complete w/bearing, bullgear end
50	F8281	Connecting rod complete with ends
51	F7463	Side plate L.H. w/bearing & shaft
52	F225	Key, knotter drive shaft, 1/2" x 1/2" x 2", 2 used
53	F7354	Side plate, R.H. with bearing cups
54	F7031	Shaft, feed fork drive, -76
	SHF7093	Shaft, feed fork drive, 77-
55	F7358	Side plate, R.H., with bearing and shaft, -76
	PLT7573	Side plate, R.H. with bearing and shaft, 77-
56	F7239	Roll pin, 3/8" x 1 1/2"
57	ZZ425	5/8" x 5/8" x 2 1/4" square key



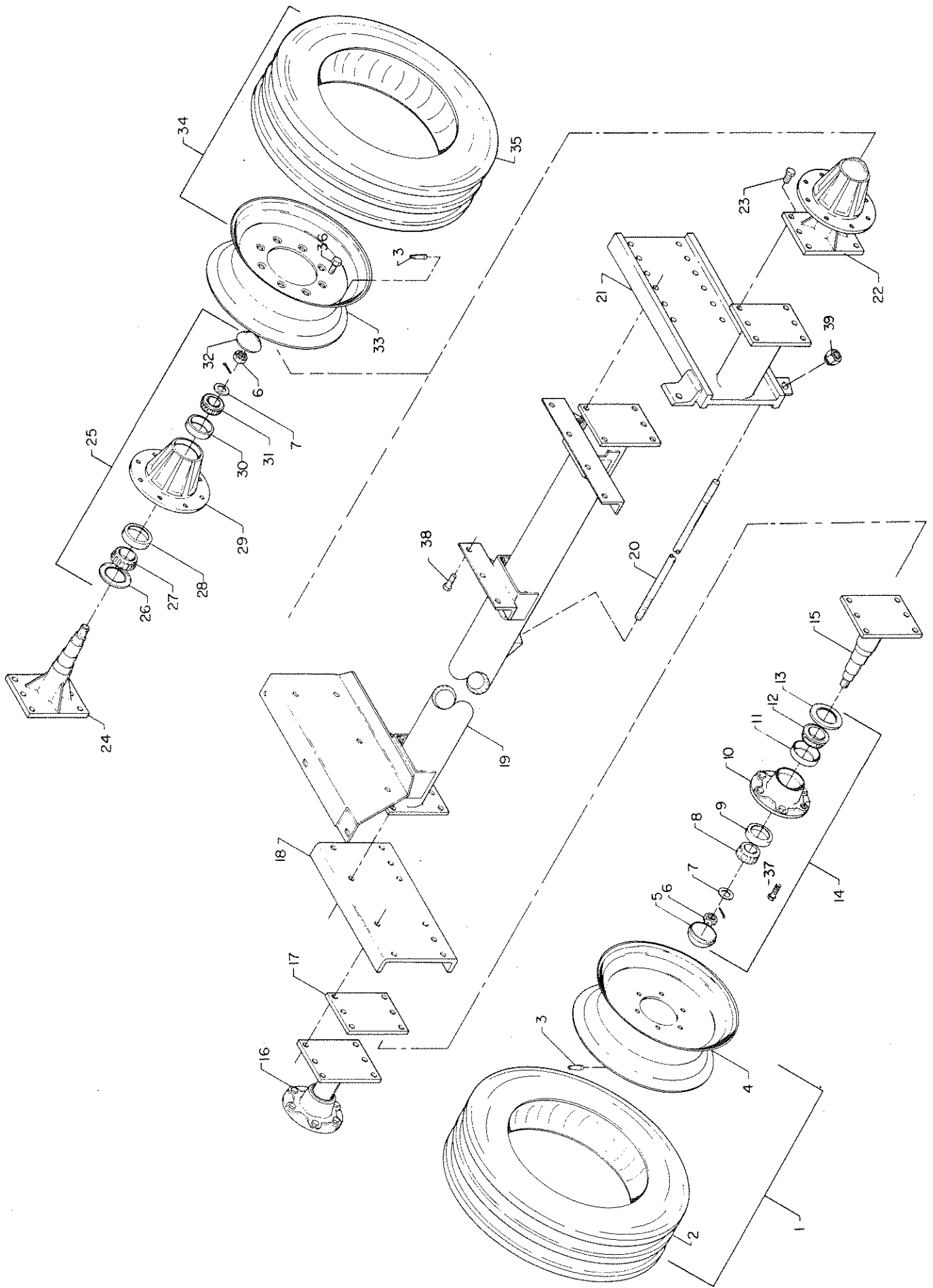
PLUNGER ASSEMBLY

REF. NO.	PART NO.	DESCRIPTION	REF. NO.	PART NO.	DESCRIPTION
1	F7765	Plunger roller rail, top L.H.	34	F1441	Elbow, grease tube, 4 used
2	F7763	Plunger guide rail, top and bottom		F8312	Sleeve for F1441
3		3/8" x 1 1/2" No. 3 plow bolt	35	F780	Grease tube, right rear, 36"
4		3/8" x 1" N.C. cap screw	36	F781	Grease tube, left front, 14"
5	F1537	Hard slide for roller plunger, 4 used	37	F779	Grease tube, left rear, 30"
6	F7766	Hard slide mounting rail, L.H. top	38	F779	Grease tube, right front, 30"
7		5/16" x 3/4" H.H. cap screw	39	F7735	Grommett, grease tube protector, 6 used
8		5/16" x 1" F.H. machine screw for plunger rail, 40 used	40	F7764	Plunger knife
9	F7762	5/16" x 1 1/2" F.H. machine screw for plunger rail, 12 used	41	F227	Bolt for plunger knife, 3 used
10		Plunger roller rail, L.H. bottom	42	F1609	Knife, stationary with square holes
11		1/2" x 4" square head set screw, top rail, 2 used	43	F1629	Bolt for F1609 knife, 4 used
12	F1636	1/2" x 2 1/2" square head set screw, bottom rail, 2 used	44	F751	Shim for F1609 knife, 14 ga.
13	F8056	3/4" x 1 3/4" square head set screw, plunger pin lock, 2 used	45	F1512	Shim for F1609 knife, 20 ga.
14	F8057	Roller for top of plunger		F8165	Plunger complete, less knife, 16" x 22" chamber
15	F8058	Adjusting pad for plunger face, right side		F8166	Plunger complete, less knife, 17" x 22" chamber
16	F8172	Adjusting pad for plunger face, center, 2 used	46	F8167	1/8" P.T. grease fitting
17	F8082	Adjusting pad for plunger face, left side, 16" x 22" chamber	47	F8168	Bale chamber bottom
18		Adjusting pad for plunger face, left side, 17" x 22" chamber	48	F8168	Liner ext. for bale chamber bottom, R.H., 1976
19	F775	Roller and slide mounting angle, L.H. bottom	49	F7813	Liner ext. for bale chamber bottom, R.H., 1977
20	F776	3/8" x 3/4" N.C. cap screw, 12 used	50	F8169	Liner ext. for bale chamber bottom, R.H. center, 1976
21	F986	5/16" x 5/16" allen head set screw, 4 used	51	F8170	Liner ext. for bale chamber bottom, L.H. center, 1976
22	F774	Roller for plunger, 4 used	52	F7818	Liner ext. for bale chamber bottom, L.H. center, 1977
23	F773	Pin, plunger roller, 4 used	53	F8171	Liner ext. for bale chamber bottom, L.H., 1976
24	F772	Wiper, rear, 2 used	54	F7819	Liner ext. for bale chamber bottom, L.H., 1977
25	F777	Wiper, front, 2 used	55	F7812	Liner for bale chamber side, R.H.
26	F778	1/4" x 3/4" F.H. machine screw, 8 used	56	F7825	Liner for bale chamber side L.H., 16" chamber
27	F7439	Roller mounting angle, R.H. rear	57	F7826	Liner for bale chamber side L.H., 17" chamber
28	F299	Roller mounting angle, R.H. front	58		5/16" N.C. nut
29	F298	Adapter for grease tube, 4 used	59		5/16" lock washer
30	F7767	Connector for grease tube, 4 used	60		3/8" flat washer
31		Knife guide under feed opening	61		3/8" lock washer
32		Plunger slide, flat, upper R.H. side			1" N.C. nut
33		Plunger slide, flat, lower R.H. side			1/2" N.C. nut
		Plunger roller rail, R.H. bottom			Plunger frame only, 16" x 22"
		3/4" flat washer			Plunger frame only, 17" x 22"
		3/4" lock washer			Wire and twine track block, bottom, 1977



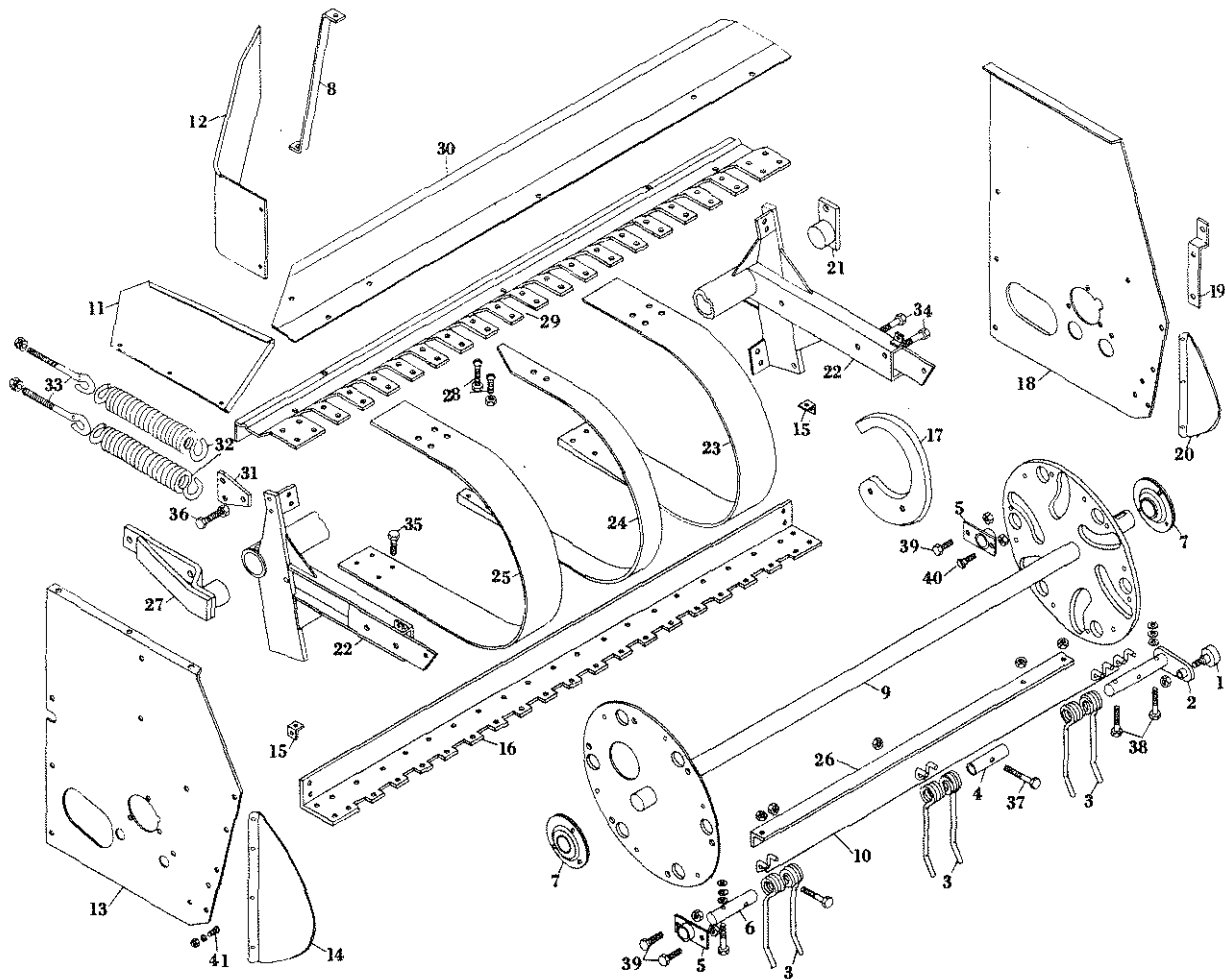
BALE CHAMBER

REF. NO.	PART NO.	DESCRIPTION
1	F8353	Bale chamber frame, 16" x 22"
	F8354	Bale chamber frame, 17" x 22"
2	SHD7129	Bullgear shield complete
3		1/4" x 1" N.C. cap screw
4	FT560	Tension control pump assembly
5	F8152	Front knotter chain shield
6	F8156	Inner chain shield, wire
	F8377	Inner chain shield, twine
7	F8153	Chain shield center bracket
8	F8155	Shield, knotter drive chain
9	F8125	Side tension rail, -76, 2 used
	TNS7040	Side tension rail, 77-, 2 used
	TNS7057	Side tension rail, 12" longer, 77-, 2 used
	TNS7056	Side tension rail, 18" longer, 77-, 2 used
10	F7827	Top tension rail, -76, 2 used
	TNS6887	Top tension rail, 77-, 2 used
	TNS68900	Top tension rail, 12" longer, 77-, 2 used
	TNS68901	Top tension rail, 18" longer, 77-, 2 used
11	F497	Flat linkage bar, -76, 8 used
	TNS7514	Flat linkage bar, 77-, 8 used
12	F8124	Top tension angle, 16" x 22" chamber, -76
	F8120	Top tension angle, 17" x 22" chamber, -76
	TNS7050	Top tension angle, 16" x 22" chamber 77-
	TNS7597	Top tension angle, 17" x 22" chamber, 77-
13	FT215	Cylinder frame
14	F8123	Bottom tension angle, 16" x 22" chamber, -76
	F8121	Bottom tension angle, 17" x 22" chamber, -76
	TNS7049	Bottom tension angle, 16" x 22" chamber, 77-
	TNS7596	Bottom tension angle, 17" x 22" chamber, 77-
15	F600	Tension bolt, 3/4" x 27 3/4", 2 used
16		1/2" x 4" N.C. cap screw, 4 used
17	F7828	Bottom tension rail, -76, 2 used
	TNS6888	Bottom tension rail, 77-, 2 used
	TNS68890	Bottom tension rail, 12" longer, 77-, 2 used
	TNS68891	Bottom tension rail, 18" longer, 77-, 2 used
18	BOX7161	Tool box, 77-
19		3/4" N.C. nut
20		3/4" N.C. jam nut
21	F8350	Drive belt shield
22		1/4" x 3/4" round head machine screw, 4 used
23		Clip nut, 1/4"
24		1/2" x 1 1/2" N.C. cap screw, 2 used
25	F7737	Bracket, drive belt shield w/battery box
26		1/2" x 1 1/4" N.C. grade 5 cap screw, tension linkage, 8 used
27		3/8" x 1 1/2" N.C. cap screw, 4 used
28		1/2" x 5 1/2" N.C. cap screw, side tension rail, 2 used
29	F8349	Rear brace, drive belt shield
30	F8352	Front brace, drive belt shield
31	F7550	Rubber grommet, 4 used



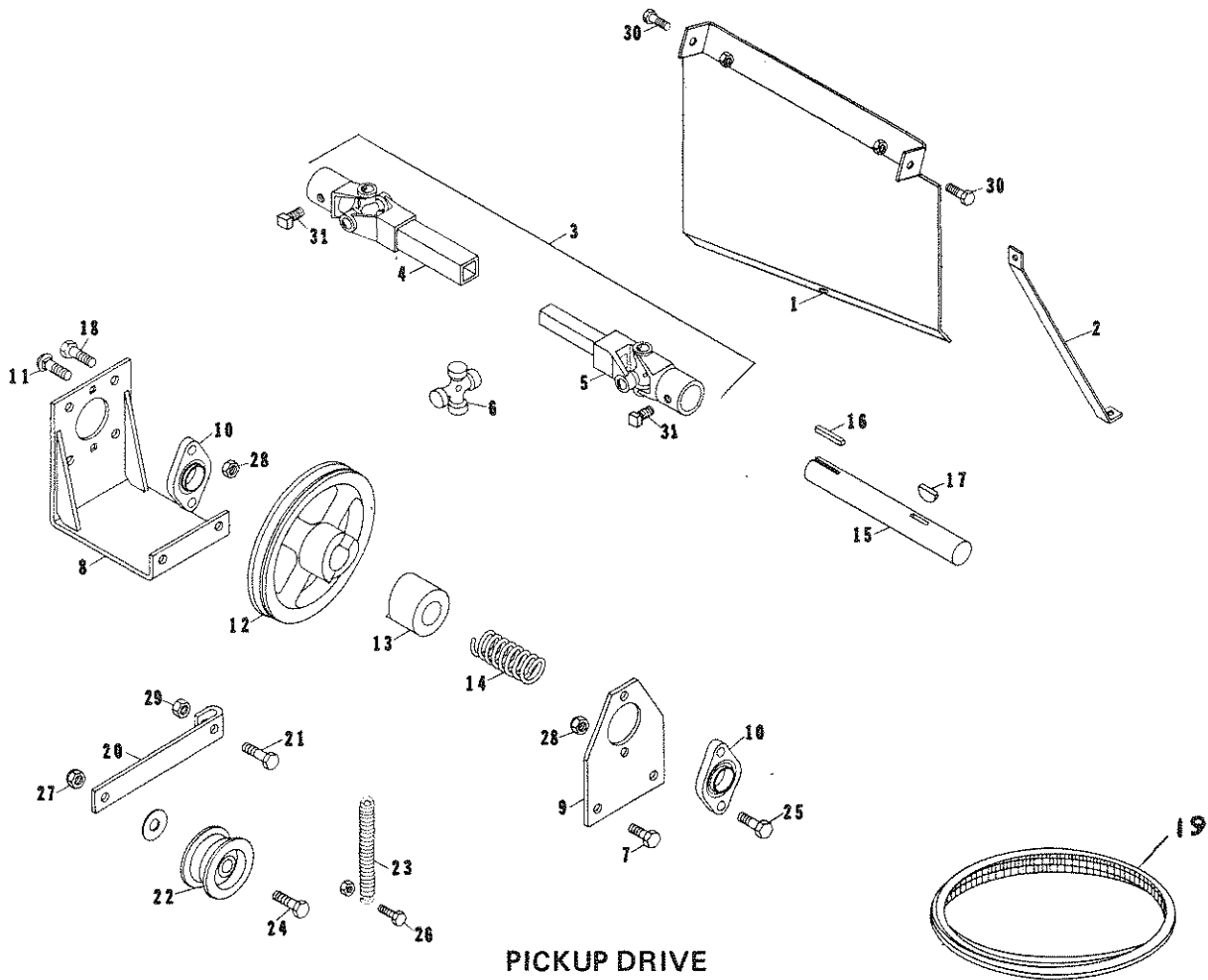
AXLE ASSEMBLY

REF. NO.	PART NO.	DESCRIPTION
1	F8005	Drop center wheel with 4-ply tire mounted, R.H. 6-hole
	F8030	Flotation wheel with 11L-15 6-ply tire mounted, R.H.
2	F212	Tire, 7:50 x 16, 4-ply implement
	F8028	Flotation tire, 11L-15, 6-ply
3	19-109	Valve stem, TR 415
4	F8004	Wheel, 6-hole, drop center
	F8013	Flotation wheel, 6-hole
5	F8014	Hub cap
6	F7999	Nut for spindle
7	F7998	Washer for spindle
8	F8012	Outer wheel bearing cone, LM67048
9	F8011	Outer wheel bearing cup, LM67010
10	F8344	Hub with cups, R.H. side, 6-hole, Q888
11	F8345	Inner wheel bearing cup, JL69310
12	F8346	Inner wheel bearing cone, JL69349
13	F8010	Grease retainer
14	F8347	Single wheel hub w/bearings for 6-hole wheel less spindle, R.H.
15	F8343	Spindle, R.H. side
16	F8348	Single wheel hub with spindle complete, R.H. side
17	F7636	Spacer
18	F7756	Mounting channel, R.H. wheel
19	F7750	Tubular axle
20	RD7086	Tandem axle truss rod
21	F7757	Tandem wheel plate, L.H.
	PLT7318	Tandem wheel plate, L.H., flotation
22	F8003	Single wheel hub with spindle complete, L.H.
23	F7758	Bolt for spindle, 5/8" x 1-7/8" NFHT
24	F7991	Spindle for F7992 hub, L.H. side, 8-hole
25	F8002	Single wheel hub with bearings for 8-hole wheel less spindle, L.H.
26	F7995	Grease retainer for F7992 hub
27	F7994	Inner wheel bearing cone for F7992 hub, No. 25590
28	F7993	Inner wheel bearing cup for F7992 hub, No. 25520
29	F7992	Hub with cups, L.H. side, Q778
30	F7996	Outer wheel bearing cup for F7992 hub, No. 25821
31	F7997	Outer wheel bearing cone for F7992 hub, No. 25877
32	F8000	Hub cap for F7992 hub
33	F7989	Wheel, 8-hole, drop center, for F7992 hub, L.H.
	F8184	Flotation wheel, 8-hole for F7992 hub, L.H.
34	F7990	Drop center single wheel with 8-ply tire mounted, L.H., 8-hole
	F8183	Flotation wheel with 11L-15 6-ply tire mounted, L.H.
35	F213	Tire, 7:50 x 16, 8-ply implement
	F8028	Flotation tire, 11L-15, 6-ply
36	F8001	Lug bolt
37	F8072	Lug bolt
38		1/2" x 1 1/2" N.C. cap screw
39	NMS7125	Truss rod nut, 2 used
	F8018	Tandem wheel assembly, L.H. side to replace single assembly. Including one F7757 plate, one F8003 hub and spindle, and one F7990 wheel and tire.
	F8019	Tandem wheel assembly complete. L.H. side, including one F7757 plate, two F8003 hub and spindle, two F7990 wheel and tire.
	F8020	Tandem wheel assembly, R.H. side, to replace single assembly. Including one F7757 plate, one F8348 hub and spindle, and one F8005 wheel and tire.
	F8021	Tandem wheel assembly complete, R.H. side, including one F7757 plate, two F8348 hub and spindle, two F8005 wheel and tire.



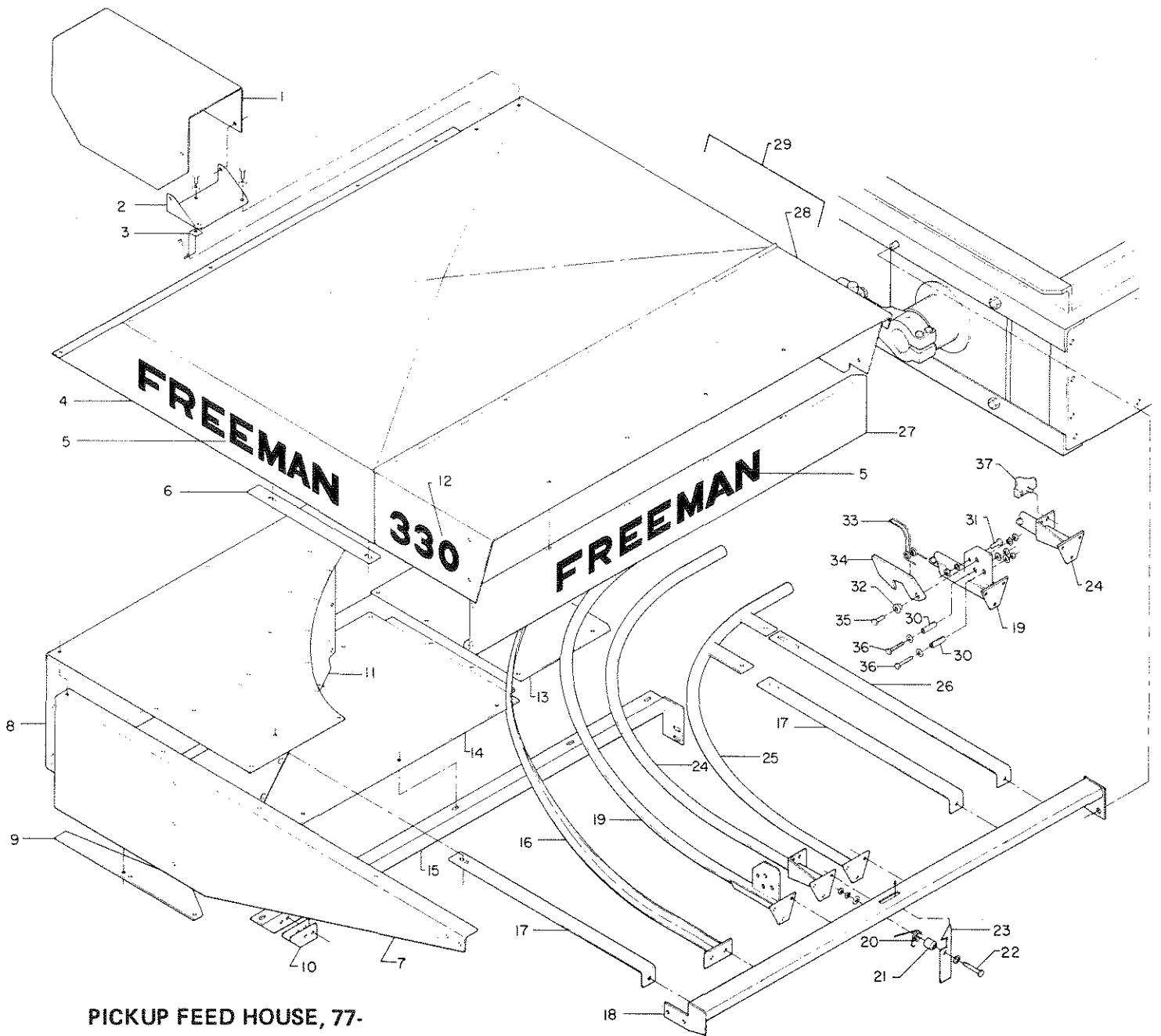
PICKUP CYLINDER ASSEMBLY

REF. NO.	PART NO.	DESCRIPTION	REF. NO.	PART NO.	DESCRIPTION
1	F7598	Roller for F7597 cam lever	20	F7151	Fender flare, inside
2	F7599	Cam lever only		F7356	Fender flare extension, inside
	F7597	Cam lever with roller, 6 used	21	F7176	Bearing, L.H., pickup mounting
3	F1226	Pickup finger, 6½" shank, 54 used	22	F7177	Pickup frame
4	F101	Pickup finger guide pipe, 42 used	23	F7732	Stripper, inside
5	F7187	Tooth bar bearing, 12 used	24	F7734	Stripper, center, 17 used
6	F98	Pin, tooth bar, 6 used	25	F7741	Stripper, outside
7	F8102	Bearing, pickup shaft	26	F7186	Tooth bar, 6 used
	F8382	Flangett with zerk, G72MSA	27	F7382	Bearing, R.H., pickup mounting,
	F8381	Locking collar	28		5/16" x 1" R.H. machine screw
	F8380	Bearing only for F8102, GRA106NPPBC4	29	F7730	Top stripper bar, formed
	F8383	Flangett, G72MSB	30	F7731	Pickup joint sheet
8	F8113	Center brace for formed stripper bar	31	F7156	Spring plate
9	F8103	Pickup shaft with flanges	32	F7154	Spring for pickup balance, 2 used
10	F100	Pickup finger guide, 60 used	33	F96	Eyebolt for pickup balance spring, 2 used
11	F7146	Skirt for fender	34		½" x 2½" N.C. cap screw
12	F7149	Fender extension	35		5/16" x ¾" N.C. cap screw
13	F7573	Fender, outside	36		7/16" x 1½" N.C. cap screw
14	F7148	Fender flare, outside	37		5/16" x 2" NFHT cap screw
	F7355	Fender flare extension, outside	38		5/16" x 2¼" N.C. cap screw
15	F7193	Fender mounting clip, 4 used	39		5/16" x 1" N.C. cap screw
16	F7180	Bottom stripper bar	40		5/16" x 1" CS machine screw
17	F7190	Pickup cam	41		¼" x ½" R.H. machine screw
18	F7572	Fender, inside			
19	F7194	Pickup lift bracket		F7760	Pickup complete, less balance springs, lift bracket, and mounting bearings



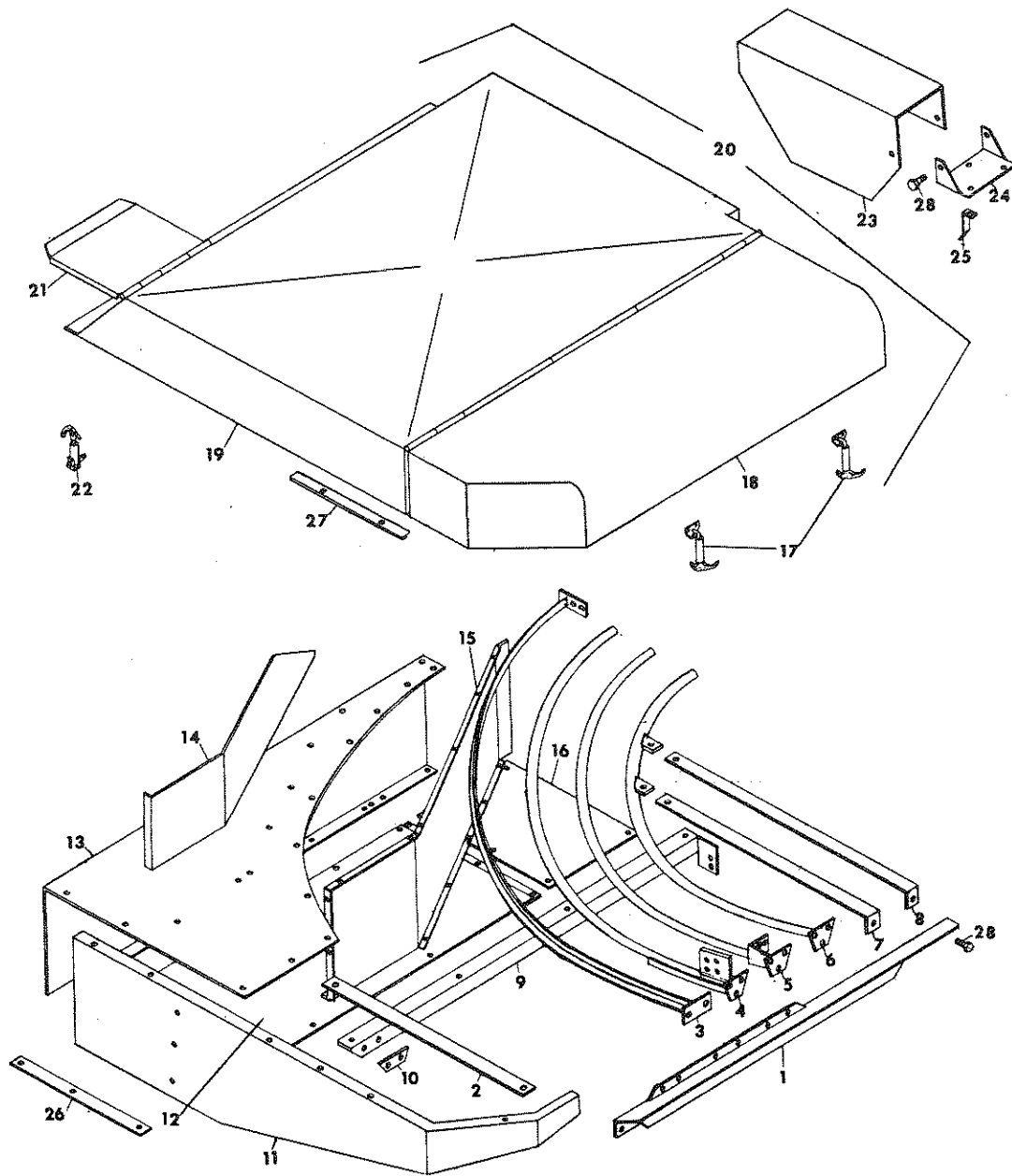
PICKUP DRIVE

REF. NO.	PART NO.	DESCRIPTION
1	F8162	Pickup drive shaft shield
2	F8163	Brace for pickup drive shaft shield
3	F8338	Universal drive shaft complete
4	F8336	Universal with rectangular tube
5	F8337	Universal with rectangular shaft
6	F8339	Universal joint repair kit
7		3/8" x 1" N.C. cap screw, 2 used
8	F8090	Bearing mount bracket
9	F8091	Bearing mount plate
10	F7063	Bearing, 1-3/8"
11		3/8" x 1 1/2" No. 3 plow bolt, 2 used
12	F8A	Pickup driven sheave
13	F7	Pickup clutch ring
14	F126	Pickup clutch spring
15	F8092	Pickup drive shaft
16	F122	Key, 1/4" x 1/4" x 2 1/2"
17	F83	Woodruff key, 3/8" x 1 1/4"
18		1/2" x 1 1/2" N.C. cap screw, 4 used
19	F7535	Pickup drive belt, CX105
20	F7546	Pickup drive belt tightener bracket
21		1/2" x 2 1/4" N.C. cap screw
22	F840	Idler pulley, pickup belt tightener
23	F129	Spring, pickup belt tightener
24		1/2" x 2 1/2" N.C. cap screw
25		3/8" x 1 1/2" N.C. cap screw
26		5/16" x 1 1/2" N.C. cap screw
27		1/2" N.C. fiber lock nut
28		3/8" N.C. fiber lock nut
29		1/2" N.C. Jam nut
30		5/16" x 1" N.C. cap screw
31		3/8" x 1" N.C. square head set screw



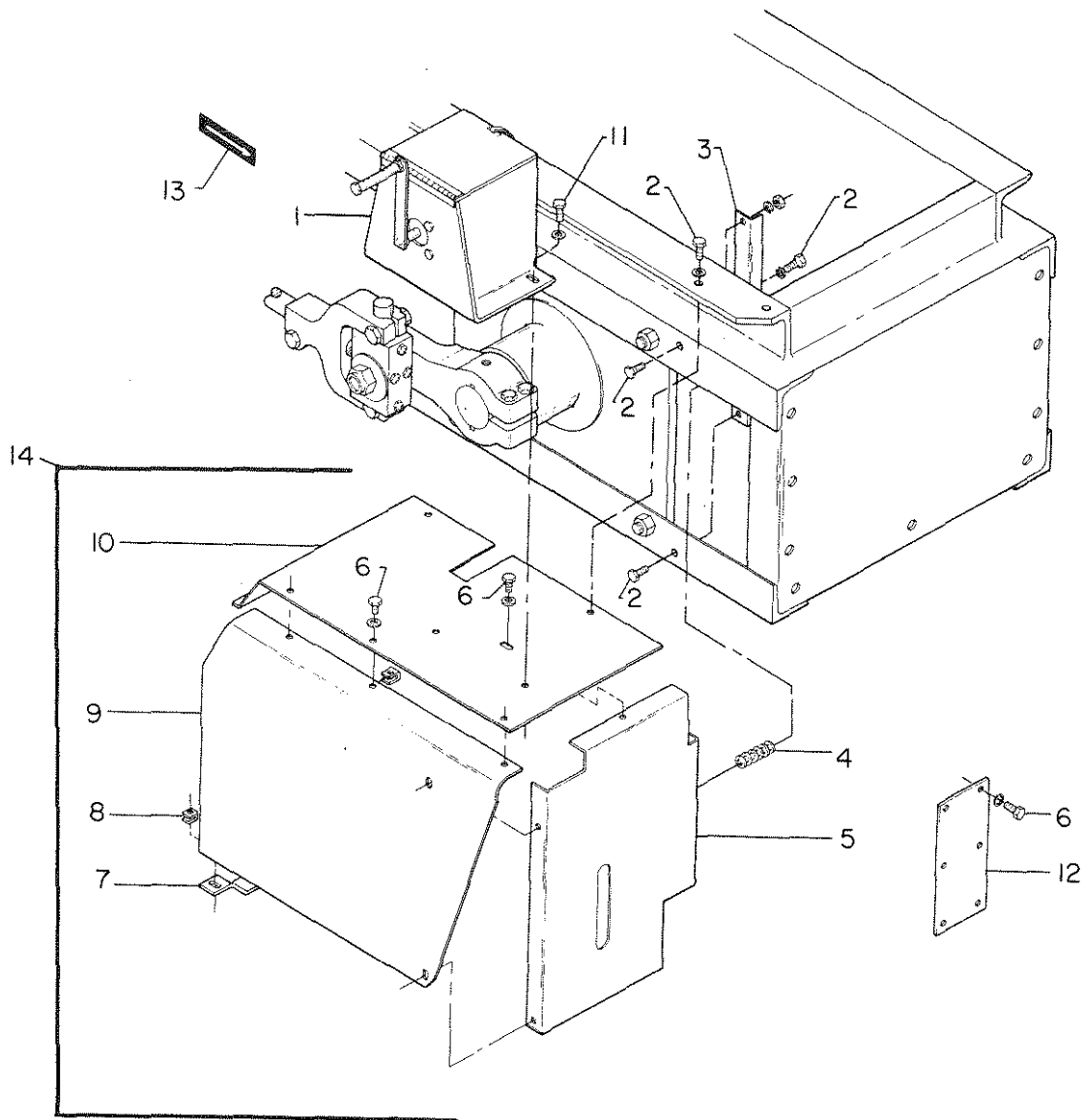
PICKUP FEED HOUSE, 77-

REF. NO.	PART NO.	DESCRIPTION	REF. NO.	PART NO.	DESCRIPTION
1	F8375	Shield, Right side knottter drive arm	20	SRG7095	Latch spring
2	F7579	Bracket, drive arm shield	21	05-130	Spacer
3	F7654	Brace	22		5/16" x 2 1/2" N.C. cap screw
4	SHD7099	Shield over pickup, rear	23	SHD7096	Hood latch
5	FD7114	Freeman decal, red, 2 used	24	F8261	Guard pipe, center
6	SHM7089	Shim	25	F7164	Guard pipe, inside
7	FH4907	Feed house end plate	26	F7160	Hay hold down, inside
8	FH7088	Feed house rear	27	SHD7077	Face plate shield over pickup
9	F7714	Feed house bottom shim	28	SHD7075	Shield over pickup, front
10	F7394	Pickup stop	29	SHD7583	Shield over pickup complete
11	F7152	Feed house back shield	30	F7275	Roll pin, 1/2" x 2", 2 used
12	FD7115	Freeman decal	31	F7239	Roll pin, 3/8" x 1 1/2"
13	F7145	Feed house bottom wear plate	32	F7276	Ferrule for F1563
14	F7713	Feed house bottom	33	F281	Spring latch
15	F7157	Angle brace for feed house bottom sheet	34	F1563	Catch for torque shaft
16	F7299	Guard angle	35		7/16" x 1 1/2" NCHT cap screw
17	F7159	Hay hold down, 2 used	36		5/16" x 2 1/2" NC cap screw
18	FH7118	Guard pipe support	37	F8264	Rubber Bumper
19	F7472	Guard pipe, outside w/latch mounting plate			



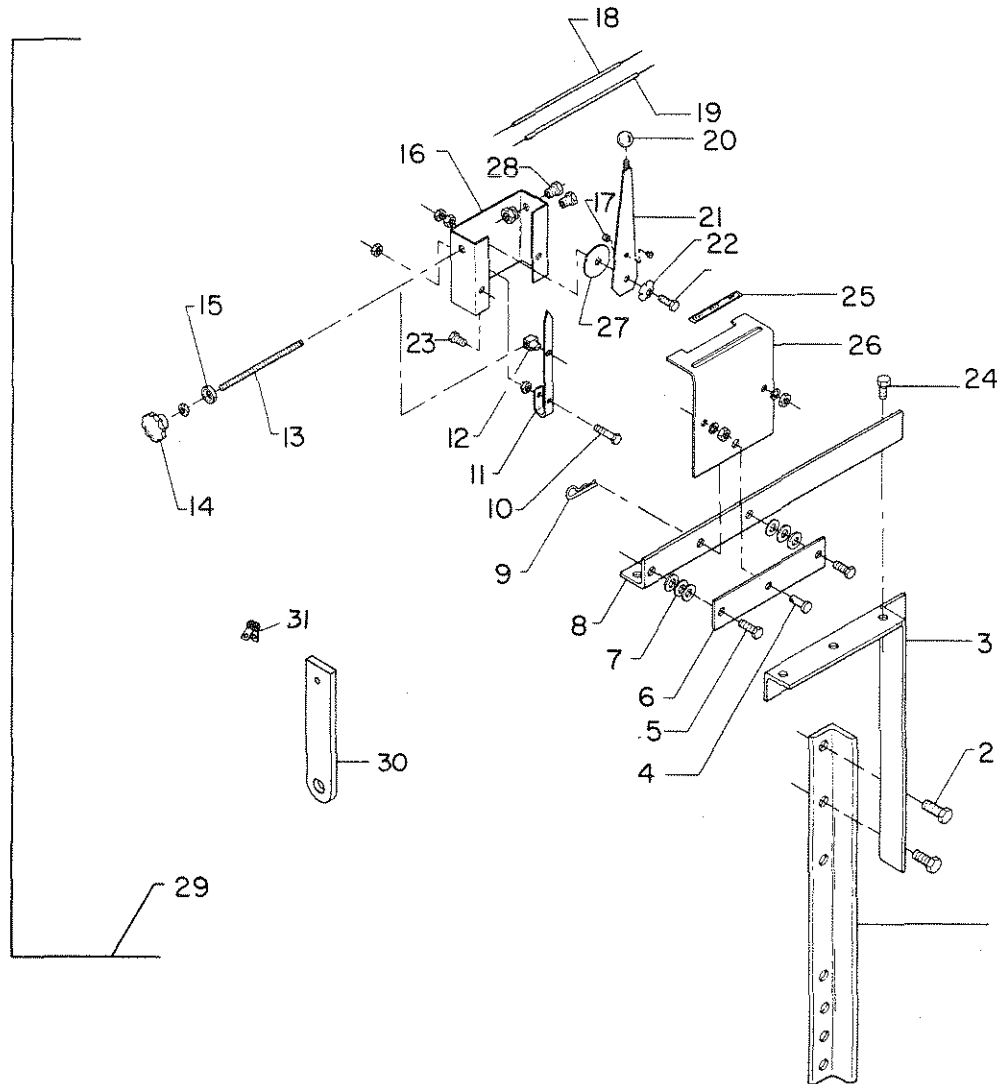
PICKUP FEEDER HOUSE, -76

REF. NO.	PART NO.	DESCRIPTION	REF. NO.	PART NO.	DESCRIPTION
1	F7482	Support angle for guard pipes	15	F7152	Feeder house back sheet
2	F7158	Hay hold down, outside	16	F7145	Feeder house bottom wear plate
3	F7299	Guard angle	17	F7166	Catch for access door
4	F7472	Guard pipe, outside with latch mounting plate	18	F8158	Access door for F8160 shield
5	F8261	Guard pipe, center	19	F8159	Shield over pickup, rear
6	F7164	Guard pipe, inside	20	F8160	Shield over pickup complete
7	F7159	Hay hold down, center	21	F7635	Tool box lid
8	F7160	Hay hold down, inside	22	F853	Catch for tool box cover
9	F7157	Angle brace for feeder house bottom sheet	23	F8375	Shield for needle yoke drive arm and brake
10	F7394	Pickup stop	24	F7579	Bracket, knottter drive arm shield
11	F7143	Feeder house end plate	25	F7654	Brace for F7579 bracket
12	F7713	Feeder house bottom	26	F7714	Feeder house bottom end shim, R.H.
13	F7142	Feeder house rear and top section	27	F8161	Shim for top of feeder house end plate
14	F7127	Upright shield under hood	28		5/16" x 1" N.C. cap screw



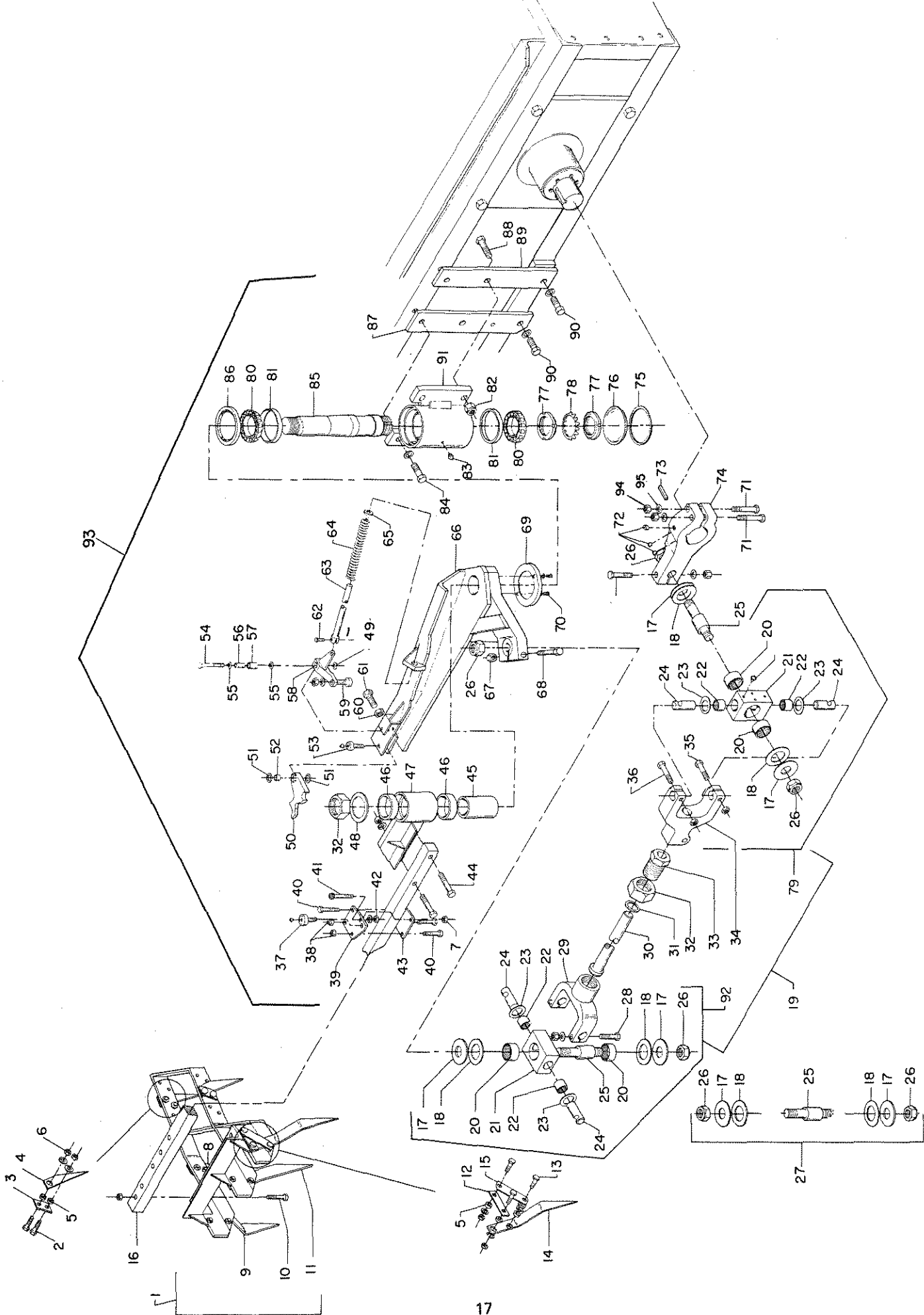
CRANK ARM SHIELD

REF. NO.	PART NO.	DESCRIPTION
1	LUB7600	Bullgear luber tank and pump assembly
2		5/16" x 1" N.C. cap screw, 5 used
3	SHD6906	Front mount crank arm shield
4		5/16" flat washer, 6 used
5	SHD6905	Crank arm shield, front section
6		5/16" x 3/4" N.C. cap screw, 7 used
7	SHD6690	Crank arm shield brace
8		5/16" clip nut, T5618-075-098, 7 used
9	SHD6687	Crank arm shield, side section
10	SHD7002	Crank arm shield, top section
11		3/8" x 1" N.C. cap screw, 2 used
12	BKT7204	Air cleaner extension bracket
13	FD44	Decal
14	SHD70110	Crank arm shield assembly



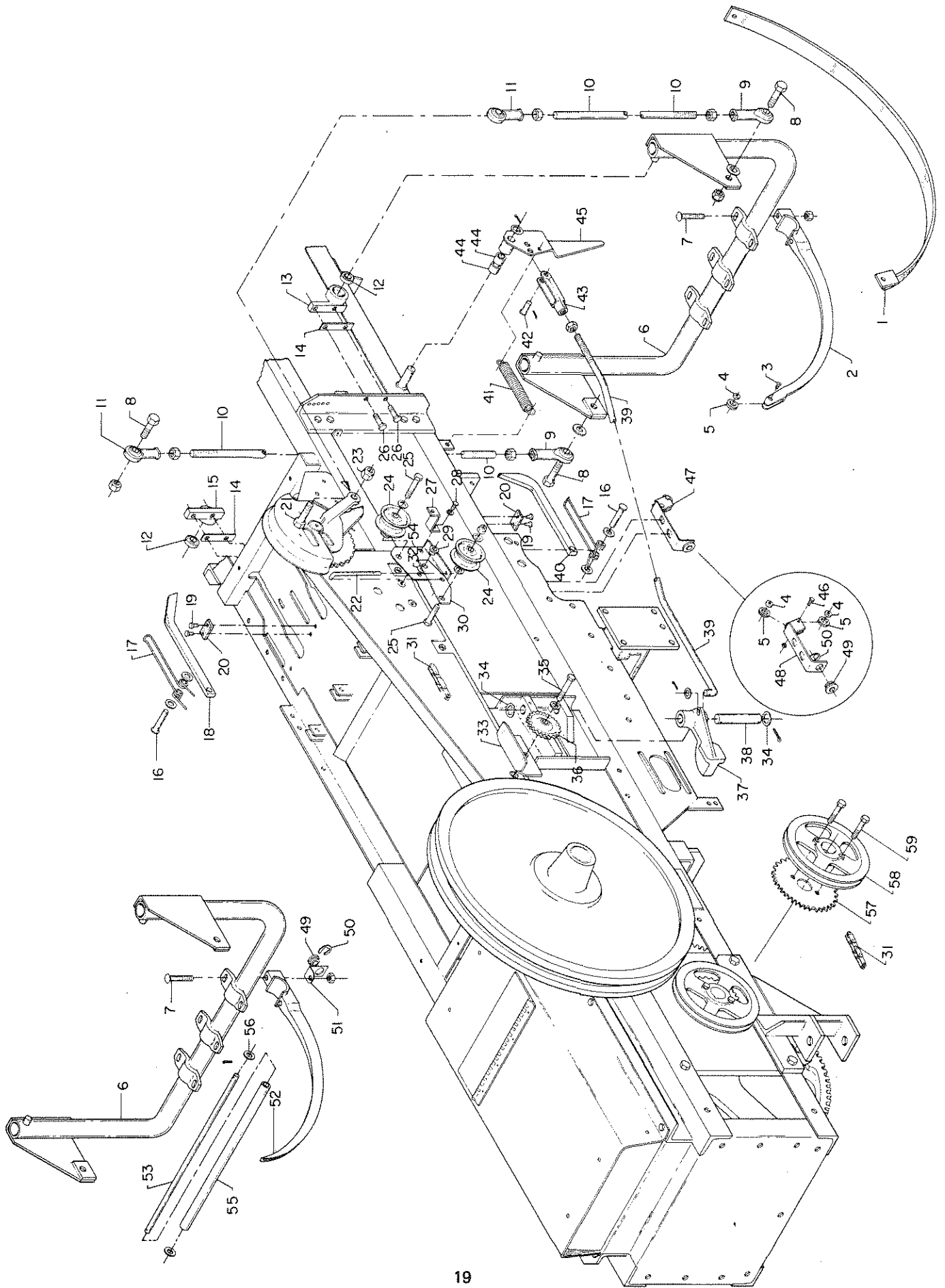
THROTTLE AND TENSION CONTROL STAND

REF. NO.	PART NO.	DESCRIPTION	REF. NO.	PART NO.	DESCRIPTION
1	STN4939	Leg, standard	19	F1129	Cable complete for throttle, 12 ft.
2		5/8" x 2" N.C. cap screw		F1011	Conduit, 12 ft.
3	STN4941	Standard only		F1012	Wire, 13 ft.
4	F1020	Clevis pin, 3/8" x 1"	20	F5554	Knob
5		5/16" x 1" N.C. cap screw	21	F1433	Throttle lever
6	F1018	Mounting base plate	22	F1002	Conical washer
7		5/16" flat washer	23		5/16" x 3/4" N.C. cap screw
8	STN4937	Mounting base angle	24		3/8" x 1" N.C. cap screw
9	F1019	Hairpin cotter key	25	FD-1	Decal
10		5/16" x 2 1/2" N.C. cap screw	26	F1452	Control box cover
11	F1004	Indicator, tension control	27	F1003	Friction disc
12	F1005	Adjusting stud nut, tension	28	F5559	Beech nut w/nut and washer
13	F1006	Adjusting rod	29	F1025	Control box complete, baler mounted
14	F1007	Control knob		F1026	Control box complete, tractor mounted
15	F1131	Thrust bearing		F1451	Control box complete, less cable & standard
16	F1008	Control box	30	F7013	Throttle cable bracket
17	F5545	Swivel fasteners, throttle	31	F5264	Clamp, throttle cable
18	F1130	Cable complete for tension control, 24 ft.			
	F1013	Conduit, tension control, 24 ft.			
	F1014	Wire, tension control, 25 ft.			



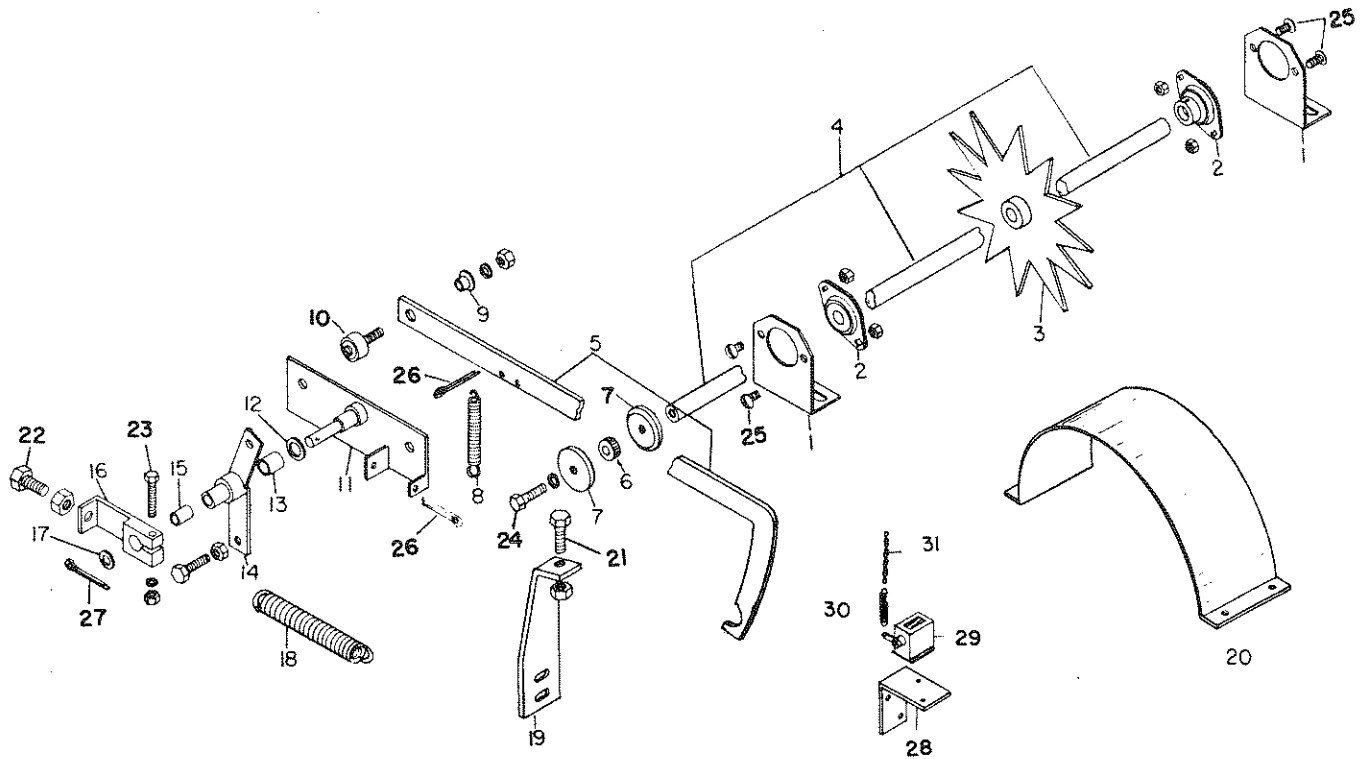
FEED ARM DRIVE, FEED ARM AND FEED FORK ASSEMBLY

REF. NO.	PART NO.	DESCRIPTION	REF.	PART	DESCRIPTION
1	F7966	Feed fork complete	50	F7604	Latch
	F8231	Feed fork frame only	51	F7610	Quad ring for F7604 latch
2		7/16" x 1 1/2" NFHT cap screw	52	F7607	Bushing for F7604 latch
3	F1195	Clip for tines	53	F7605	Latch hinge pin
4	F1603	Tine, leading, short, 2 used	54	F1559	Trip arm pin
5	F1193	Bushing and stop for tines	55	F1557	O ring, 2 used
6		7/16" NF nut	56	F8262	Trip arm sleeve
7		3/8" NC fiber lock nut	57	F1556	Trip arm bushing
8	F1189	Tine, outside center	58	F7606	Trip arm
9	F7969	Tine, trailing, outside, 2 1/2" offset	59	F822	Cam follower for spring arm, CF1-S
10		3/8" x 2 1/2" NFHT cap screw, 5 used	60		5/8" NC nut
11	F7968	Tine, trailing, center	61		5/8" x 1 1/4" N.C. cap screw
12	F7970	Strap for feed fork tine, inside	62	F1561	Trip arm spring rod clevis pin
13		7/16" x 1 3/4" NFHT cap screw	63	F1643	Trip arm spring rod
14	F7967	Tine, trailing, inside, 1" offset	64	F8296	Trip arm spring
15	F7971	Strap for feed fork tine, outside	65		3/4" Machine bushing(as required)
16	F7529	Torque shaft, 1 1/2"	66	F8233	Feed arm, with 1-1/8" hole
17	F8247	Washer, 1-1/8" x 3" x 8 ga.	67		5/8" N.C. fiber lock nut
18	F8245	Hardened washer, 1 1/4" x 3" x .062"	68		5/8" x 5" N.C. cap screw
	F8246	Hardened washer, 1 1/4" x 3" x .025"	69	F8136	Dust cap
19	F8260	Feed arm conn. rod assembly	70		10-32 x 3/8" flat head socket cap screw
20	F8250	Bearing block, B2816	71		1/2" x 4" NFHT cap screw, 3 used
21	F8249	Bearing block with bearings, 2 used	72		1/2" x 1/2" hollow head set screw, 3 used
22	F8252	Bearing for block, B1816	73	ZZ425	Key, feed arm drive shaft, 5/8" x 5/8" x 2 1/4"
23		1-1/8" x 14 ga. machinery bushing	74	F8235	Crank arm, -76
		1-1/8" x 18 ga. machinery bushing		CRA7072	Crank arm, 77-
24	F8253	Pin, bearing	75	F8130	Retaining ring, RR425
25	F8351	Crank pin only	76	F8129	Plug cap, HP 4 1/4
26	F8251	1-1/8" NF elastic stop jam nut	77	F8131	Nut, bearing takeup, N-12, 2 used
27	F8361	Crank pin with washers & nuts complete	78	F8132	Lock washer, W 12
		7/16" x 2 1/2" NF cap screw	79	F8257	Yoke and bearing block assembly, less pin assembly
28		Swivel yoke only	80	F8134	Bearing cone, JLM710949, 2 used
29	F8254	Feed arm conn. rod only	81	F8133	Bearing cup, JLM710910, 2 used
30	F8258	1 1/4" x 14 ga. machinery bushing	82		5/8" N.C. fiber lock nut, 2 used
31	F8140	Jam nut, 2" - 12	83	F1661	Hydraulic shut-off fitting, No. 1940B
32	F8259	Swivel nut, feed arm shaft	84		5/8" x 2" N.C. cap screw, 2 used
33	F8256	Bearing block yoke	85	F8126	Pivot shaft
34		7/16" x 2 1/4" N.F. cap screw	86	F8135	Oil seal, 55304
35		5/8" x 3" N.C. cap screw	87	F8137	Pivot shaft strap, rear, 16" chamber
36	F4050	Latch roller		F8138	Pivot shaft strap, rear, 17" chamber
37		3/8" NF Fiber lock nut	88		5/8" x 2 1/2" N.C. cap screw, 2 used
38	F7533	Roller plate	89	F8185	Pivot shaft strap, front, 16" chamber
39	F7534	Bolt, 3/8" x 2 3/4" NFHT		F8186	Pivot shaft strap, front, 17" chamber
40		3/8" x 2 3/4" NC hollow head cap screw	90		5/8" x 1 3/4" N.C. cap screw, 2 used
41		1/2" NF nut	91	F8128	Feed arm bearing housing with bearing cups
42	F7532	Bottom plate	92	F8255	Swivel yoke and bearing assembly, less pin assembly
43		1/2" x 3" NF grade 8 cap screw	93	F8265	Feed arm pivot shaft assembly, (Ref. 16, 26, 32, 37-70, 75-91)
44	F8139	Pivot shaft sleeve	94		1/2" high nut
45	F8141	Bushing for torque shaft bearing	95	WAS104	1/2" structural washer
46	F8127	Torque shaft bearing with bushing	96		5/8" x 3 1/2" NF Cap Screw
47	F8187	Pivot shaft washer, 2-5/8" x 3 1/2" x 14 ga.	97	ZZ 100	1/4" x 20 Zerk
48	F8334	Pivot shaft washer, 2-5/8" x 3 1/2" x 20 ga.			
49	F8315	Washer, 1/2" x 7/8" x .030"			



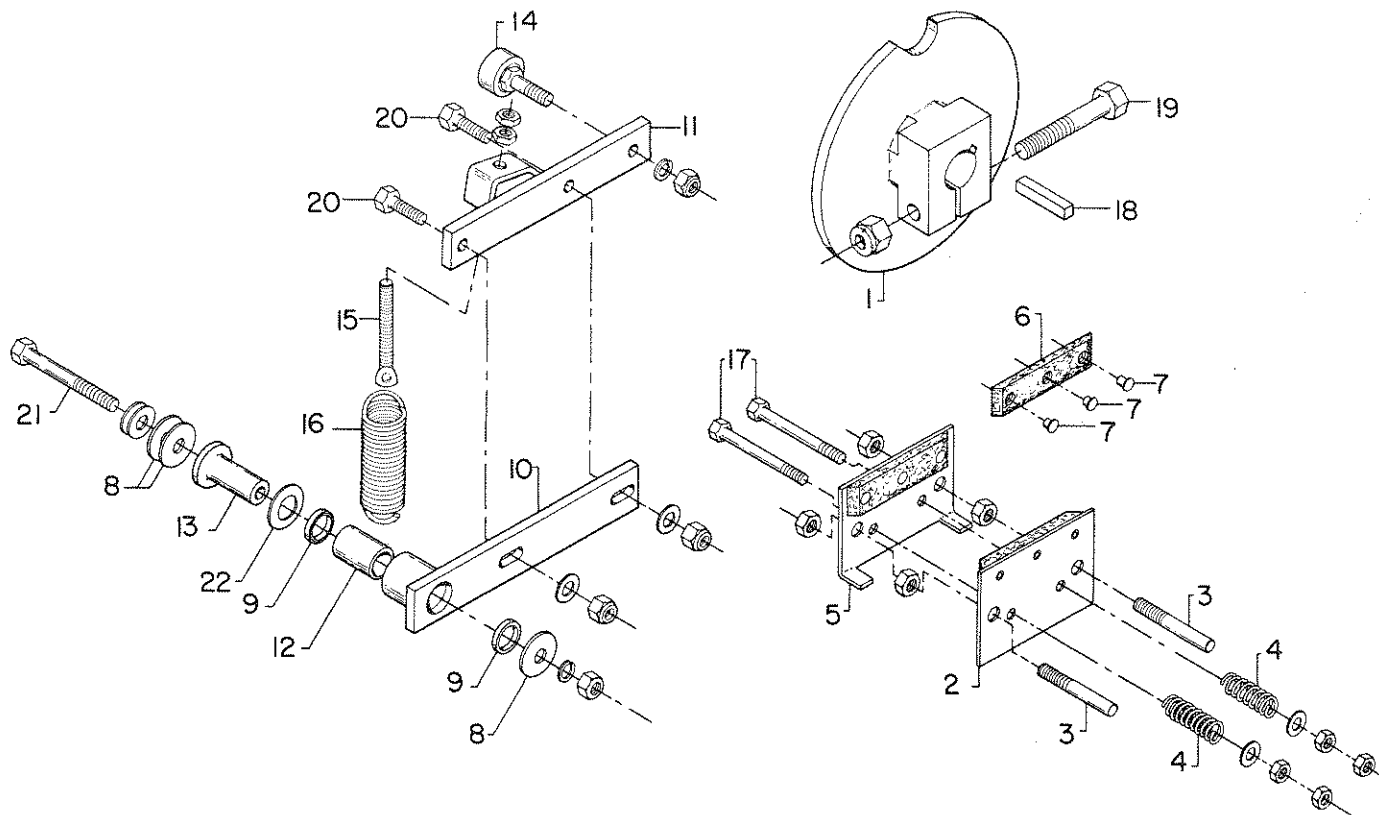
KNOTTER DRIVE AND NEEDLE AND YOKE ASSEMBLY

REF. NO.	PART NO.	DESCRIPTION
1	F7569	Needle guard, L.H.
	F7568	Needle guard, R.H.
2	F8177	Needle, wire, complete w/roller
3	F4016	Bolt, needle roller
4	F4015	Bushing, needle roller
5	F4014	Roller, needle
6	F7903	Needle yoke
7	F7552	Bolt with nut, 1/2" x 3/4" carriage, 3 used
8	F1552	Bolt, drive rod to needle yoke w/nut
9	F1549	Drive rod end, R.H. thread, 2 used
10	F7554	Drive rod, 2 used
11	F1550	Drive rod end, L.H. thread, 2 used
12	F7523	Bearing, KP12A
13	F7522	Needle yoke bearing complete, L.H.
14	F1702	Shim for needle yoke bearing
15	F7521	Needle yoke bearing complete, R.H.
16	F220	Hay dog pin
17	F188	Hay dog spring
18	F7911	Hay dog, top
19		1/4" x 1/2" self-tapping screw
20	F1589	Rubber pads
21	F1551	Bolt, drive rod to clutch
22	F8084	Chain tightner adjusting bolt
23		3/4" NF elastic stop nut
24	F883	Idler pulley and tightner, knotter chain, 2 used
25		1/2" x 2 3/4" N.C. cap screw, 2 used
26		1/2" x 1 1/4" N.C. cap screw
27	F8154	Bracket for knotter drive chain shield
28		3/8" x 3/4" N.C. cap screw
29	F440	Ferrule
30	F8083	Chain tightner bracket
31	CHN6240	Knotter drive chain, twine, 240P No. 60
	F7055	Knotter drive chain, wire, 239P No. 60
	F759	Offset link, RC 60
	F760	Connecting link, RC 60
	F761	Roller link, RC 60
32	F246	Washer
33	F8112	Chain hold down
34		1" x 14 ga. machine bushing
35		1/2" x 3/4" N.C. cap screw
36	F7397	Sprocket for chain divider, 2 used
37	F7547	Plunger stop dog
38	F7588	Plunger dog pin
39	F7524	Plunger dog return rod
40	F837	Hay dog, bottom
41	F1517	Plunger dog return spring
42	F7527	Clevis pin
43	F7526	Clevis
44	F7845	Bushing for plunger dog return lever, 7/8" x 1" x 7/8"
45	F7652	Plunger dog return lever
46		1/4" x 1" N.C. cap screw
47	F4205	Wire guide complete, lower rear
48	F4222	Wire guide frame
49	F856	Wire guide bushing
50	F857	Snap ring for F856 bushing
51	F7973	Holder for needle twine guide bushing
52	F1611	Needle, twine
53	F8104	Bottom twine guide rod
54	F8086	Idler roller bracket
55	F8105	Bottom twine guide pipe
56		1/2" flat washer
57	F753	Sprocket, knotter drive, 32T No. 60
58	F9A	Sheave, pickup drive
59		1/2" x 2 3/4" N.C. cap screw



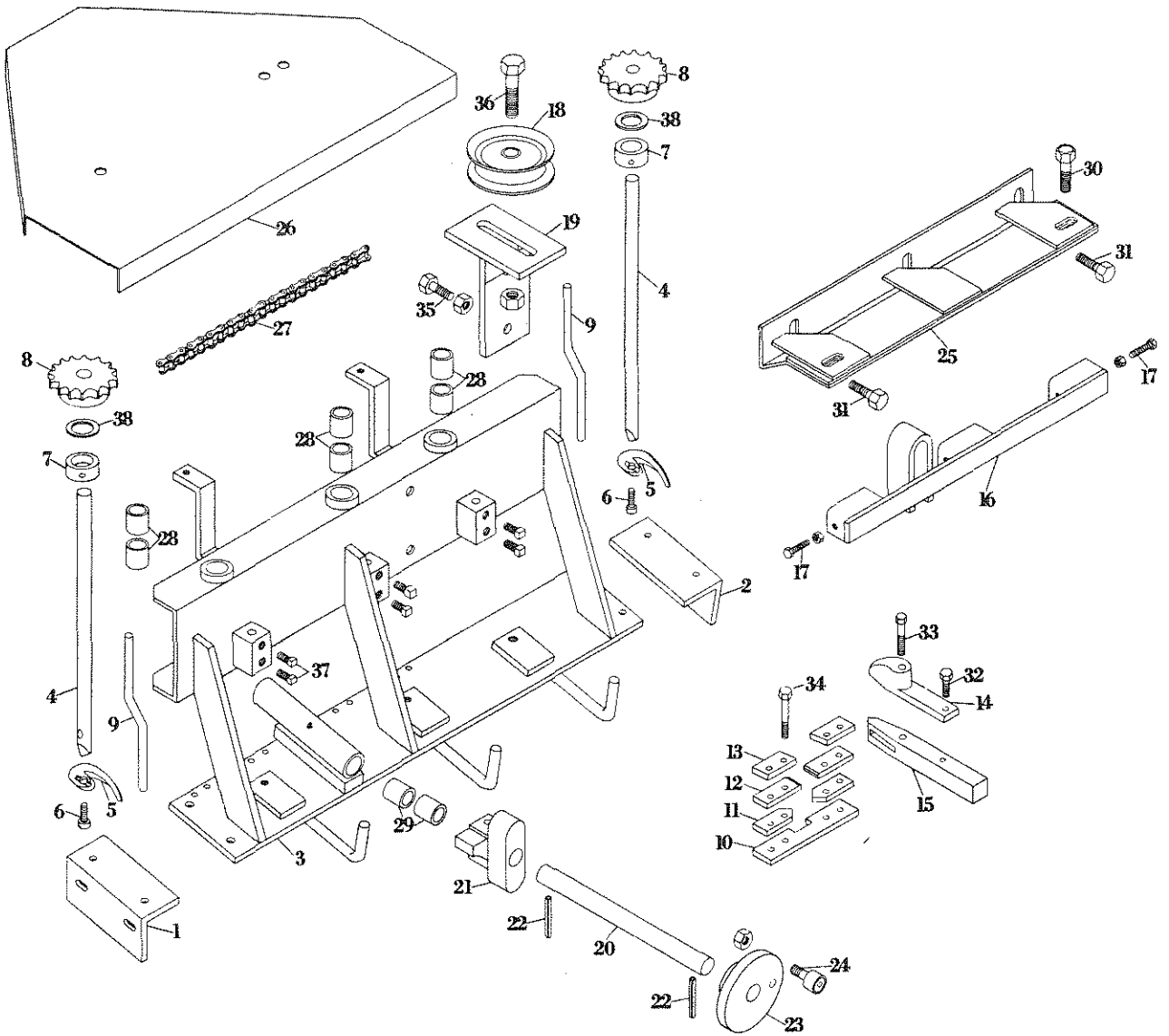
KNOTTER TRIP ASSEMBLY

REF. NO.	PART NO.	DESCRIPTION	REF. NO.	PART NO.	DESCRIPTION
1	F1617	Meter wheel shaft bracket, 2 used	17		1/2" x 7/8" - 14 ga. machine bushing
2	F1618	Meter wheel shaft bearing complete, 2 used	18	F1517	Trip spring
	F1619	Bearing only, RA012NPPB	19	F1632	Meter trip bar stop with bolt
	F1889	Flangett only, 47MST	20	F1608	Shield for meter wheel
	F1890	Locking collar only, S1012K	21		1/2" x 1 1/4" N.C. cap screw, trip bar stop
3	F1531	Meter wheel, 10"	22		1/2" x 1 1/4" N.C. cap screw, clutch stop
4	F8022	Meter wheel shaft	23		5/16" x 2" N.C. cap screw, clutch stop clamp
5	F1686	Meter trip bar	24		3/8" x 1 1/4" N.C. cap screw, knurled roller and washer
6	F1687	Knurled friction disc			
7	F8023	Guide washer	25		5/16" x 3/4" NCBH machine screw, bearing to bracket
8	F278	Spring	26		3/16" x 3/4" cotter key
9	F440	Ferrule	27		1/8" x 1" cotter key
10	F1572	Cam follower bearing	28	F7391	Bale counter mounting angle
11	F1513	Knotter trip mount	29	F304	Bale counter, Veeder Root
12		3/4" x 1 1/4" - 10 ga. machine bushing		F635	Arm w/screw for F304
13	F7227	Bushing, 3/4" x 7/8" x 3/4" oilite		F636	Reset knob for F304
14	F1514	Reset lever	30	F638	Spring, bale counter
15	F1568	Bushing, rest lever, 1/2" x 5/8" x 1" oilite	31	F637	Chain, bale counter
16	F1515	Clutch stop lever			



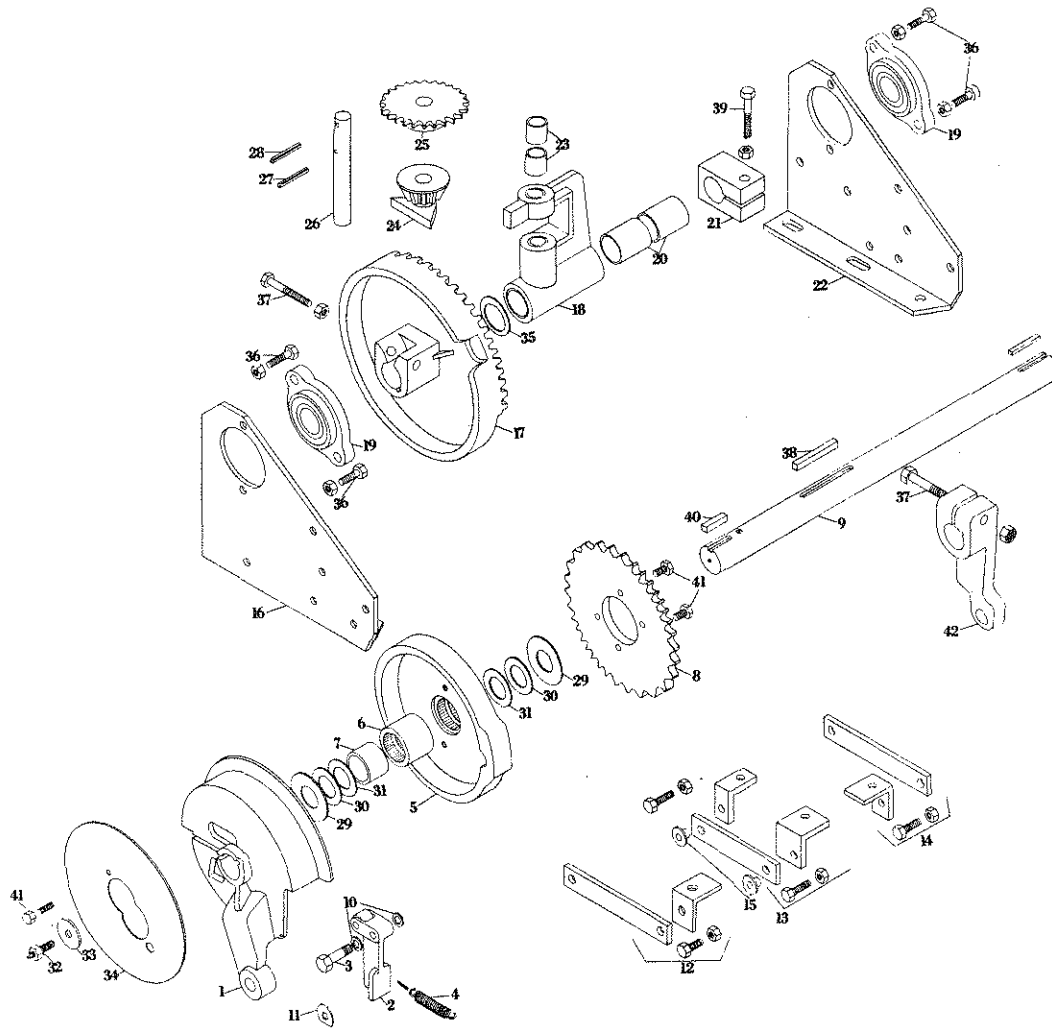
KNOTTER BRAKE ASSEMBLY

REF. PART NO.	NO.	DESCRIPTION
1	F7528	Brake disc with hard notch, 1-3/8"
2	F7450	Outside brake plate with lining
3	F7451	Brake plate stud, 2 used
4	F7453	Brake plate spring, 2 used
5	F7449	Inside brake plate with lining
6	F7454	Brake lining with rivets, 2 used
7		Rivets for brake lining, 6 used
8	F246	Saddle lever washer
9	F7587	Seal for saddle lever anchor, 63123 Victor
10	F7561	Saddle lever lower half with bushing
11	F7560	Saddle lever upper half with spring anchor
12	F7586	Bushing for saddle lever, 3/4" x 1" x 1 1/2"
13	F7585	Saddle lever sleeve
14	F1572	Cam follower, saddle lever
15	F7448	Saddle lever spring eyebolt
16	F7559	Saddle lever spring
17	F7452	Brake plate bolt, 1/4" x 3 1/2" NC
18	F7904	3/8" x 3/8" x 2" key for brake disc
19		1/2" x 3/4" NC cap screw w/fibre lock nut for brake clamp
20		5/16" x 1 1/4" NC cap screw w/fibre lock nut for saddle lever
21		3/8" x 3 1/2" NC cap screw w/fibre lock nut for saddle lever anchor



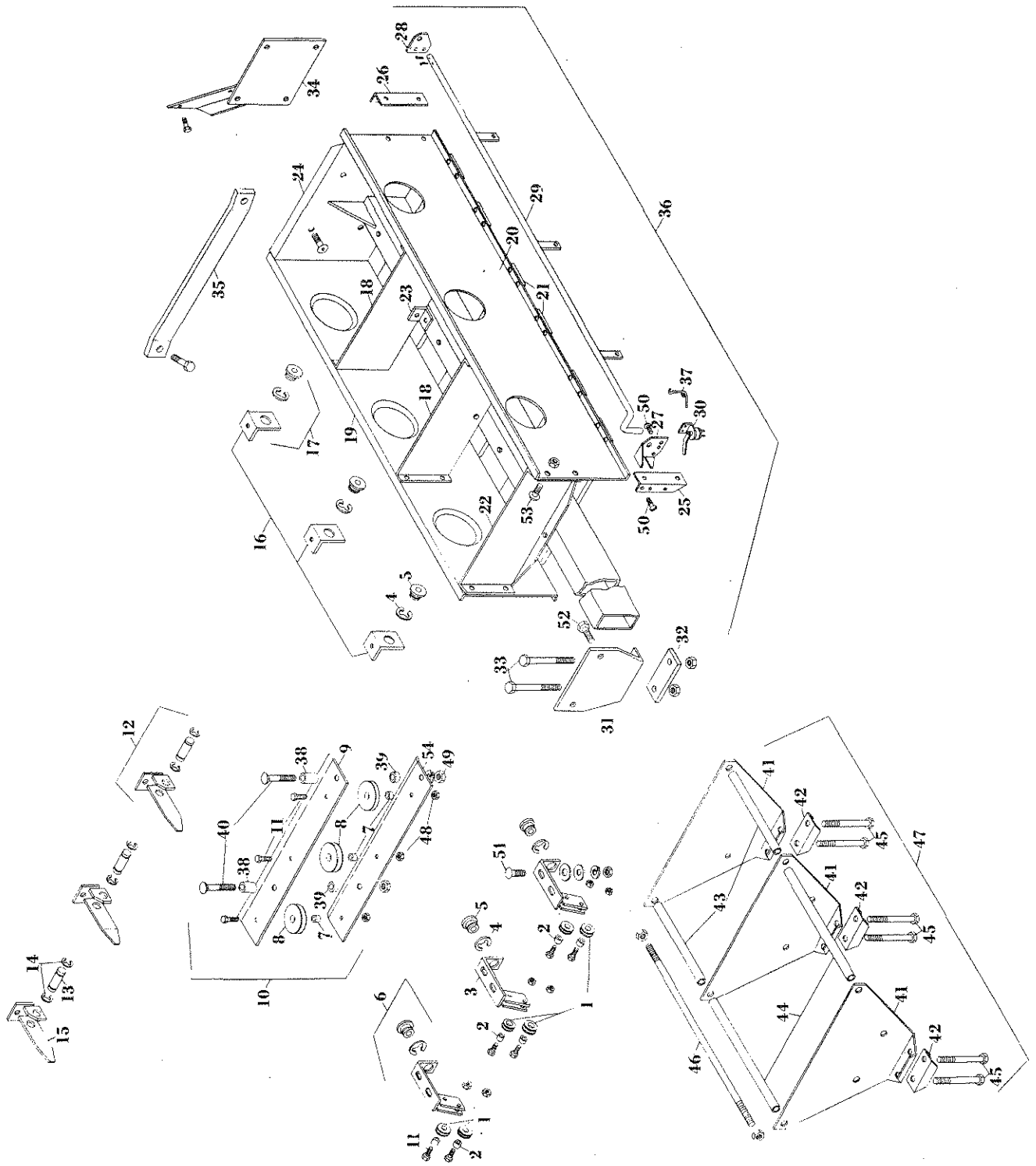
WIRE KNOTTER

REF. NO.	PART NO.	DESCRIPTION	REF. NO.	PART NO.	DESCRIPTION
1	F7062	Knotter mounting angle, L.H.	21	F7075	Shuttle bar drive cam
2	F7065	Knotter mounting angle, R.H.	22	F7076	Roll pin, 1/4" x 1 1/2"
3	F7793	Twister and shuttle bar frame	23	F7078	Shuttle bar crank flange
4	F7089	Twister shaft	24	F7079	Cam follower
5	F4046	Twister hook	25	F7794	Upper wire guide bracket
6	F7248	Twister hook bolt	26	F7064	Shield, -76
7	F172	Set collar, 3/4"		SHD7494	Shield, 77-
8	F4024	Sprocket, twister shaft, 15T	27	F7796	Twister drive chain, 77P No. 40
9	F7318	Wire holder rod	28	F7227	Bushing, twister shaft
10	F7087	Wire knife	29	F7227	Bushing, cam shaft
11	F7086	Gripper spacer, bottom	30		3/8" x 1 1/4" N.C. cap screw
12	F7085	Wire gripper	31		3/8" x 1" N.C. cap screw
13	F7084	Gripper top plate	32		5/16" x 3/4" N.C. cap screw
14	F7312	Wire divider	33		3/8" x 2 1/2" NFHT cap screw
15	F7313	Wire gripper tongue	34		5/16" x 1 3/4" NFHT cap screw
16	F7792	Shuttle bar with adjusting screws	35		3/8" x 1" N.C. cap screw
17	F7081	Shuttle bar adjusting screws	36		1/2" x 2" N.C. cap screw
18	F7330	Chain tightener pulley	37		3/8" x 3/4" N.C. square head set screw
19	F7329	Chain tightener pulley bracket	38		Washer, 10 ga., 3/4"
20	F7077	Cam shaft			



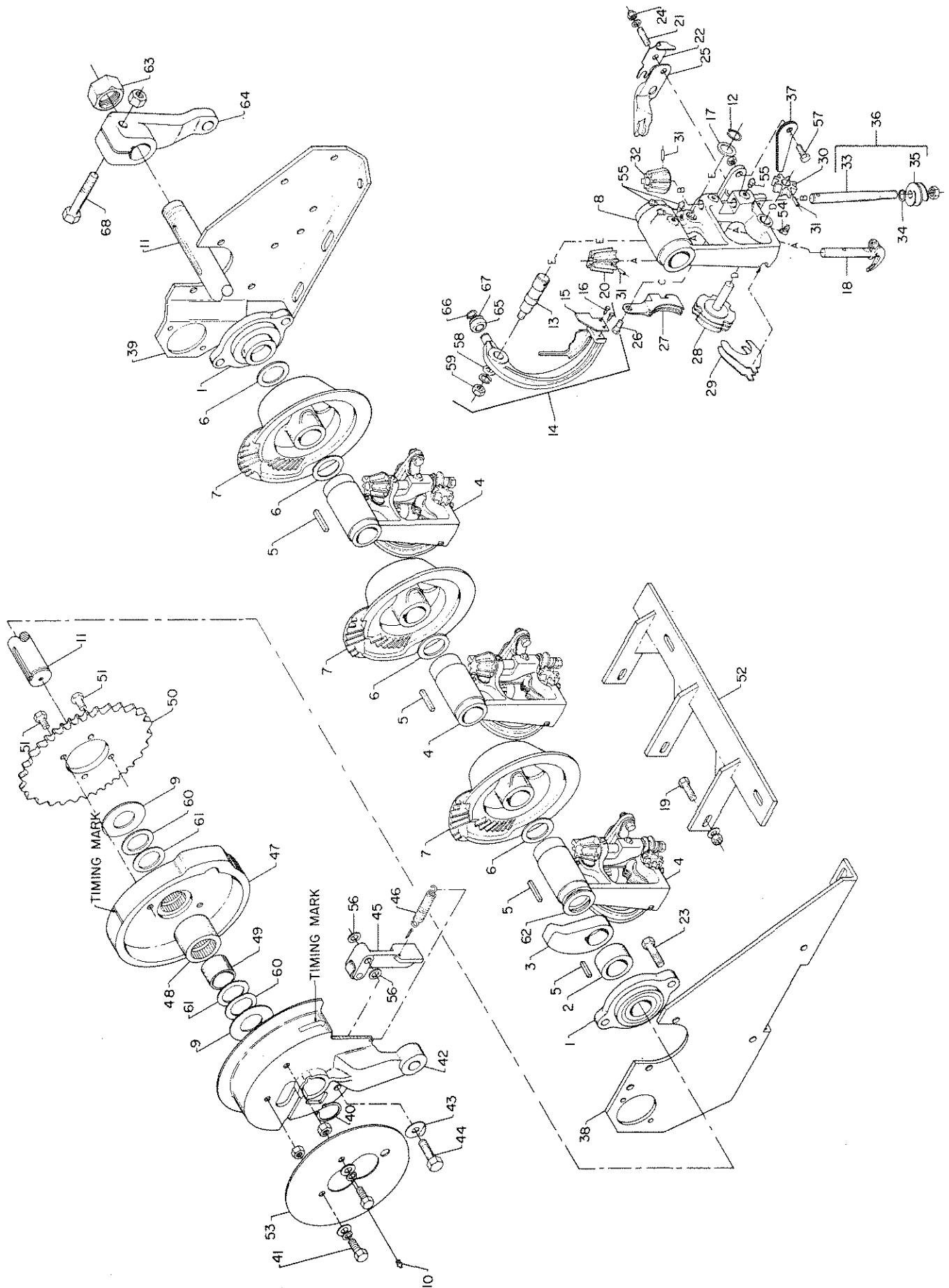
WIRE KNOTTER

REF. NO.	PART NO.	DESCRIPTION	REF. NO.	PART NO.	DESCRIPTION
1	F7519	Clutch w/pawl, 1-3/8"	23	F7247	Bushing for F7072 frame, 7/8" x 1" x 1"
2	F1622	Clutch pawl	24	F7431	Pinion
3	F1633	Clutch pawl pin	25	F7257	Twister drive sprocket, 40B25
4	F4115	Spring, clutch pawl	26	F7069	Pinion shaft
5	F4133	Notched clutch disc with F4134 bearing, 1-3/8"	27	F7076	Roll pin, pinion to shaft, 1/4" x 1 1/2"
6	F4134	Bearing for F4133 disc	28	F4030	Roll pin, sprocket to shaft, 1/4" x 2"
7	F4135	Inner race for F4134 bearing	29	F4136	Hardened washer, 1-3/8" I.D., 16 ga.
8	F755	Clutch sprocket (32T- no. 60)	30	F4159	Knotter shaft spacer washer, 10 ga.
9	F7456	Knotter shaft	31	F4161	Knotter shaft spacer washer, 18 ga.
10	F1623	Washer, 7/16" I.D. x 7/8" O.D. x .025"	32	F1576	Adapter with 1645B zerk, end of knotter shaft
11	F1620	Clutch pawl pin lock	33	F246	Knotter shaft end washer, L.H.
12	F7349	Brace w/angle, L.H.	34	F7987	Shield for knotter clutch
13	F7346	Brace w/angle, center	35	F4159	Washer spacer, 10 ga., 1-3/8" I.D.
14	F7345	Brace w/angle, R.H.		F4160	Washer spacer, 14 ga., 1-3/8" I.D.
15	F440	Ferrule for F7346 brace		F4161	Washer spacer, 18 ga., 1-3/8" I.D.
16	F7571	Knotter mount, L.H.	36		3/8" x 1 1/2" N.C. cap screw
17	F7432	Intermittent gear	37		1/2" x 3" N.C. cap screw
18	F7072	Pinion frame	38		3/8" x 3/8" x 2 3/4" key
19	F7063	Bearing, knotter shaft, 2 used	39		1/2" x 2 3/4" N.C. cap screw
20	F4137	Bushing for F7072 frame, 1-3/8" x 1 1/2" x 2"	40		3/8" x 3/8" x 2" key
21	F4138	Clamp collar	41		3/8" x 1" N.C. cap screw
22	F7570	Knotter mount, R.H.	42	F7461	Needle yoke drive arm
				F7980	Wire knotter complete with clutch & brake



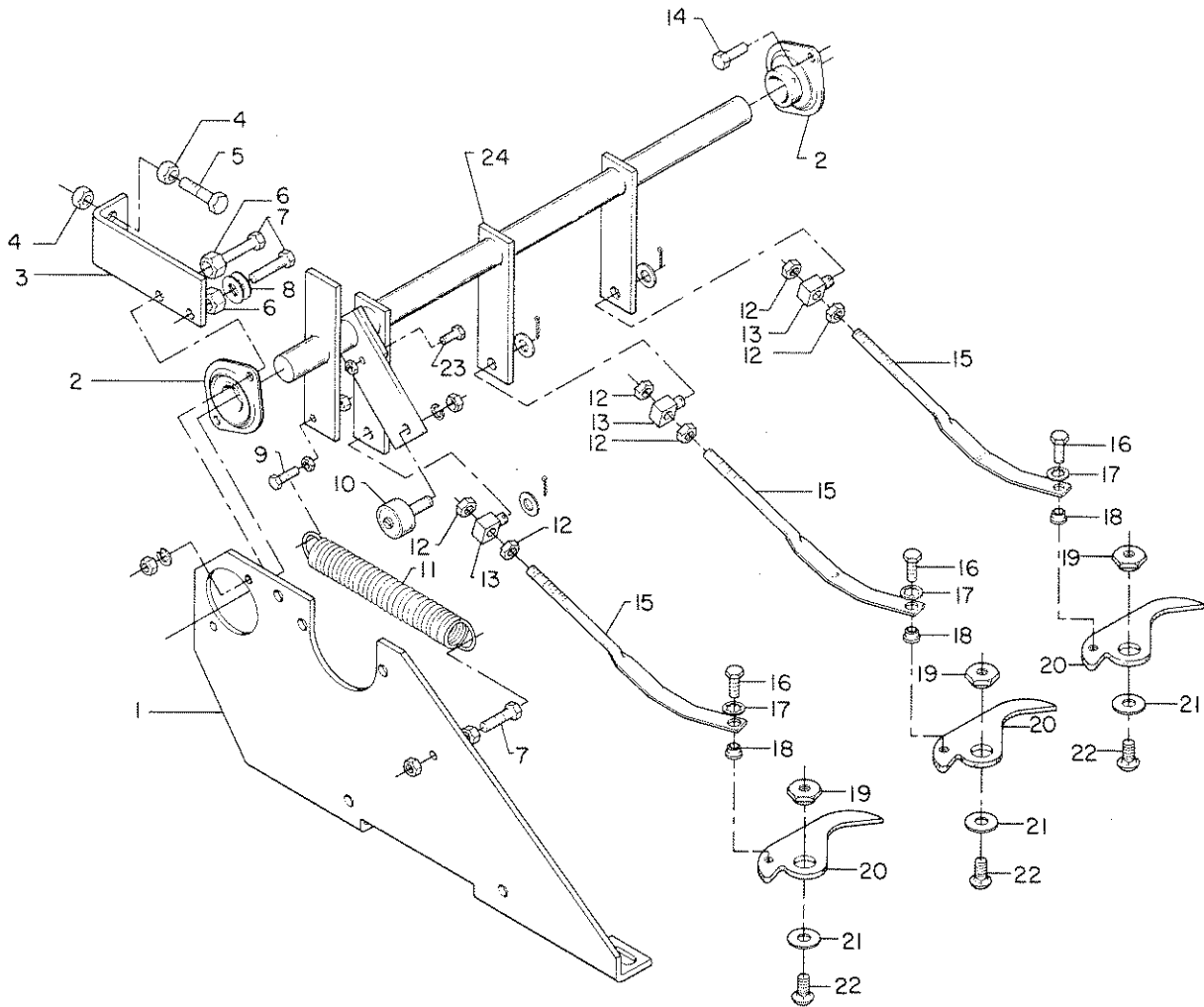
WIRE BOX AND WIRE GUIDES

REF. NO.	PART NO.	DESCRIPTION
1	F4014	Roller for wire guide and needle
2	F4015	Bushing for F4014 roller
3	F4222	Wire guide frame only (lower rear)
4	F857	Snap ring for F856 bushing
5	F856	Wire guide bushing
6	F4205	Wire guide complete, lower rear
7	F4068	Bushing for F4067 roller
8	F4067	Roller, lower front wire guide
9	F8173	Wire guide bracket, top bracket
10	F8174	Wire guide complete, lower front
11		Bolt with lock nut, 1/4" x 1" N.C. cap screw, 3 used
12	F4203	Upper wire guide complete with pin
13	F4204	Upper wire guide wear pin
14	F5159	Snap ring for wear pin
15	F4225	Upper wire guide, bracket only
16	F4163	Wire guide bracket, rear
17	F4224	Wire guide bracket complete with bushing
18	F7637	Wire box divider
19	F7638	Wire box side, front
20	F7639	Wire box side, rear
21	F7640	Wire box bottom slats
22	F7641	Wire box end, left
23	F7642	Wire box divider angle
24	F7643	Wire box base with end plate
25	F7644	Angle for wire alarm mounting bracket, L.H.
26	F7645	Angle for wire alarm mounting bracket, R.H.
27	F4191	Mounting bracket for wire alarm rod, L.H.
28	F4190	Mounting bracket for wire alarm rod, R.H.
29	F7608	Rod for wire alarm
30	F946	Switch only for wire alarm
31	F7555	Wire box mounting bracket
32	F7556	Bottom support plate for F7555
33		Bolt with nut 1/2" x 5 1/2" N.C. cap screw
34	F7557	Wire box mounting bracket, R.H.
35	F7705	Brace for F7557 R.H. wire box bracket
36	F7515	6 compartment wire box complete with braces and harness
37	F4210	Spring for wire alarm rod
38	F8175	Spacer 1 1/4"
39	F8176	Spacer, 13/32"
40		3/8" x 3" No. 3 plow bolt, 2 used
41	F6317	Wire carrier end plate
42	F6318	Wire carrier clamp
43	F7231	Pipe spacer, wire carrier, short
44	F7232	Pipe spacer, wire carrier, long
45		3/8" x 5" N.C. cap screw
46	F7230	Stay bolt, wire carrier
47	F4228	Wire carrier complete
48		1/4" N.C. fiber lock nut
49		3/8" N.C. fiber lock nut
50		1/4" x 1/2" machine screw
51		3/8" x 1 1/2" N.C. carriage bolt
52		1/2" x 3/4" N.C. cap screw
53		5/16" x 3/4" machine screw
54	F8311	Wire guide, bottom bracket



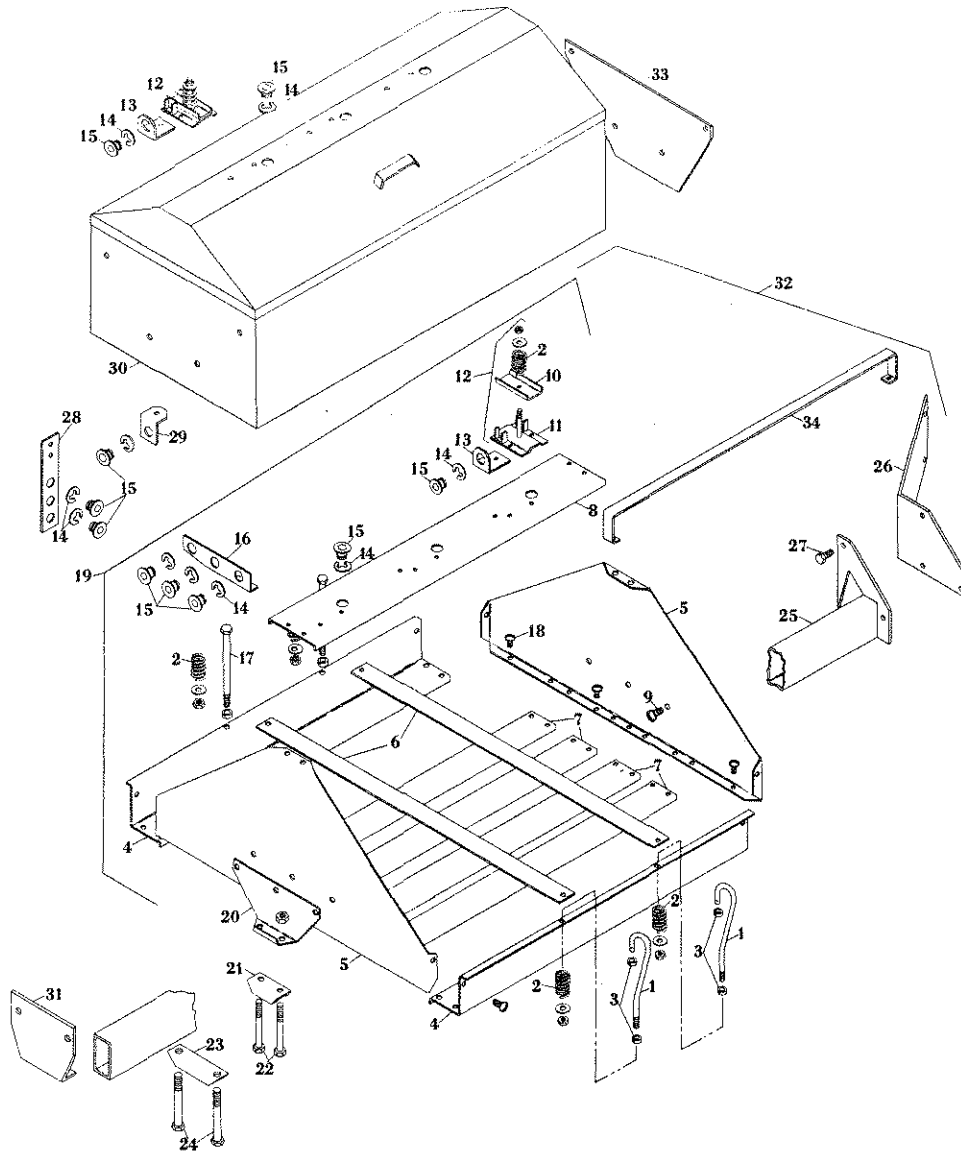
TWINE KNOTTER

REF. NO.	PART NO.	DESCRIPTION	REF. NO.	PART NO.	DESCRIPTION
1	F7063	Knotter shaft bearing, 1-3/8"	37	F8052	Twine holder spring, 3 used
2	F99	1-3/8" set collar	38	F8369	Twine knotter mount, L.H.
3	F7940	Twine finger drive cam	39	F8368	Twine knotter mount, R.H.
4	F8053	Knotter frame complete	40	F7988	Snap ring, No. 5160-137
5	F4104	Key, 3/8" x 3/8" x 1 1/2", cam gear	41		3/8" x 1" N.C. cap screw, 2 used
	F7904	Key, 3/8" x 3/8" x 2", clutch	42	F7519	Clutch w/pawl, 1-3/8" shaft
	F8054	Key, 3/8" x 3/8" x 3/4", cam	43	F1620	Clutch pawl pin lock
6	F4159	Knotter shaft spacer washer, 10 ga.	44	F1633	Clutch pawl pin
	F4160	Knotter shaft spacer washer, 14 ga.	45	F1622	Clutch pawl
	F4161	Knotter shaft spacer washer, 18 ga.	46	F4115	Spring clutch pawl
	F7977	Knotter shaft spacer washer, .010"	47	F4133	Notched clutch disc w/F4134 bearing
	F7978	Knotter shaft spacer washer, .005"			
7	F7942	Knotter cam gear	48	F4134	Bearing
8	F7943	Knotter frame only	49	F4135	Inner race
9	F4136	Hardened washer, 1-3/8" I.D., 16 ga.	50	F755	Sprocket, knotter clutch, 60A32
10		1/8" P.T. straight grease fitting No.1710B	51		3/8" x 1" N.C. cap screw
11	F8370	Knotter shaft, adjustable, 330T, 1-3/8"	52	F8371	Knotter head anchor
12	F7976	Snap ring for knife arm pin	53	F7987	Shield for knotter clutch
13	F7884	Knife arm pin	54	F7882	Zerk, 90°
14	F8050	Knife arm complete	55	F7883	Zerk, straight
15	F8049	Twine knife	56	F1623	Washer, clutch pawl
16	F7859	Twine knife screw	57		3/8" x 1" cap screw
17	F7860	Knife arm washer	58	F7892	Knife arm shaft washer
18	F7861	Knotter bill hook	59	F7893	Knife arm shaft nut
	F8068	Knotter bill hook pinion spacer washer, .020"	60	F4159	Knotter shaft spacer washer, 10 ga.
	F8069	Knotter bill hook pinion spacer washer, .035"	61	F4161	Knotter shaft spacer washer
	F8070	Trigger for F7861 Knotter bill hook	62	F4159	Knotter shaft spacer washer, 10 ga. (use 1)
	F8071	Pin for F8070 trigger		F4160	Knotter shaft spacer washer, 14 ga. (use 2)
19		3/8" x 1 1/4" N.C. cap screw		F4161	Knotter shaft spacer washer, 18 ga. (use 1)
20	F7862	Pinion, knotter hook			1-3/8" N.F. elastic stop jam nut
21	F7948	Knotter hook cam adjusting screw	63		
22	F7947	Knotter hook cam adjusting spring	64	F7461	Needle yoke drive arm
23		7/16" x 1 1/2" N.F. cap screw	65	F8274	Roller
24	F7949	Knotter hook cam adjusting screw nut	66	F8275	Snap ring
25	F8051	Knotter hook cam	67	F8280	Washer
26	F7867	Twine holder bolt	68		1/2" x 3" N.C. cap screw
27	F7868	Twine holder			
28	F7869	Twine disc			
29	F7870	Twine disc cleaner			
30	F7871	Pinion, twine holder disc			
31	F7872	Roll pin			
32	F7873	Pinion, knotter worm			
33	F7874	Knotter worm shaft			
34	F1680	Washer, knotter worm shaft, 28 ga.		TNK7130	Twine knotter assembly complete with mounts, clutch assembly and brake assembly
	F657	Washer, knotter worm shaft, 10 ga.			
	F658	Washer, knotter worm shaft, 14 ga.		TNK7131	Twine knotter shaft assembly with clutch and brake disc
	F659	Washer, knotter worm shaft, 18 ga.			
35	F7875	Knotter worm only			
36	F7876	Knotter worm and shaft complete			



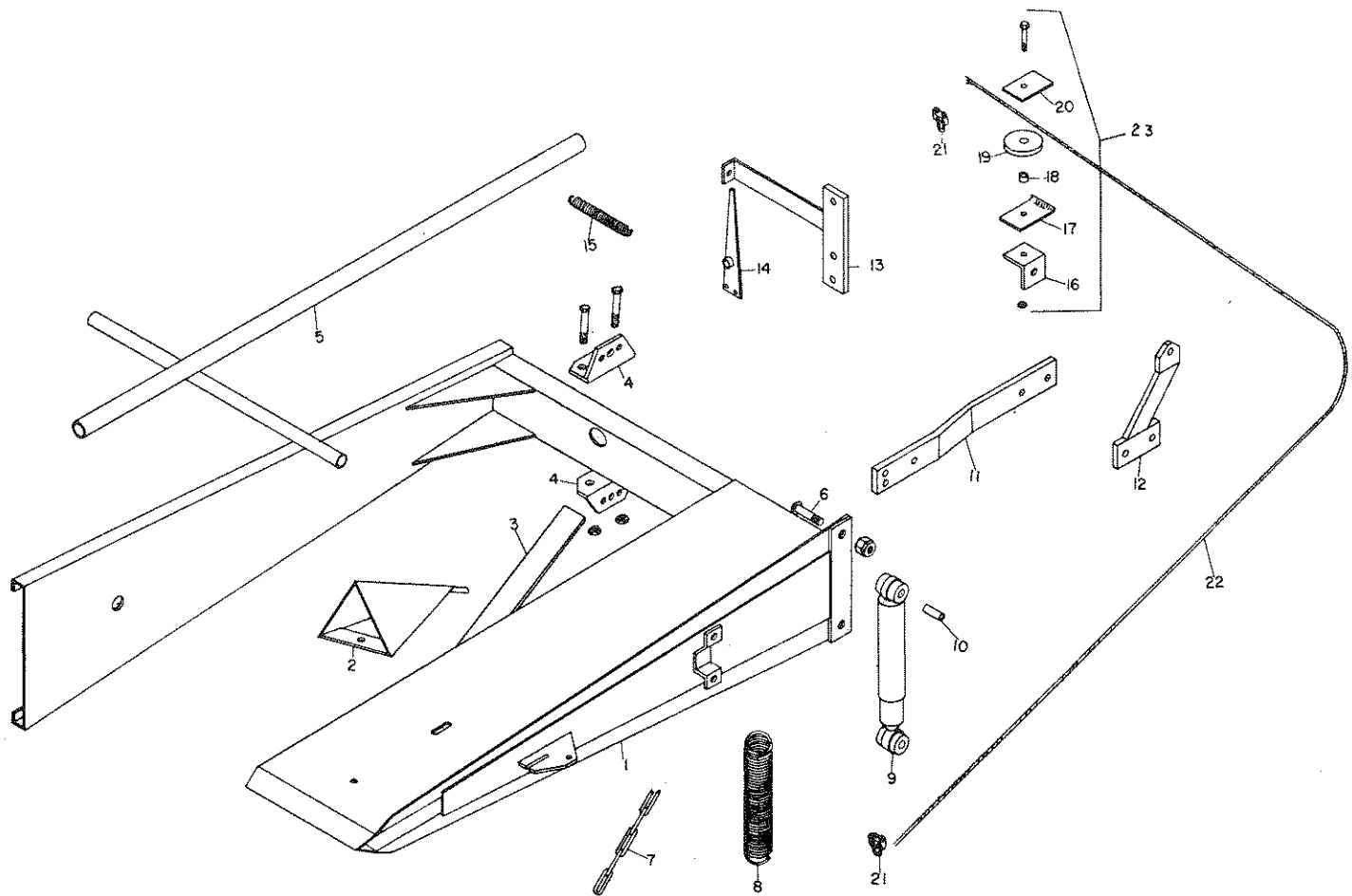
TWINE FINGER DRIVE

REF. NO.	PART NO.	DESCRIPTION
1	F8369	Twine knotter mount, L.H.
2	F8095	Bearing, twine finger drive rod
	F6003	Bearing only, RA100NPPB
	F8384	Locking collar only, S100K
	F6004	Flangette only, 52MST
3	F7959	Twine finger stop bracket
4		3/8" N.C. nut, 2 used
5		3/8" x 2" N.C. cap screw
6		1/2" N.C. nut, 2 used as spacers
7		5/16" x 1 1/2" N.C. cap screw, 4 used
8		3/8" washer, 2 used
9		1/4" x 1 1/4" N.C. cap screw
10	F1572	Cam follower
11	F1517	Spring, twine finger return
12		3/8" N.F. nut, 6 used
13	F159	Twine finger link block, 3 used
14		5/16" x 1" N.C. cap screw
15	F8143	Twine finger drive rod
16		5/16" x 3/4" N.F. cap screw, 3 used
17		5/16" internal star lock washer, 3 used
18	F8147	Drive rod bushing, 2 used
19	F8144	Bushing, twine finger, 3 used
20	F8335	Twine finger, 3 used
21	F8146	Twine finger washer, 3 used
22	F8330	3/8" x 7/8" carriage bolt, grade 8, 3 used
23		1/4" x 1" N.C. cap screw
24	F7958	Twine finger drive shaft assembly



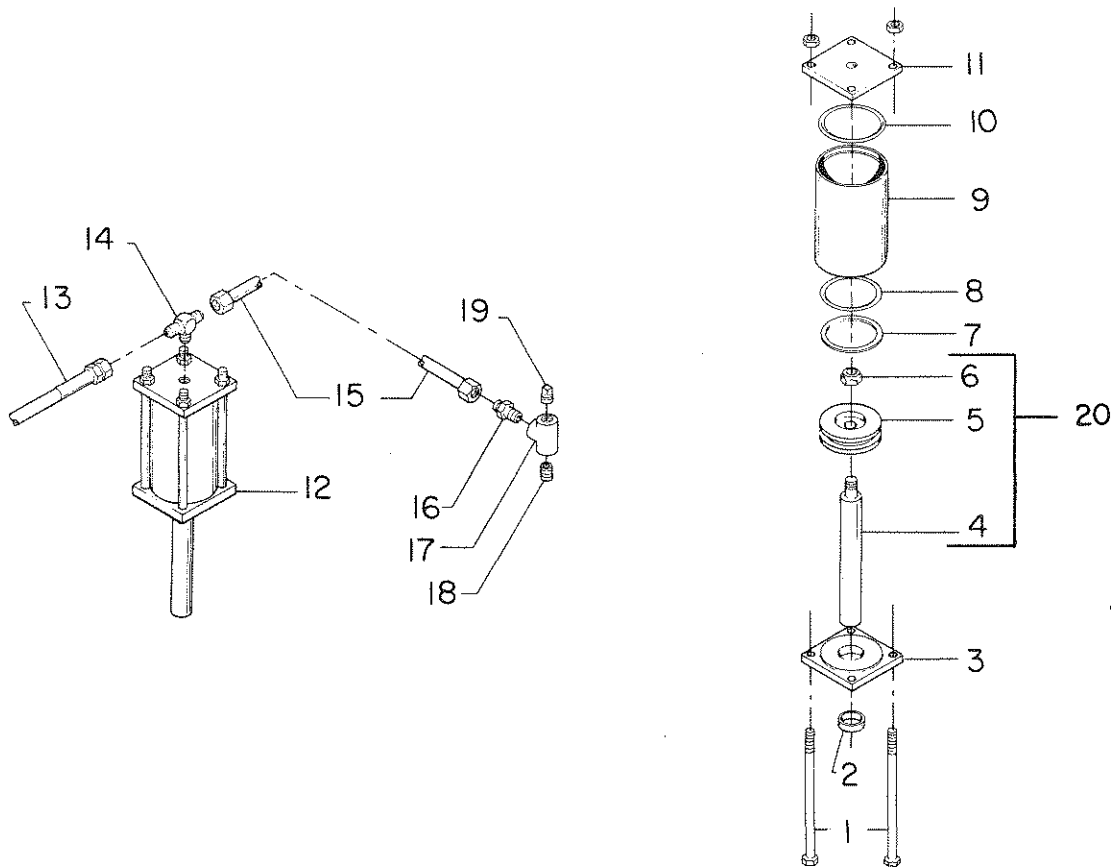
TWINE BOX AND TWINE GUIDES

REF. NO.	PART NO.	DESCRIPTION	REF.	PART NO.	DESCRIPTION
1	F7927	Twine box hold down rod	20	F7937	Twine box bracket
2	F7541	Spring, twine box hold down	21	F6318	Twine box clamp
3	F7928	Set collar, 5/16"	22		3/8" x 5" N.C. cap screw
4	F7929	Twine box side	23	F7556	Bottom support plate for F7555
5	F7930	Twine box end	24		1/2" x 5 1/2" N.C. cap screw
6	F7931	Twine box hold down	25	F7938	Twine box base tube with end mount
7	F7932	Twine box bottom	26	F8194	Twine box mounting bracket, R.H.
8	F7933	Twine box top section	27		3/8" x 1" N.C. cap screw
9		3/8" x 3/4" flat head machine screw	28	F525	Holder for twine guide bushing
10	F7890	Twine tension top	29	F7973	Holder for needle twine guide bushing
11	F7889	Twine tension base	30	F8064	Twine box, 6 compartment, dome lid
12	F7891	Twine tension assembly		F8389	Twine box, 12 compartment, dome lid
13	F7898	Twine guide bushing holder	31	F7555	Twine box tube mounting bracket, left hand
14	F857	Snap ring for F856	32	F7985	Twine box, 9 compartment large plastic twine balls, complete with base tube and mounting brackets
15	F856	Twine guide bushing	33	F6317	Twine box bracket
16	F7934	Twine guide bracket	34	F8279	Guard, twine tension
17	F7935	Twine box hold down bolt			
18		1/4" x 1/2" flat head machine screw			
19	F7936	Twine box complete, 9 compartment, large plastic twine ball, Ref. 1-18			



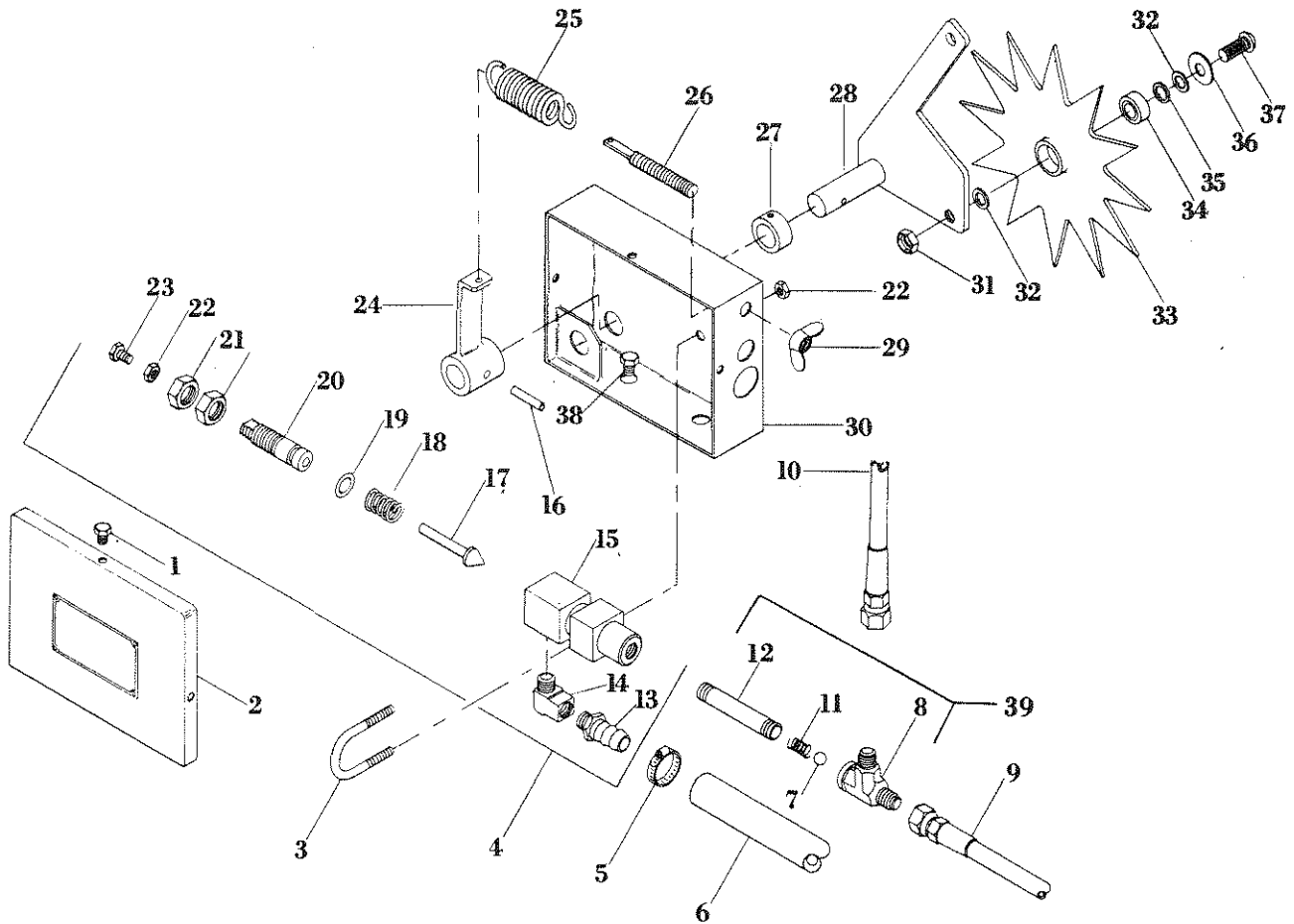
BALE CHUTE AND WEIGHT INDICATOR

REF. NO.	PART NO.	DESCRIPTION	REF. NO.	PART NO.	DESCRIPTION
1	F7600	Bale chute, frame only	12	F1639	Cable bracket
2	F7655	Bale turner	13	F997	Weight indicator bracket
3	F7656	Bale skid	14	F998	Indicator hand
4	F7657	Bale skid bracket, 2 used	15	F268	Indicator return spring
5	F7624	Flat chute adapter for combination chute	16	F999	Mounting angle for F7236 sheave
6	F7658	Button head bolt, 1/2" x 1 1/2"	17	F994	Shield for F4067 roller
7	F7659	Chain, bale chute	18	F4068	Bushing for F4067 roller
8	F985	Spring, bale chute, 3-tie turning	19	F4067	Roller for F7236 sheave
	F987	Spring, bale chute, 3-tie flat	20	F995	Plate for F4067 roller
	F988	Shock absorber	21	F990	Cable clamp, 1/8", 2 used
9	F993	Bushing for shock absorber	22	F7661	Indicator cable, 1/8" aircraft 65"
10	F993	Bushing for shock absorber	23	F7236	Sheave complete, bale weight indicator
11	F1638	Shock absorber support			



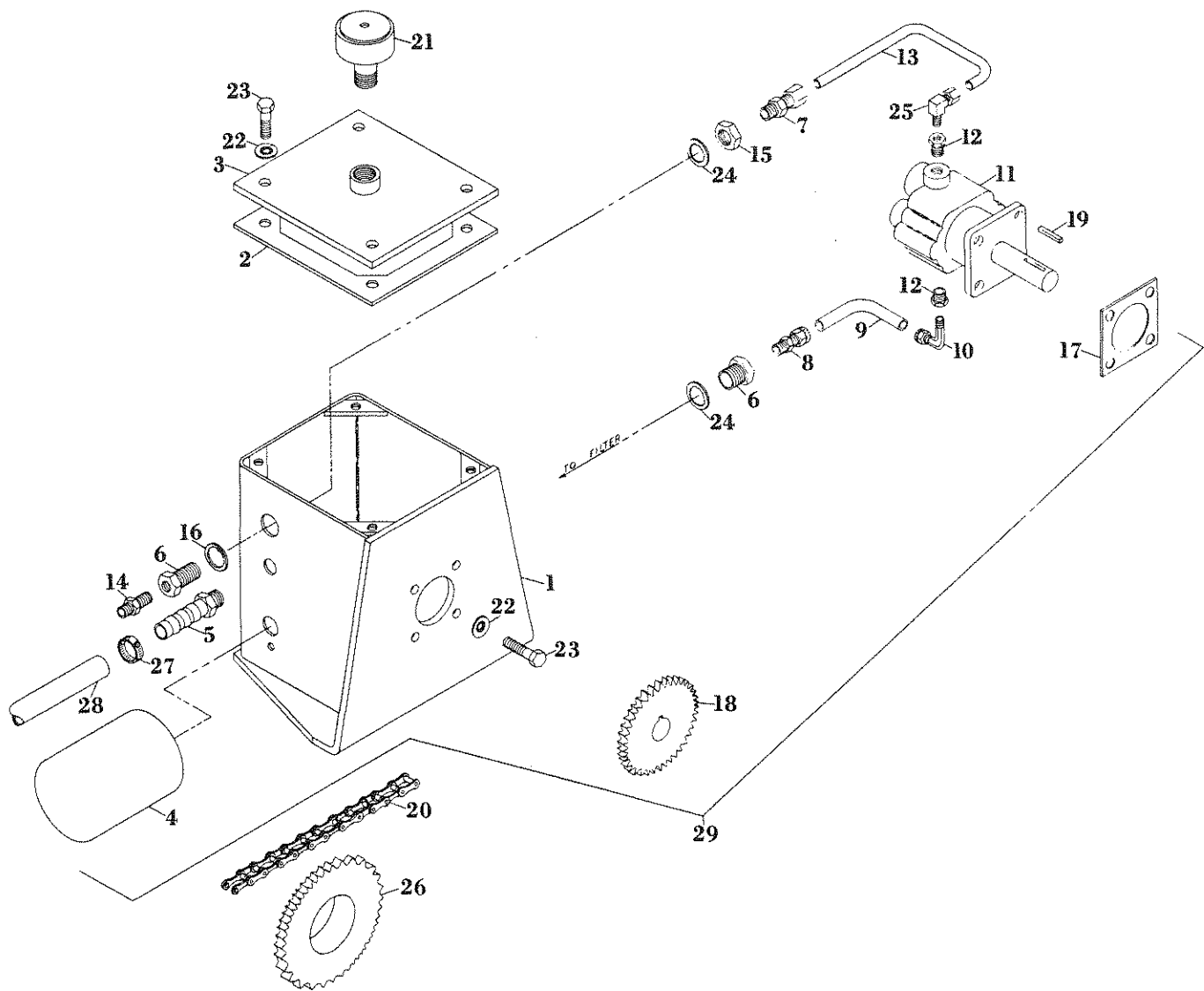
TENSION CONTROL RAM

REF. NO.	PART NO.	DESCRIPTION
1	FT235	Tie bolt with nut, 3/8" x 7 1/2", 4 used
2	FT19	Bushing for FT14, 1" x 1 1/4" x 5/8"
3	FT14	Cylinder bottom with bushing
4	FT233	Piston rod
5	FT236	Piston head
6		1/2" NF elastic jam nut
7	FT137	Backup ring
8	FT12	"O" ring for piston
9	FT234	Cylinder, 1976
	FT250	Cylinder, 1977
10	FT15	"O" ring top seal, 1976
	FT12	"O" ring top seal, 1977
11	FT13	Cylinder top, 1976
	FT251	Cylinder top, 1977
12	FT232	Cylinder complete, 1976
	FT7602	Cylinder complete, 1977
13	FT221	Pressure hose, bypass to ram, 24"
14	FT220	3/8" JIC male branch tee, C5605 x 6 WH
15	FT216	3/8" steel tube, ram to ram
16	FT219	3/8" JIC male connector, C5205 x 6 WH
17	FT218	Tee, 1/4"
18	FT217	Nipple, 1/4" extra heavy black
19	FT75	Pipe plug, 1/4"
20	FT237	Piston complete
	FT231	Dual ram assembly complete, including FT215 (not shown)



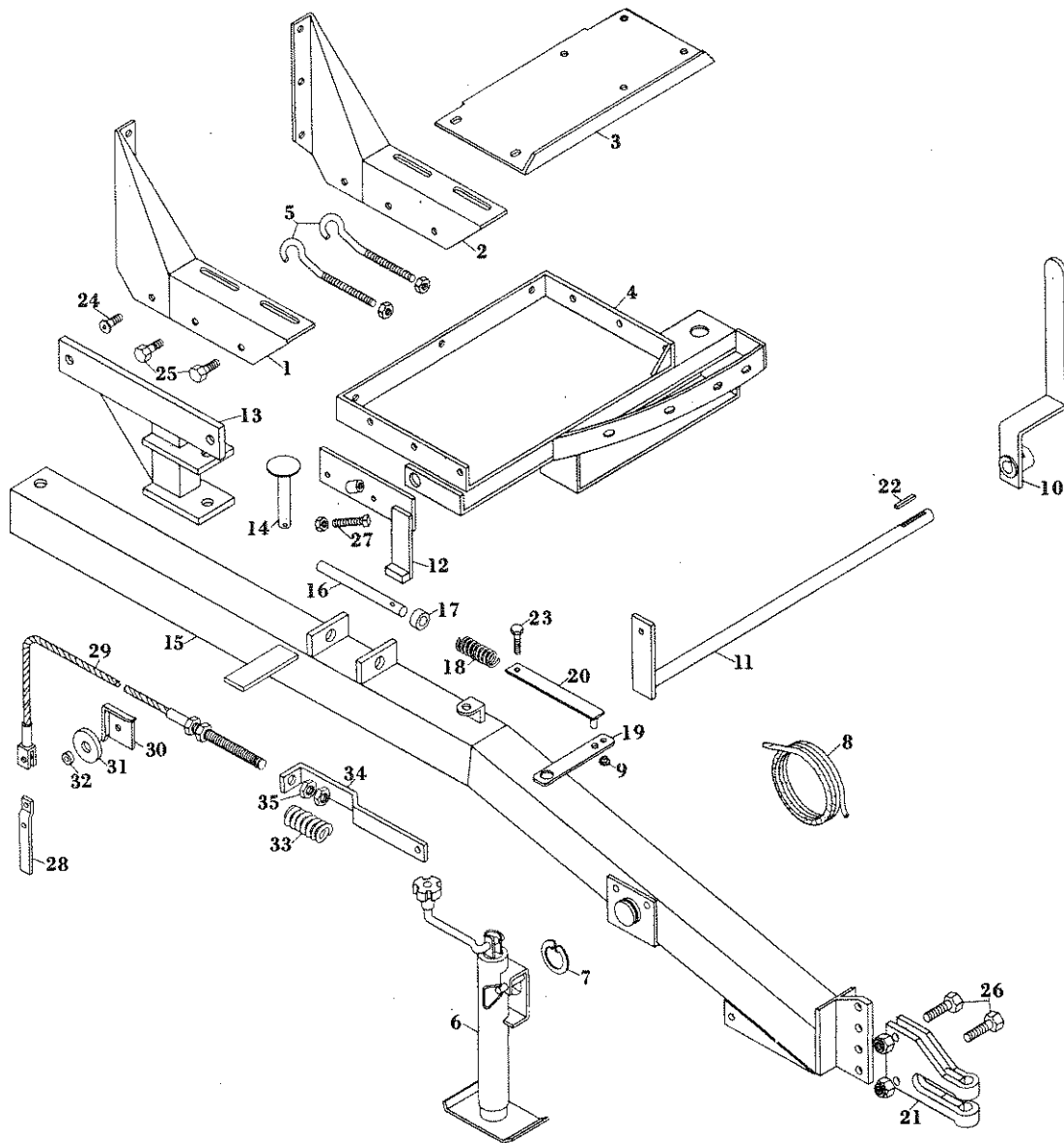
TENSION CONTROL BYPASS BOX

REF. NO.	PART NO.	DESCRIPTION	REF. NO.	PART NO.	DESCRIPTION
1		1/4" x 1/2" N.C. cap screw	22		1/4" N.C. nut
2	FT50	Bypass box cover	23		1/4" x 1 1/4" N.C. cap screw
3	FT58	U-Bolt	24	FT245	Bypass lever
4	FT185	Bypass assembly complete	25	FT213	Adjusting screw tension spring
5	FT252	Hose clamp, GS-5 Murray	26	FT6205	Adjusting screw
6	FT191	Bypass return hose, 1/2" x 93"	27	F 172	3/4" set collar
7	FT512	Check ball	28	FT246	Penetration wheel arm
8	FT224	3/8" JIC female run tee, C5805 x 6 WH	29	FT62	Wing nut
9	FT225	1/4" hydraulic hose, pump to bypass, 90"	30	FT194	Bypass box
10	FT221	1/4" hydraulic hose, bypass to ram, 24"	31		3/8" pal nut
11	FT248	Spring, LC-O-26-E- 11 Lee	32	FT209	Washer, 14 ga., 3/8" x 5/8"
12	FT223	1/4" x 3" extra strong black nipple	33	FT178	Penetration wheel with bearing
13	FT193	1/2" hose nipple	34	FT179	Bearing, BR9904
14	FT188	3/8" street elbow, 3400 x 6 WH	35	FT210	Washer, 18 ga., 3/8" x 5/8"
15	FT184	Bypass cylinder	36	FT123	Washer, 3/8"
16		1/4" x 1 1/4" roll pin	37	FT211	Button head bolt, 3/8" x 1"
17	FT87	Bypass check pin	38		3/8" x 1/2" N.C. cap screw
18	FT63	Spring, bypass check pin	39	FT249	Ball check assembly
19	FT53	O-Ring, bypass			
20	FT54	Plunger, less nuts		FT192	Bypass box complete, Less pressure hose
21	FT55	Jam nut, 5/8"			



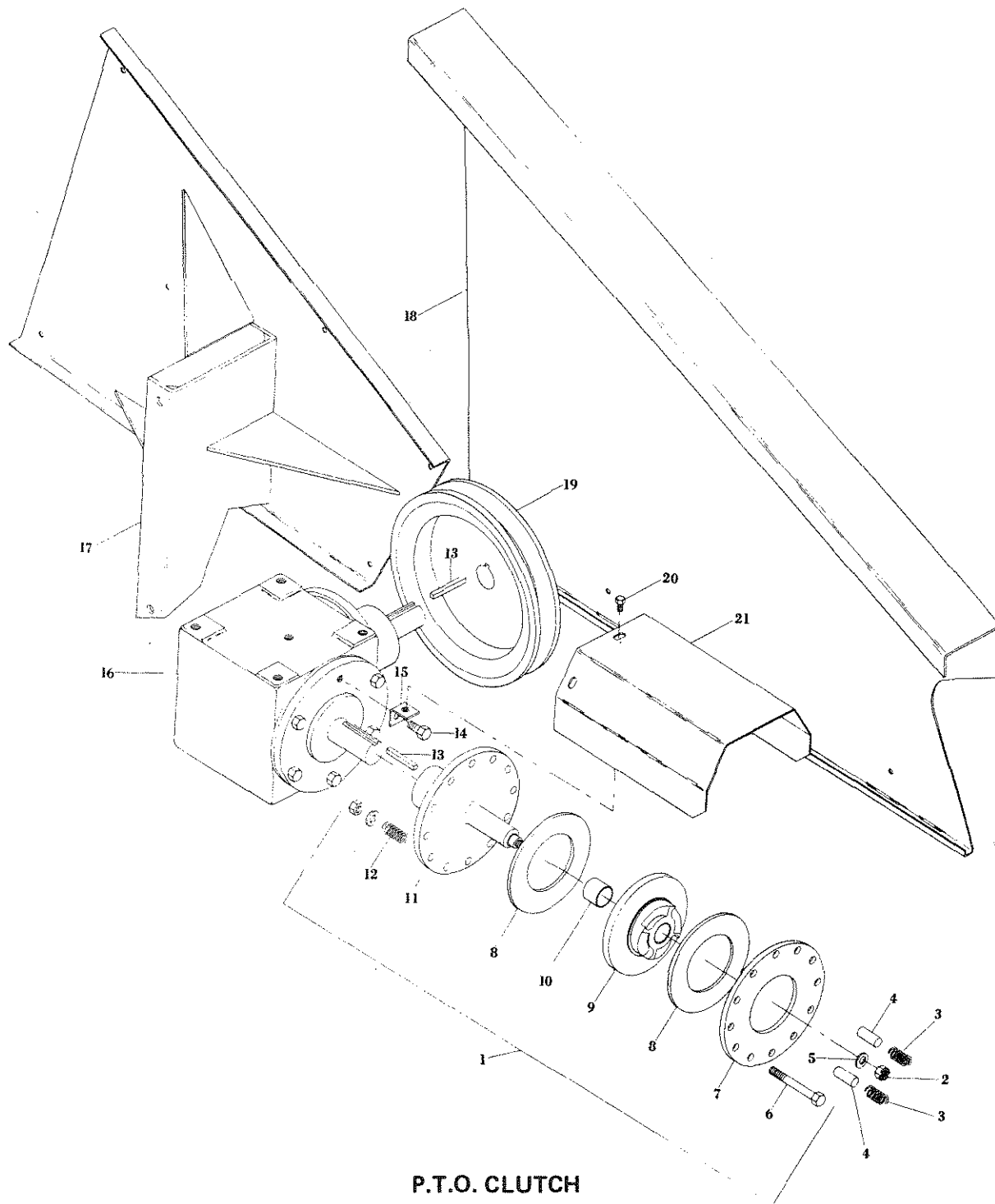
TENSION CONTROL PUMP ASSEMBLY

REF. NO.	PART NO.	DESCRIPTION	REF. NO.	PART NO.	DESCRIPTION
1	FT558	Tank	15	FT552	3/4" bulkhead nut, W 21204
2	FT559	Tank cover gasket	16	FT553	3/4" x 1" x 1/16" fiber washer, Seastrom 5600-64-62
3	FT545	Tank cover	17	FT548	Gasket, pump flange
4	FT546	Filter, PH966B Fram	18	FT555	Driven sprocket, 40B15 x 9/16"
5	FT193	Hose nipple	19		1/8" x 1" square key
6	FT549	Bulkhead fitting W21204 WH	20	FT556	Drive chain, 73P No. 40
7	F8221	1/4" male connector, 68 x 4 x 4 WH	21	FT530	Breather cap
8	FT550	Male connector, 268P 3/8" x 1/4" Imperial	22	FT538	Seal washer, 5/16"
9	F8331	3/8" tube with support spring	23		5/16" x 1" N.C. cap screw
10	F8209	Male elbow, 269P 3/8" x 1/4" Imperial	24		3/4" internal star lock washer
11	FT547	Pump, 22YB-012-2R Webster	25	F8227	1/4" male elbow, 69 x 4 x 4 WH
12	FT561	Seal kit for FT547 pump	26	FT557	Drive sprocket, 40B30 x 2-1/8"
13	FT551	1/4" copper tubing, 3" long	27	FT252	Hose clamp, GS-5 Murray
14	FT219	Male connector, C5205 x 6 WH	28	FT191	Bypass return hose, 1/2" x 93"
			29	FT560	Pump & tank assembly, complete less hose



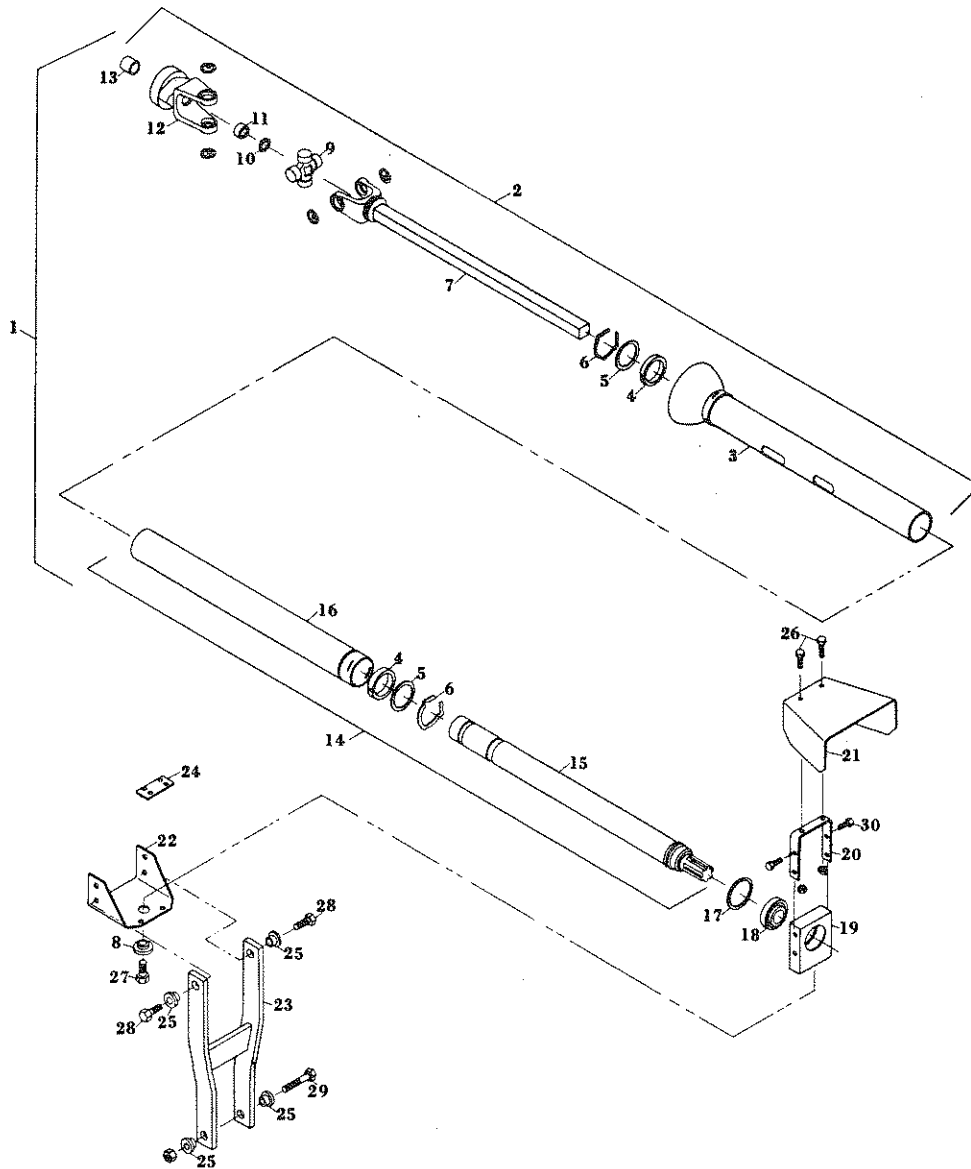
DRAWBAR AND P.T.O. MOUNT

REF. NO.	PART NO.	DESCRIPTION	REF. NO.	PART NO.	DESCRIPTION
1	F7848	P.T.O. gear box mount, R.H.	18	F7003	Lock pin <i>SPRING</i>
2	F7849	P.T.O. gear box mount, L.H.	19	F7283	Actuating lever, drawbar locking pin
3	F7363	P.T.O. gear box plate	20	F7795	Link, drawbar locking pin
4	F7213	Hitch base plate	21	F183	Front end hitch
5	F7010	Adjusting bolt, 2 used	22		1/4" x 1/4" x 2 1/2" key
6	F1833	Front end swinging jack	23		1/2" x 2" N.C. cap screw
	F1831	Thrust bearing	24		1/2" x 1 1/4" N.C. button head bolt
	F1839	Lock pin assembly	25		1/2" x 1 1/4" N.F. cap screw
7	F1834	Snap ring	26		5/8" x 2 1/2" N.C. cap screw
8	F7005	Rope, drawbar pin, 9'	27		1/2" x 1 1/2" square head set screw
9	F440	Ferrule	28	F7194	Pickup lift bracket
10	F7725	Pickup lift lever, P.T.O. baler	29	F7565	Pickup lift cable with ends
11	F7538	Pickup lift lever cross rod	30	F7590	Sheave clip, pickup lift roller
12	F7682	Pickup lift lever stop bracket	31	F8192	Roller for pickup lift
13	F7007	Pivot pin bracket	32	F8193	Bushing for F8192 roller
14	F7006	Drawbar pivot pin	33	F7566	Cushion spring (pickup cable)
15	F1835	Drawbar for P.T.O. baler	34	F7567	Cable connecting link for cushion spring
16	F7002	Drawbar locking pin	35		11/16" N.C. jam nut
17	F7004	Set collar for drawbar locking pin			



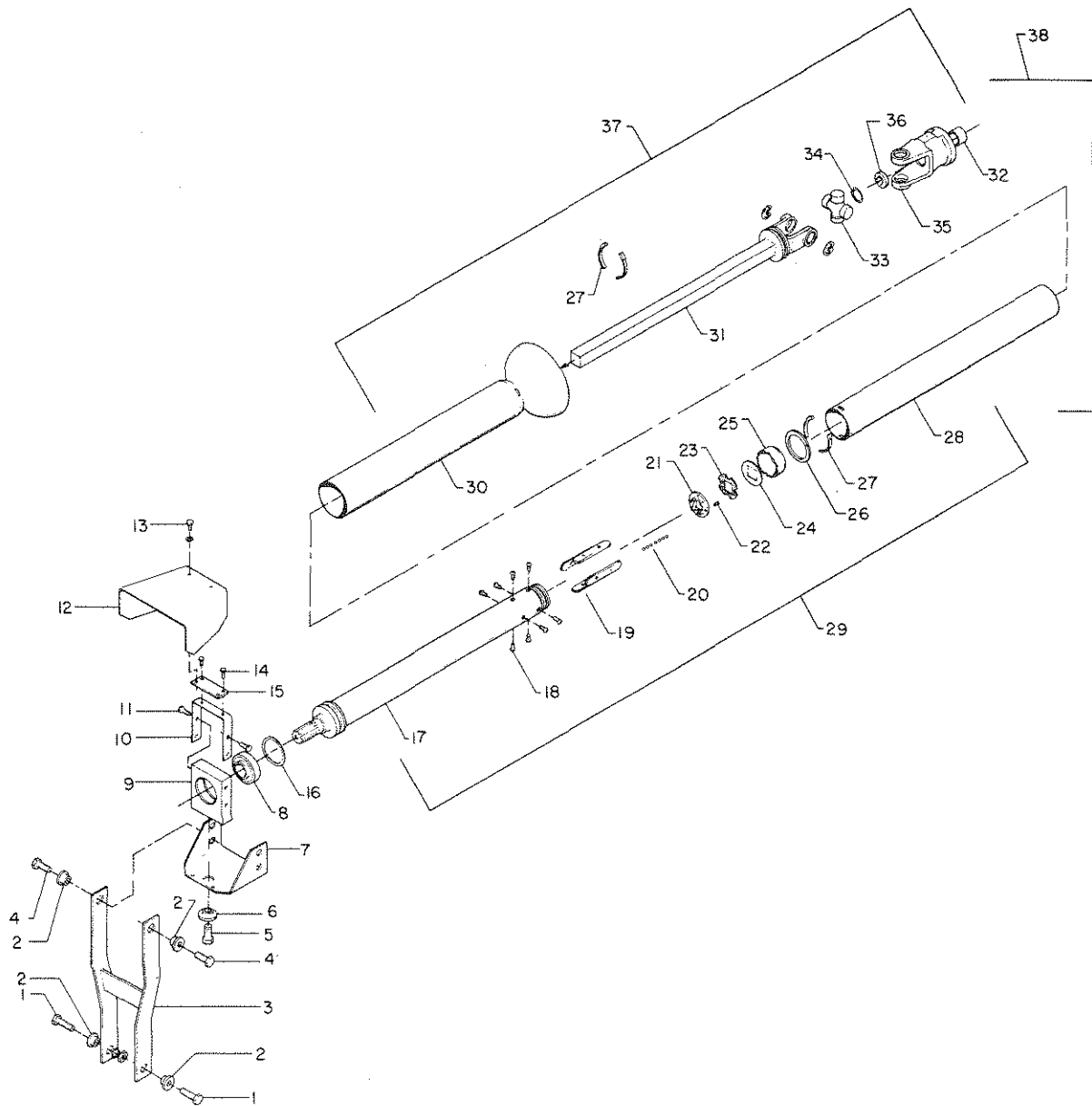
P.T.O. CLUTCH

REF. NO.	PART NO.	DESCRIPTION	REF. NO.	PART NO.	DESCRIPTION
1	F8178	P.T.O. clutch assembly	12	F1797	Spring, 12 used on 540 rpm, 6 used on 1000 rpm.
2		1/2" N.C. slotted nut	13		5/16" x 5/16" x 1-1/8 key
3	F1790	Spring, 2 used	14		9/16" x 1 1/4" N.C. cap screw
4	F1791	Clutch pin, 2 used	15	F1800	Clip, shield, 3 used
5		1/2" spring lock washer	16	F1412	Gear box complete, 540 rpm.
6		3/8" x 3/4" hex head cap screw, 12 used on 540 rpm., 6 used on 1000 rpm.	16	F1780	Gear box complete, 1000 rpm.
7	F1792	Clutch plate	17	F8324	Mounting bracket drive belt shield
8	F1793	Friction disc, 2 used	18	F8325	Drive belt shield
9	F1794	Clutch palte assembly w/bushing	19	F1798	Sheave, P.T.O., 1-3/8" bore
10	F1795	Bushing	20		1/4" x 3/4" N.C. cap screw, 3 used
11	F1796	Clutch pilot	21	F1799	Shield, rear "U" joint



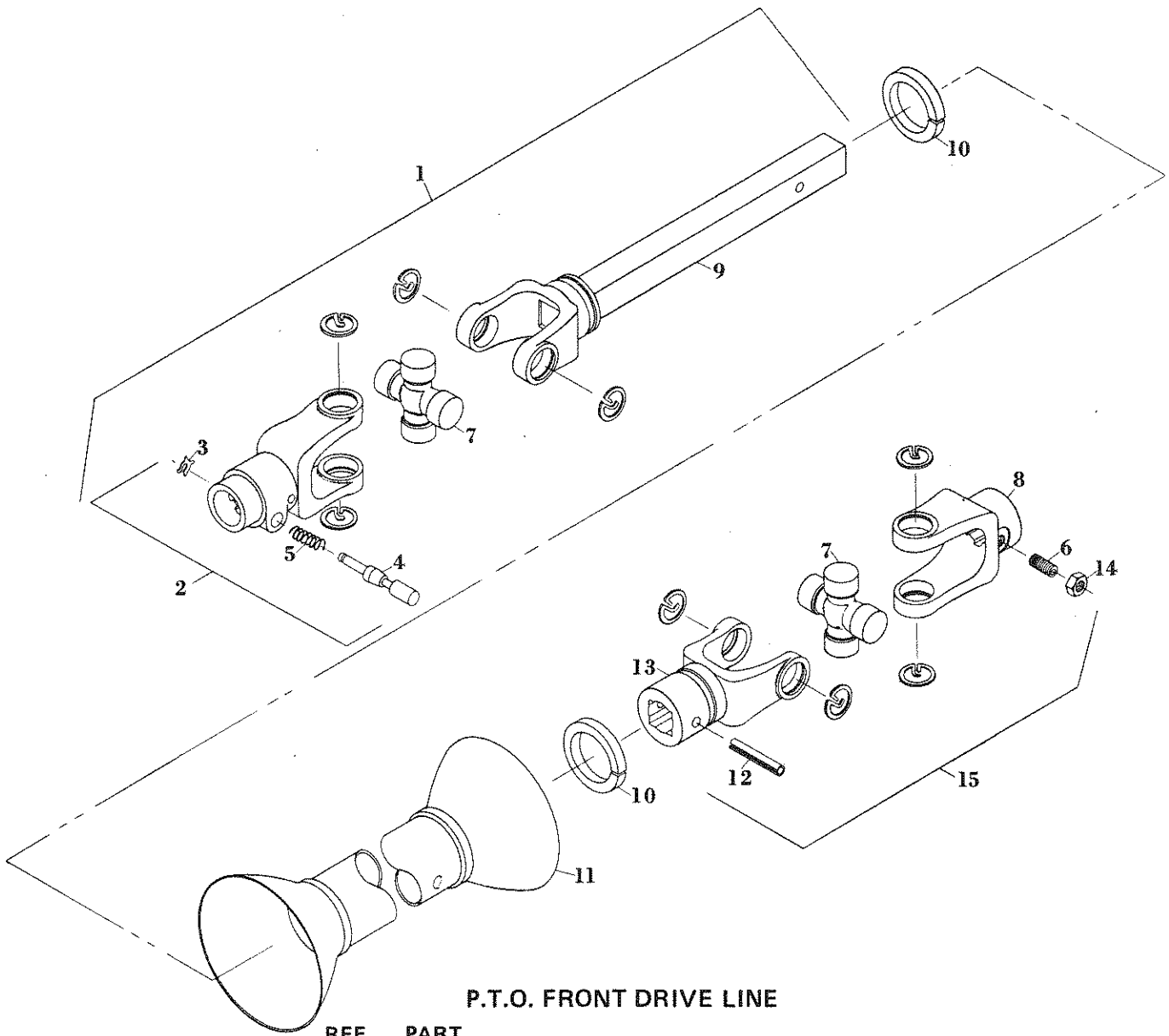
P.T.O. REAR DRIVE LINE, 1976

REF. NO.	PART NO.	DESCRIPTION	REF. NO.	PART NO.	DESCRIPTION
1	F1802	Telescoping driveline complete, 922-18-39117	15	F1821	Tube & stub shaft assembly
2	F1813	Telescoping driveline, rear half	16	F1822	Outer shield tube
3	F1814	Bell and inner shield tube	17	F1806	Retaining ring, RR287 Spirolox
4	F892	Nylon bushing, 2 used	18	F1807	Ball bearing, 207KRR Fafnir
5	F891	Thrust washer, 2 used	19	F1808	Pedestal bearing housing
6	F1728	Shield snap ring, 2 used	20	F1805	Shield bracket, front universal joint
7	F1815	Yoke and shaft assembly	21	F1804	Shield, front universal joint
8	F1801	Swivel bushing pedestal bearing	22	F1809	Pedestal bearing bracket
9	F889	Universal cross repair kit	23	F1810	Bearing pedestal
10	F1816	Bearing retainer ring, N 5000-137	24	F1803	Adaptor, shield
11	F1817	Ball bearing, flange yoke, 9103 PP Fafnir	25	F1811	Pedestal tilt bushing, 4 used
12	F1818	Flange yoke	26		1/4" x 3/4" N.C. cap screw, 2 used
13	F1819	Bushing, flange yoke	27		5/8" x 1 1/2" N.C. cap screw
14	F1820	Telescoping drive line, front half	28		1/2" x 1 1/2" N.C. cap screw, 2 used
			29		1/2" x 2" NCHT cap screw, 2 used
			30		5/16" x 3/4" N.C. cap screw, 4 used



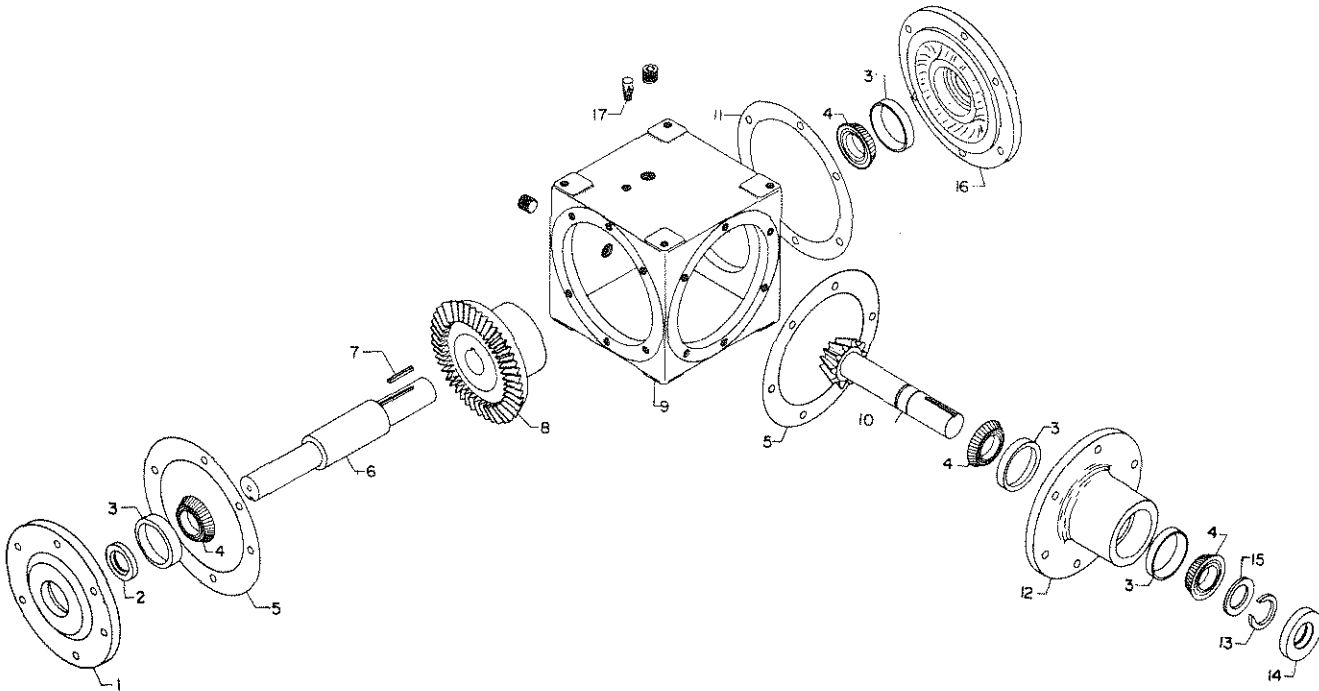
P.T.O. REAR DRIVE LINE, 1977

REF. NO.	PART NO.	DESCRIPTION	REF. NO.	PART NO.	DESCRIPTION
1		1/2" x 2" NCHT cap screw, 2 used	20	PTO2616	Balls, 164 used
2	F1811	Pedestal tilt bushing, 4 used	21	PTO2611	End cap
3	F1810	Bearing pedestal	22	PTO2613	Nylox cap screw, 4 used
4		1/2" x 1 1/2" N.C. cap screw, 2 used	23	PTO2608	Felt wiper
5		5/8" x 1 1/2" N.C. cap screw	24	PTO2618	Nylon retainer
6	F1801	Swivel bushing, pedestal bearing	25	PTO2607	Wiper retainer
7	F1809	Pedestal bearing bracket	26	PTO2646	Nylon bearing
8	F1807	Ball bearing, 207 KRR Fafnir	27	PTO2691	Shield bearing, 4 used
9	F1808	Pedestal bearing housing	28	PTO337083	Inner shield
10	F1805	Shield bracket, front universal joint	29	PTO2293753	Telescoping drive line, front half
11		5/16" x 3/4" N.C. cap screw, 4 used	30	PTO3622825	Outer shield
12	F1804	Shield, front universal joint	31	PTO2112831	Yoke and shaft assembly
13		1/4" x 3/4" N.C. cap screw, 2 used	32	F1819	Bushing, flange yoke
14		1/4" x 1" N.C. cap screw, 2 used	33	F889	Universal cross repair kit, 2275x
15	F1803	Adapter, shield	34	F1816	Bearing retainer ring, N5000-137
16	F1806	Retaining ring, RR 287 Spirolox	35	F1818	Flange yoke, 211J9X
17	PTO2612	Tube and stub shaft assembly	36	F1817	Ball bearing, flange yoke, 9103PP Fafnir
18	PTO2614	Button head socket screw, 8 used	37	PTO2612132	Telescoping drive line, rear half
19	PTO2609	Ball retainer, 4 used	38	PTO2293612	Telescoping drive line, complete



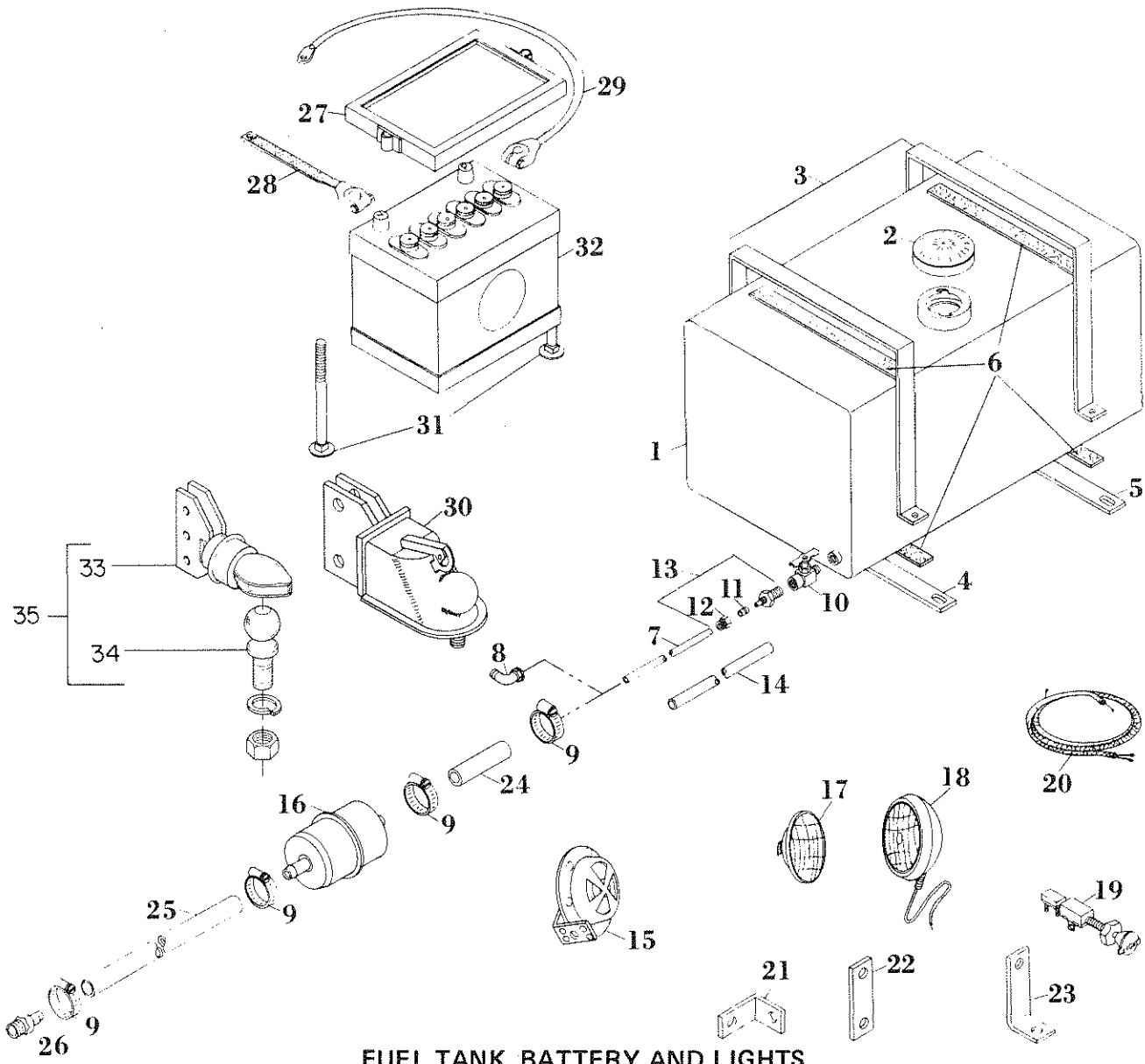
P.T.O. FRONT DRIVE LINE

REF. NO.	PART NO.	DESCRIPTION
1	F1846	Universal joint & shaft assembly, 540 rpm.
	F1847	Universal joint & shaft assembly, 1000 rpm.
2	F890	Yoke assembly, QD, 1-3/8" - 6 spline, w/lock pin
	F8181	Yoke assembly, QD 1-3/8" - 21 involute spline w/lock pin 1000 rpm.
3	F1107	Lock pin washer
4	F1106	Lock pin
5	F1108	Spring lock pin
6	F1828	Set screw, 1/2" x 1 1/4" NF hex socket
7	F889	Universal cross repair kit
8	F1823	Yoke, 1-3/8" - 6 spline
9	F1824	Yoke & shaft assembly
10	F1827	Nylon bushing, 2 used
11	F1825	Shield & bell assembly
12		Roll pin, 3/8" x 2"
13	F1826	Yoke, 1-3/16" square
14		1/2" N.F. jam nut
15	F8179	Universal joint assembly
	F1812	P.T.O. driveline assembly, complete, front, 540 rpm.
	F8180	P.T.O. driveline assembly complete, front, 1000 rpm.



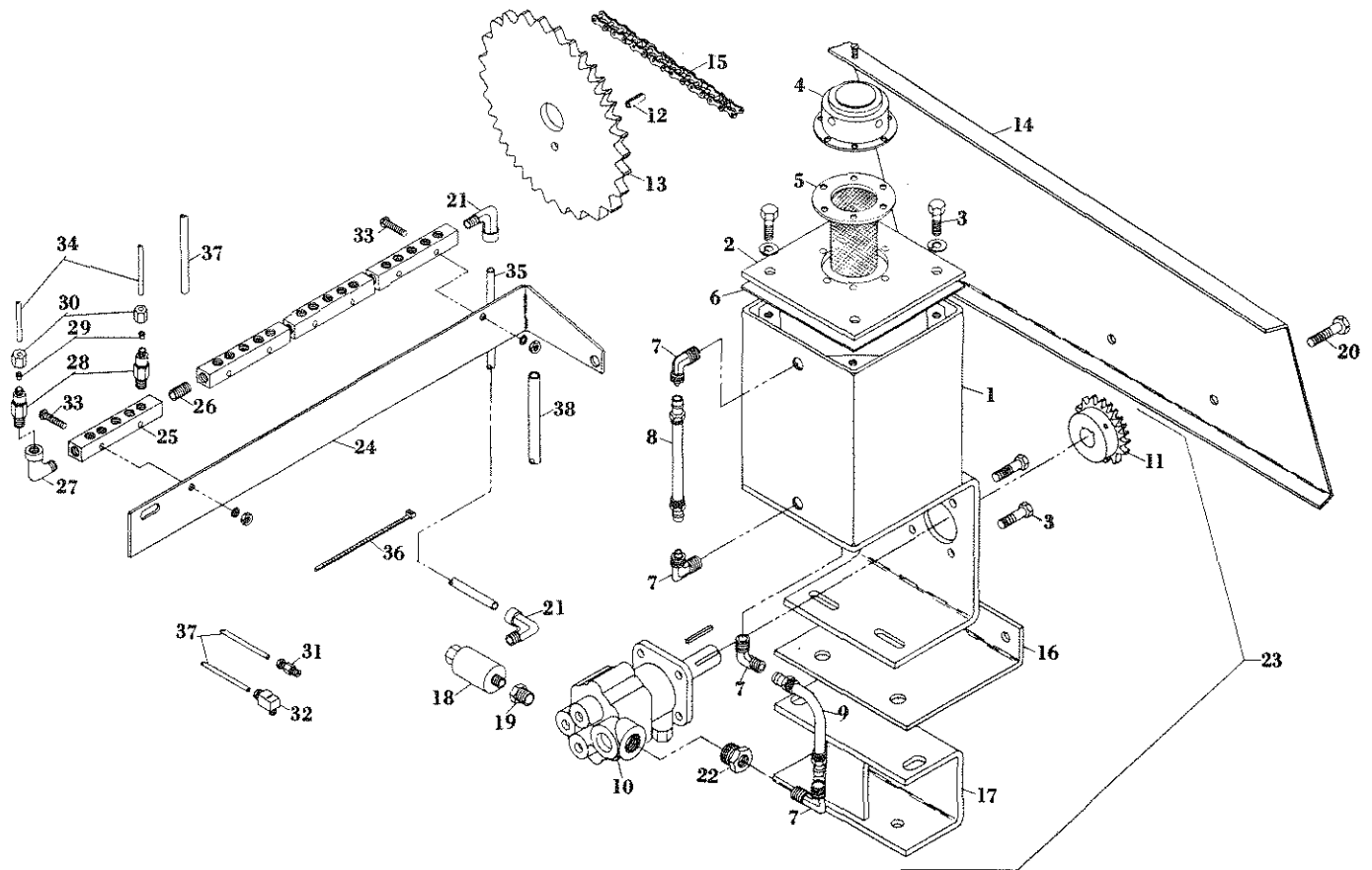
P.T.O. GEAR BOX
(Use SAE 90 Gear Oil)

REF. NO.	PART NO.	DESCRIPTION	REF. NO.	PART NO.	DESCRIPTION
1	F1076	Cap, drive shaft bearing (open end)	9	F1407	Case for gear box
2	F1085	Seal, drive shaft (CR186112)	10	F1410	Pinion and shaft, 13T for 540 rpm box
3	F1084	Bearing cup, pinion and drive shaft (LM 48510)	11	F1779	Pinion and shaft, 21T for 1000 rpm box
4	F1083	Bearing cone, pinion and drive shaft (LM 48548)		F1417	Gasket (.005 thick) for F1409
5	F1095	Gasket, (.005 thick) for F1076 and F1078		F1418	Gasket (.010 thick) for F1409
	F1414	Gasket, (.010 thick) for F1076 and F1078	12	F1419	Gasket (.015 thick) for F1409
	F1415	Gasket, (.015 thick) for F1076 and F1078	13	F1078	Housing, pinion shaft bearing
	F1416	Gasket, (1/32" thick) for F1076 and F1078	14	F1087	Snap ring, pinion shaft
6	F1601	Drive shaft	14	F1421	Grease seal for pinion shaft (CR256112)
7	F1093	Key, drive shaft and sheave, 5/16" x 5/16" x 2"	15	F1420	Steel shim (.003 thick)
8	F1411	Bevel gear, 39T, for 540 rpm box	16	F1409	Cap, drive shaft bearing (closed end)
	F1778	Bevel gear, 34T, for 1000 rpm box	17	F1720	Vent
				F1412	Gear box complete less sheave, 540 rpm.
				F1780	Gear box complete less sheave, 1000 rpm.



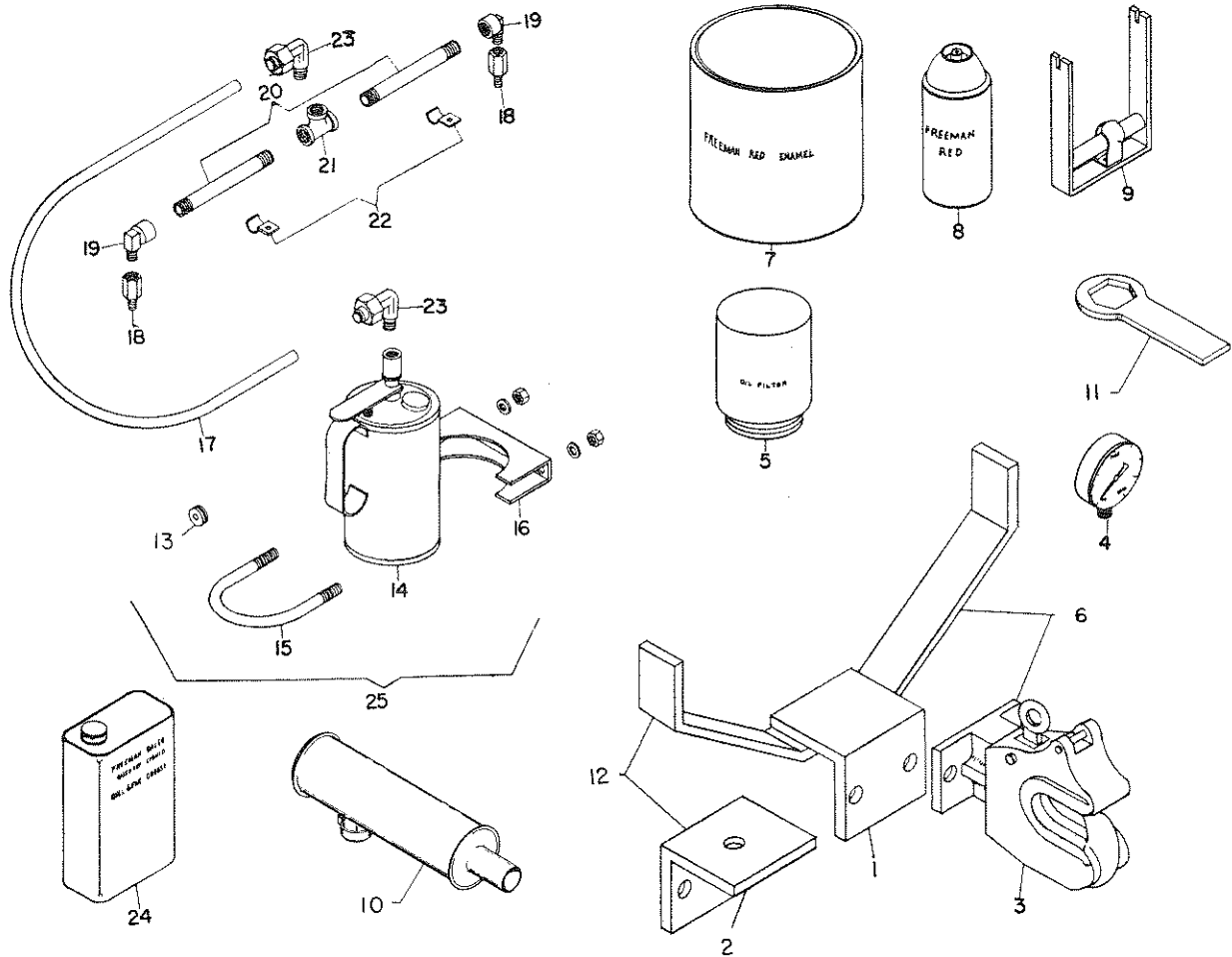
FUEL TANK, BATTERY AND LIGHTS

REF. NO.	PART NO.	DESCRIPTION	REF. NO.	PART NO.	DESCRIPTION
1	F1688	Fuel tank with cap	19	F862	Switch for light kit
2	F1689	Fuel tank cap for F1688	20	F8326	Wire harness, twine
3	F7046	Fuel tank strap, 2 used		F8327	Wire harness, wire
4	F8188	Fuel tank mounting bracket, front	21	F8061	Mounting bracket, front light
5	F8164	Fuel tank mounting bracket, rear	22	F8062	Mounting bracket, rear light
6	F893	Felt for tank straps - set of four	23	F6577	Mounting bracket, center light
7	F7049	Fuel line only, 62"	24	F8303	1/4" rubber gas line, 4", 19B
8	F5233	Elbow fitting for gas line, 269P-1/4" x 1/8", VH4D, VG4D	25	F8304	1/4" rubber gas line, 2", 19B
9	F8301	Hose clamp, GS-4 Murray	26	F8305	1/4" male hose end, 1537 WH
10	F8189	Shut off valve, 6825 WH	27	F5499	Battery hold down bracket
11	F6126	Poly-sleeve, 260-P	28	F7742	Battery cable (ground) 12 volt
12	F6127	Nut & sleeve assembly, 261-P	29	F7743	Battery cable (insulated) 12 volt
13	F8190	Straight male connector, 268-P 1/4" x 1/4"	30	F1736	Ball hitch complete with ball
14	F8191	Fuel line cover		F1915	Ball hitch complete w/ball for PTO baler
15	F1497	Horn, wire alarm, 12 volt		F8067	Hitch ball for F1736
16	F8302	Fuel filter, 3012 NAPA	31	F1691	Bolt for battery box, (3/8" x 9")
17	F5842	Sealed beam unit, 12 volt	32	F1499	Battery, 12 volt
	F5941	Sealed beam unit, 12 volt (comb. red & clear)	33	HTH7562	Ball hitch only, bulldog
18	F8059	Light, front and center, 12 volt shock mounted	34	HTH28400	Hitch ball only, bulldog
	F8060	Light, rear combination, 12 volt shock mounted	35	HTH7611	Ball hitch complete with ball, bulldog
				F8063	Light kit, 12 volt, twine
				F8364	Light kit, 12 volt, wire



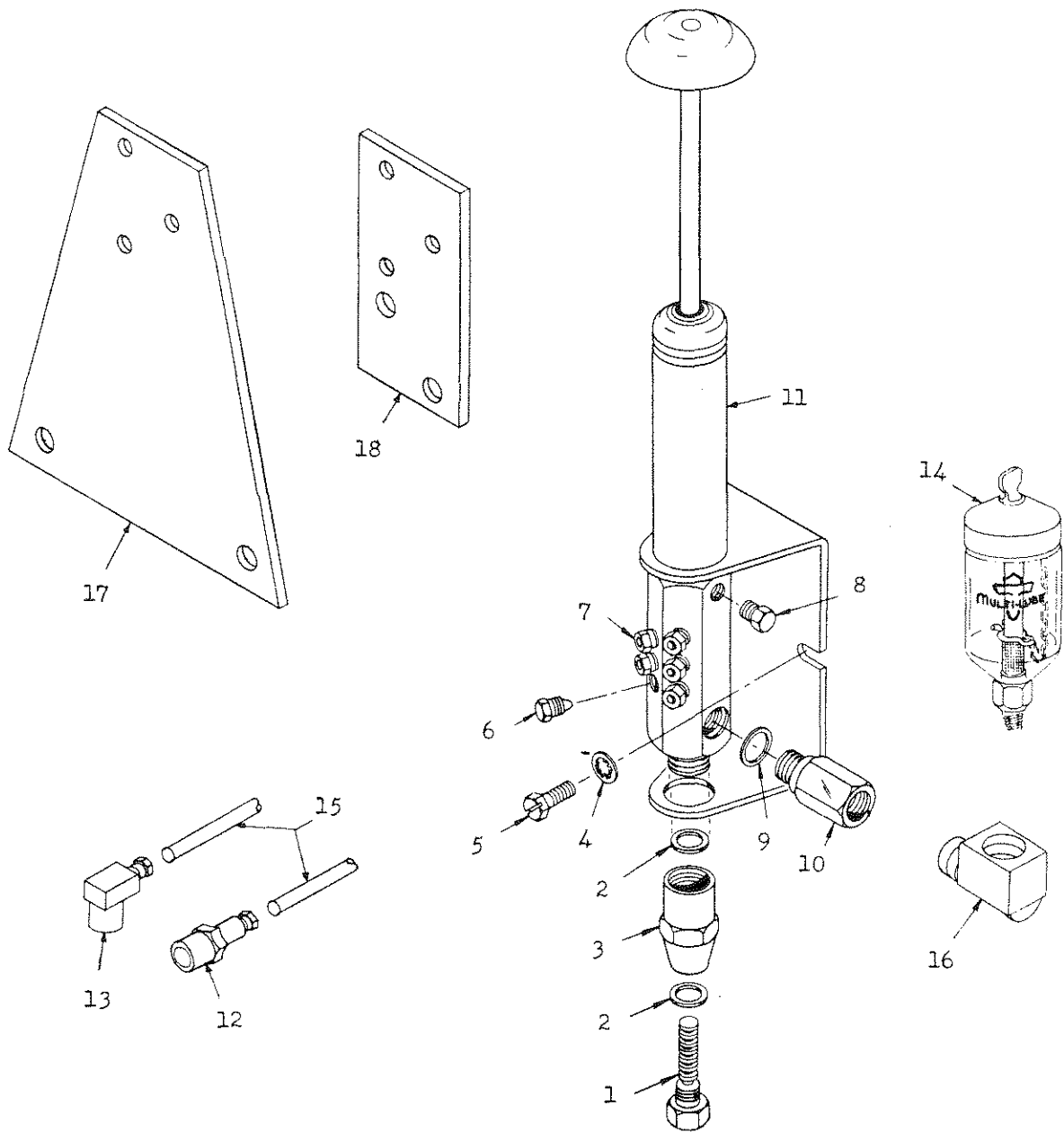
AUTOMATIC LUBER
(Uses SAE 30 Motor Oil)

REF. NO.	PART NO.	DESCRIPTION	REF. NO.	PART NO.	DESCRIPTION
1	F8196	Luber tank & bracket	22		1/2" x 1/4" reducer bushing
2	F8197	Tank cover	23	F8210	Luber tank and pump assembly
3		5/16" x 1" N.C. cap screw	24	F8282	Luber manifold bracket
4	F6268	Filler cap	25	F8283	Manifold block, 4 used
5	F6267	Screen for tank filler	26		1/8" NPT close nipple, 3 used
6	F8198	Gasket, cover to tank	27	FT171	1/8" street elbow, 1 used, 3400 x 2 WH
7	F8209	3/8" x 1/4" male elbow, 269P	28	F8284	Valve, 21 used, 381726-3
8	F8199	Site gauge	29	F8285	Sleeve, 21 used, K328302-2
9	F8199	3/8" plastic tube	30	F8286	Nut, 21 used, K328301-2
10	F8200	Pump, Webster	31	F8287	Straight fitting, 6 used, 66714 Lincoln
11	F8201	Sprocket, 41B15 x 9/16"	F8306		Sleeve only, 66260 Lincoln
12	F8228	1/4" x 3/4" roll pin	32	F8288	90 degree fitting, 15 used, 66716 Lincoln
13	F8202	Sprocket, 41A40 x 1-3/8"	F8306		Sleeve only, 66260 Lincoln
14	F8203	Chain shield	33		10-32 x 1" round head machine screw
15	F8204	Chain, 93 pitch, RC 41	34	F7400	1/8" nylon tubing
16	F8205	Chain shield bracket	35	F8289	1/4" nylon tube, 28"
17	F8206	Pump bracket	36	F8290	Nylon tie strap, 6 per head
18	F8207	Filter, 382050B1	37	F8291	Cover for 1/8" tubing, SLV105-5
19	F8208	Filter element	38	F8292	Cover for 1/4" tubing, SLV105-1
20		3/8" x 1/8" reducer bushing			
21	F1441	90 degree elbow, 889L			
	F8312	Sleeve for F1441			
			F8211		Automatic luber complete for twine knotters, 3 tie



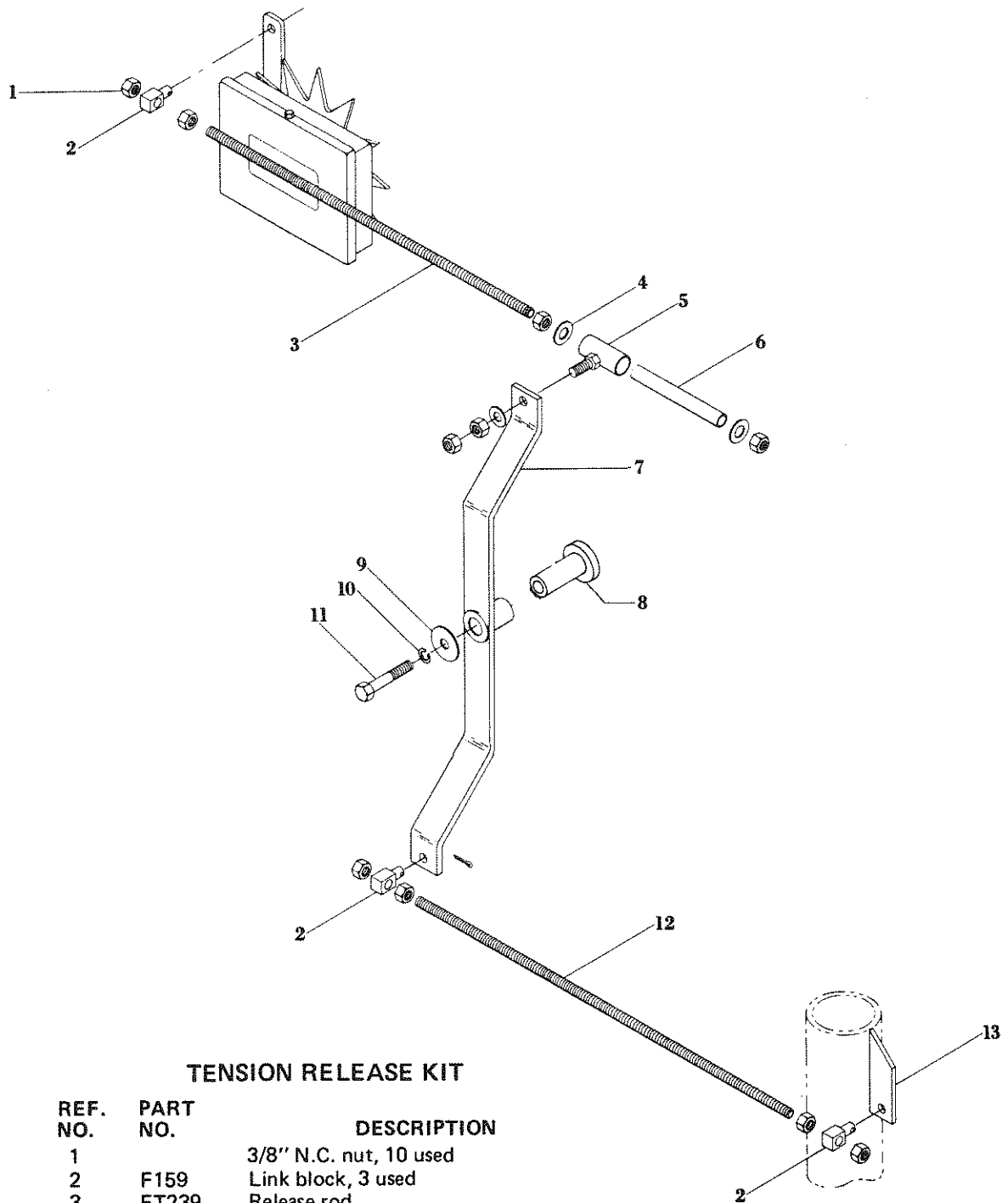
EXTRA ITEMS

REF. NO.	PART NO.	DESCRIPTION	REF. NO.	PART NO.	DESCRIPTION
1	F1699	Trailer hitch frame	12	F735	Trailer hitch frame with pin hitch
2	F736	Trailer hitch angle for clevis pin	13	F7735	Grommett
3	F1697	Holland hitch for trailer hitch	14	F7671	Oil can with pump
4	F800	Hydraulic gauge (2000 lbs.)	15	F7729	Spring for pump
5	F1511	Oil filter cartridge 4 thread base (VH4D and VG4D)	16	F7721	U bolt, grease can
	F5922	Oil filter cartridge (V465D)	17	F7722	Grease can clamp base
6	F734	Trailer hitch frame with Holland hitch	18	F7673	Nylon tubing, pull-type baler, 20"
7	F649	Freeman red baler paint, 1 gal.	19	F777	Adapter, 2 used (51942)
	F942	Freeman red baler paint, 1 qt.	20	F7677	90° brass elbow, 2 used
	F1675	Freeman white baler paint, 1 gal.		F7727	1/4" x 5" pipe nipple, 2 used
	F1676	Freeman white baler paint, 1 qt.	21	FT74	22" bale chamber
8	F770	Freeman red baler paint, spray can	22	F7676	1/4" pipe tee
	F1677	Freeman white baler paint, spray can	23	F7723	Clip for grease nipple, 125 jiffy
9	F4193	Wire splicer	24	F7609	90° nylon elbow, 2 used
10	F1705	Muffler, VG4D, WD70		F7626	Quickset lubricant, 1 qt.
	F1706	Muffler, V465D, WD76		F7626	Quickset lubricant, 1 gal.
11	F8362	Wrench for 2" pivot shaft jam nut	25	F7617	Bullgear luber kit



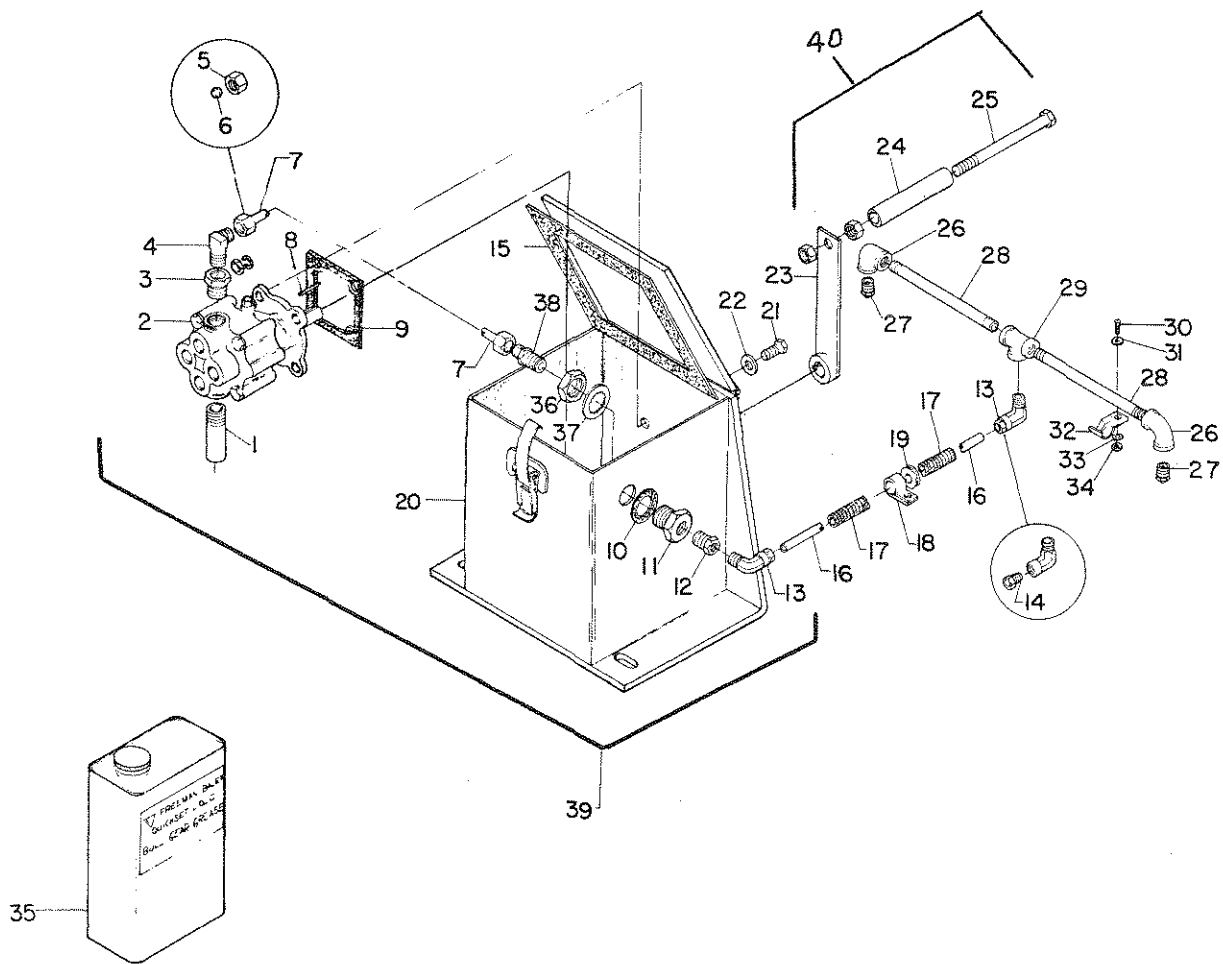
MULTI-LUBER CENTRALIZED LUBRICATION SYSTEM
(Uses SAE 140 Gear Oil)

REF. NO.	PART NO.	DESCRIPTION	REF. NO.	PART NO.	DESCRIPTION
1	F1760	Stop plug for Multi-luber	13	F1772	Coupler, 90° snap on for Multi-luber
2	F1761	Gasket for Multi-luber	14	F1773	Lubricant reservoir for Multi-luber
3	F1762	Cap for Multi-luber	15	F1770	Tubing, 1/8" L.P. Nylon, 60 ft. used
4	F1763	Lock washer for Multi-luber	16	F1782	Street elbow, 1/4"
5	F1764	Hex screw for Multi-luber	17	F1783	Mounting bracket for Multi-luber, twine
6	F1765	Plug for Multi-luber	18	F1784	Mounting bracket for Multi-luber, wire
7	F1766	Compression nut for Multi-luber			
8	F1767	Plug for Multi-luber			
9	F1768	Gasket for Multi-luber			
10	F1769	Adapter for Multi-luber		F1855	Multi-luber complete w/reservoir, 2 twine
11	F1774	Injector pump for Multi-luber, Ref. 1 - 10		F1856	Multi-luber complete w/reservoir, 3 twine
12	F1771	Coupler, straight snap on for Multi-luber		F1857	Multi-luber complete w/reservoir, 2 wire
				F1858	Multi-luber complete w/reservoir, 3 wire



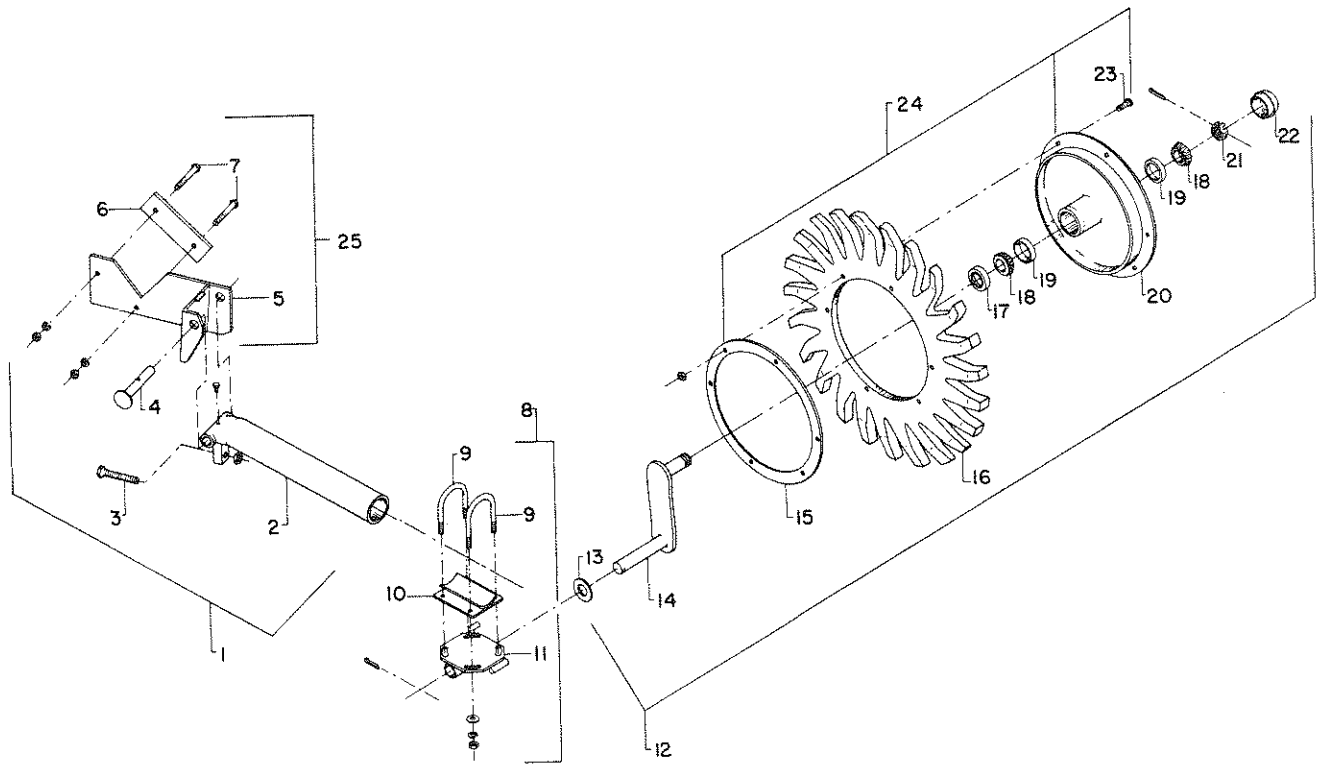
TENSION RELEASE KIT

REF. NO.	PART NO.	DESCRIPTION
1		3/8" N.C. nut, 10 used
2	F159	Link block, 3 used
3	FT239	Release rod
4		3/8" flat washer, 3 used
5	FT244	Release rod guide
6	FT243	Release rod sleeve
7	FT240	Tension release lever with bushing and seals
8	F7585	Sleeve
9		Washer
10		3/8" lock washer
11		3/8" x 2 3/4" N.C. cap screw
12	FT241	Operating rod
13	FT242	Operating lever
	FT247	Tension release kit complete



BULL GEAR LUBER ASSEMBLY

REF. NO.	PART NO.	DESCRIPTION	REF. NO.	PART NO.	DESCRIPTION
1	PPE3752500	Pipe, 3/8" x 2 1/2"	21	SCC202	5/16" x 1" N.C. cap screw, 4 used
2	FT547	Pump, 22YB-012-2R Webster	22	FT538	5/16" Copper washer
3	FT103	3/8" x 1/4" Reducer pipe bushing	23	CRA7443	Crank arm
4	F8227	1/4" - 90° male elbow, 69 x 4 x 4	24	CRA7459	Crank arm handle tube
5	HYD61020	Nut, 61 x 4	25	SCC315	Crank arm bolt, 3/8" x 4 1/2"
6	HYD60020	Sleeve, 60 x 4	26	FT171	1/8 street elbow, 3400 x 2
7	FT551	1/4" hydraulic tube, 3" long	27	LUB323060	1/8" pressure valves, 2 used
8	ZZ403	Key, 1/8" x 1/8" x 1"	28	PPE1250500	1/8" x 5" pipe nipple, 3 tie 1/8" x 3" pipe nipple, 2 tie
9	FT548	Pump flange gasket	29	PPE40125	1/8" pipe tee
10	FT553	3/4" x 1" x 1/16" fiber washer, 5600-64-62 Seal Strom	30	SMR1032050	10-32 x 1/2" RH machine screw, 2 used
11	FT549	Bulkhead fitting, W21204 WH	31	WCT100	10-32 flat washer, 2 used
12	PPE250125	1/4" x 1/8" reducer pipe bushing	32	F7723	Jiffy clamp, No. 125, 2 used
13	F1441	1/4" x 1/8" - 90° elbow, 889L Imp.	33	WLK1000	10-32 Lock washer, 2 used
14	F8312	Sleeve	34	NFH10320	10-32 nut, 2 used
15	FT559	Tank cover gasket	35	F7626	Quickset gear lubricant, 1 gal.
16	NYL250	1/4" nylon tubing, 38" long	36	FT552	3/4" bulkhead nut, W21204
17	SLV1051	5/16" protective cover, 30" long	37	WIS7500	3/4" internal star lock washer
18	F5264	Hanger clamp, No. 4	38	F8221	1/4" male connector, 68 x 44
19	F7735	Rubber Grommet	39	LUB7600	Bull gear power luber tank and pump assembly
20	LUB6789	Tank assembly	40	CRA7859	CRANK Assembly



HAY SAVER WHEEL ASSEMBLY F 1893

REF. NO.	PART NO.	DESCRIPTION
1	F1894	Bracket and arm assembly
2	F1895	Arm w/bolt
3	F1896	Adjusting bolt, 5/8 x 3½
4	F1897	Pivot pin
5	F1898	Bracket only
6	F1899	Spacer
7		½" x 3" N.F. cap screw
8	F1900	Clamp assembly
9	F1901	U-bolt
10	F1902	Saddle
11	F1903	Rotary clamp plate
12	F1904	Wheel axle arm and disc assembly & ring
13		1" flat washer
14	F1905	Wheel axle arm
15	F1906	Backup ring
16	F1907	Ring, 24 finger
17	F1908	Seal, 12124 CR
18	F1909	Bearing cone, L44643
19	F1654	Bearing cup, L44610
20	F1911	Wheel disc only
21		1" NF slotted jam nut
22	F1912	Hub cap, 34214 motor wheel
23		5/16" x 1½" carriage bolt
24	F1913	Wheel disc complete w/steel backup ring
25	F1914	Bracket w/pin and spacer