



Suggested Spares Guide



270 Driveline Side Feed Baler 14" & 16" Chambers

89-115

A Product of

Allied Systems
COMPANY

Sherwood, Oregon USA

Rev: 01-2019

How to Use This Guide

- 1 Section.** Spare parts are listed by when they need replacing and separated into major sections of the baler.
 - Annual.** These items are needed for maintenance every year (100,000 bales).
 - Major Overhaul.** These items are needed for major overhaul every three years. Be sure to order the annual parts as well.
 - Replace as Required.** These items need to be checked for for wear and replaced as necessary.
- 2 Dots in the description.** Items with one dot before the description are part of the item or assembly above it with no dot. Items with two dots are part of the item or assembly above it with one dot. In the parts table example below, the "Bushing, Shear Hub" is part of in the "Shear Hub, Flywheel w/Bushing."
- 3 Yellow items.** Rows marked in yellow are for 16" chamber balers.
- 4 Green items.** Rows marked in green are for 15" chamber balers.
- 5 Blue items.** Rows marked in blue are for 14" chamber balers.
- 6 Qty On Baler column.** A star (*) with the number in this column means the part is used in more than one place. Quantity shown is for the listed location only.
 - Quantities listed for parts with dots show how many are included in the parent item.
 - Switch Assembly 4 (number of assemblies on the baler)
 - . Rubber Boot Seal 1 (number of seals in the assembly)
- 7 Order Qty column.** Enter the quantity you wish to order.

Always include your baler serial number when ordering parts.

| Part Number | Description | Qty On Baler | Order Qty |
|---------------------|--|--------------|-----------|
| 1 | Section 2 - Frame and Tension System (Hay Dogs, Chamber, Hub/Spindles) | | |
| F000000188 | Spring, Hay Dog | 8 | |
| HUB0007157 | Shear Hub, Flywheel w/Bushing | 1 | |
| F000001132 2 | . Bushing, Shear Hub | 1 | |
| 906624 | Kit, Chamber Liner w/Hardware, 16" 370/380 | 1 | |
| F000000837 3 | Hay Dog, Bottom (16") | 4 | |
| F000001629 | Bolt & Nut, Stationary Knife (16") | 4 | |
| 906626 4 | Kit, Chamber Liner w/Hardware, 15" 370/380 | 1 | |
| F000007744 | Stationary Knife (14") | 1 | |
| F000001629 5 | Bolt & Nut, Stationary Knife (14") | 3 | |

Parts Table Example

| Part Number | Description | Qty On Baler | Order Qty |
|---|---|--------------|-----------|
| Section 1 - Front End | | | |
| HTH0021097 | Hitch | 1 | |
| HTH0031000 | Hitch Ball W/Nut & Washer | 1 | |
| F000000440 | Ferrule, Drawbar Latch Lever | 1 | |
| Section 2 - Frame and Tension System (Hay Dogs, Chamber, Hub/Spindles) | | | |
| F000000188 | Spring, Hay Dog | 7 | |
| F000000220 | Pin, Hay Dog | 7 | |
| F000001589 | Kit, Hay Dog Pads W/Screws | 7 | |
| F000007911 | Hay Dog, Top (16", 15", 14") | 2 | |
| F000007439 | Knife Guide, Under Feed Opening | 1 | |
| 906624 | Kit, Chamber Liner W/Hardware, 16" 370/380, Non-Gearbox | 1 | |
| F000000837 | Hay Dog, Bottom (16") | 3 | |
| F000001609 | Stationary Knife (16") | 1 | |
| F000001629 | Bolt & Nut, Stationary Knife (16") | 4 | |
| 906628 | Kit, Chamber Liner W/Hardware, 14" 370/380, Non-Gearbox | 1 | |
| 906717 | Hay Dog, Bottom (14") | 4 | |
| F000007744 | Stationary Knife (14") | 1 | |
| F000001629 | Bolt & Nut, Stationary Knife (14") | 3 | |
| 903368 | Adapter, Knife Guide (14") | 1 | |
| CBL1743324 | Cable, Tension | 1 | |
| FT00000280 | Tension Bypass Valve Assy, Complete | 1 | |
| FT00000530 | Filler Breather, Tension Tank | 1 | |
| FT00000546 | Oil Filter, Tension Control | 1 | |
| FT00000547 | Pump, Control, Tension Tank | 1 | |
| FT00000555 | Sprocket, Drive, Tension Tank | 1 | |
| FT00000556 | Chain, Drive, Control, Tension Tank | 1 | |
| FT00000221 | Hose Assembly, Tension Bypass Valve to Cylinder | 1 | |
| FT00000225 | Hose Assy, Tension, Supply | 1 | |
| FT00000191 | Hose Assy, Tension, Return | 1 | |
| HOS0027946 | Hose Assy, Tension, Gauge | 1 | |
| 909083 | Gauge, Tension Control | 1 | |

| Part Number | Description | Qty On Baler | Order Qty |
|--|---|-----------------|--------------|
| Section 2 - Frame and Tension System (Hay Dogs, Chamber, Hub/Spindles) Cont... | | | |
| FT00000276 | Tension Ram | 1 to 4 | |
| RNG0002342 | . O-Ring, Tension Cylinder, Head and Piston | 2/Ram | |
| Y076800-342 | . Backup Ring, Tension Cylinder, Piston | 1/Ram | |
| 2305351W | . O-Ring, Tension Cylinder, Piston Rod | 1/Ram | |
| F000008003 | Hub/Spindle Assy, Hwy/8-Ply Float | 2 | |
| F000008002 | . Hub Assy | 2 | |
| F000007995 | . Retainer, Grease | 2 | |
| F000008000 | . Hub Cap | 2 | |
| Section 4 - Power Unit (Driveline, Gearbox) | | | |
| 906334 | Driveline Shield, Outer 1/2 Shaft | 1 | |
| 906335 | Driveline Shield, Outer 1/2 Shaft | 1 | |
| 904562 | Guard, Gearbox | 1 | |
| 906278 | Cross Journal, Driveline | 4 | |
| 906264 | Friction Disk (Pkg of 8), Driveline Clutch | 1 | |
| 908127 | Seal, Gearbox | 3 | |
| F000007000 | Belt, Drive | 1 | |
| Section 5 - Drive System (Flywheel, Pinion, Bullgear, Con Rod, Plunger, Stop Dog) | | | |
| BSH0007127MP2 | Flywheel Bushing (set of 2) | 1 | |
| SCC0000516 | Shear Bolt & Nut Kit, Flywheel | 1 | |
| F000001132 | Shear Bushing, Shear Hub | 1 | |
| F000001614 | Shear Bushing, Flywheel (Flanged) | 1 | |
| HUB0007157 | Shear Hub, Flywheel W/Bushing | 1 | |
| F000001132 | . Bushing, Shear Hub | 1 | |
| ZZ00002008 | Collar, Flywheel Shaft | 1 | |
| 908348 | Bullgear Pinion Shaft Pillow Block Bearing. | 2 | |
| GER0007128 | Gear, Pinion | 2 | |
| F000007035 | Seal, Side Plate Assy, Bullgear | 4 | |
| F000007033 | Bearing Cone, Side Plate Assy, Bullgear | 4 | |
| 204631 | Bearing Cup, Side Plate Assy, Bullgear | 4 | |
| F000007036 | Race, Seal, Side Plate Assy, Bullgear | 2 | |
| F000007037 | Nut, Adjusting, Side Plate Assy, Bullgear | 2 | |
| F000007488 | Key, Pinion Shaft, Bullgear | 2 | |
| F000007626 | Grease, Bullgear, 1 Gal. | A/R | |
| LUB0323060 | Fitting, Pressure Valve, Bullgear Luber | 2 | |
| F000000046 | Pin, Connecting Rod To Bullgear | 1 | |
| F000008100 | Bearing, Connecting Rod To Bullgear | 2 | |
| ZZ00000204 | Bushing, Connecting Rod To Bullgear | A/R | |

| Part Number | Description | Qty On Baler | Order Qty |
|--|--|--------------|-----------|
| Section 5 - Drive System (Flywheel, Pinion, Bullgear, Con Rod, Plunger, Stop Dog) Cont... | | | |
| 221706 | Bushing, Connecting Rod To Bullgear | A/R | |
| F000008229 | Bearing Housing, Connecting Rod To Bullgear | 1 | |
| PIN0008670 | Pin, Connecting Rod To Bearing Housing | 1 | |
| F000008078 | Bushing, Connecting Rod To Bearing Housing | 1 | |
| F000008077 | Race, Inner, Connecting Rod To Bearing Housing | 2 | |
| F000007914 | Pin, Connecting Rod To Plunger | 1 | |
| R1574466 | Bearing, Connecting Rod - Plunger | 1 | |
| F000007917 | Snap Ring, Connecting Rod - Plunger | 2 | |
| ZZ00000200 | Bushing, Connecting Rod - Plunger | 2 | |
| ZZ00000202 | Bushing, Connecting Rod - Plunger | 2 | |
| ZZ00000203 | Bushing, Connecting Rod - Plunger | 2 | |
| KNF0011157 | Plunger Knife (16") | 1 | |
| KNF0021901 | Plunger Knife (14") | 1 | |
| F000000227 | Plunger Knife Bolt | 3 | |
| F000008116 | Plunger Face Adjusting Pad, RH | 1 | |
| F000008117 | Plunger Face Adjusting Pad, Ctr | 1 | |
| F0000007777 | Plunger Face Adjusting Pad, LH (Wiper) (14") | 1 | |
| F000000775 | Plunger Roller, Bottom | 4 | |
| PIN0007831 | Plunger Roller Pin | 4 | |
| BRG0001636 | Plunger Roller, Top | 1 | |
| F000001537 | Plunger Slide | 4 | |
| F000000986 | Roller Wiper | 2 | |
| F000000774 | Roller Wiper | 2 | |
| NYL0000250 | Tubing, Lubrication, Plunger | 9 Feet* | |
| F000001441 | Lube Fitting, Elbow W/Sleeve | 8 | |
| F000007547 | Stop Dog, Plunger (16" & 14") | 1 | |

* Indicates that the part is used in multiple locations. Qty shown is for the listed location only.

| Part Number | Description | Qty On Baler | Order Qty |
|--|--|-----------------|--------------|
| Section 6 - Pickup (Pickup, Drive Chain Assy) | | | |
| BRG0000202 | Pickup Driveshaft Bearing, Outer | 1 | |
| F000007063 | Pickup Driveshaft Bearing, Inner | 1* | |
| BRG0020016 | Pickup Clutch Bushing | 1 | |
| F000001791 | Pin, Clutch, Pickup Drive Chain | 2 | |
| F000001790 | Spring, Clutch Pin, Pickup Drive Chain | 2 | |
| F000001793 | Friction Disk, F/PTO to Clutch, Pickup Drive Chain | 2 | |
| SHF0021219 | Shaft, Pickup Drive Chain Assy | 1 | |
| ZZ00000228 | Bushing, Pickup Drive Chain Assy, Spk - Brg. | 1 | |
| BRG0006219 | Pickup Tooth Bar Cam Lever Bearing | 12 | |
| CAM0033355 | Pickup Tooth Bar Cam Lever Assy. | 6 | |
| LEV0033355 | . Cam Lever | 1 | |
| BRG0002029 | . Bearing | 1 | |
| BSH0006231 | . Bushing | 1 | |
| 222477 | . Capscrew | 1 | |
| NCX0005000 | . Nut | 1 | |
| F000000101 | Pickup Tooth Guide Pipe | 60 | |
| NFX0000313 | Nut, Flex Loc, Pickup Tooth Attaching | 96 | |
| PCY0033352 | Spacer, Pickup Tooth | 78 | |
| SHF0033356 | Pivot Shaft, Pickup Tooth Bar | 6 | |
| TTH0033171 | Pickup Tooth | 78 | |
| STR0033500 | Stripper, Outer, Pickup | 1 | |
| STR0033501 | Stripper, Inner, Pickup | 1 | |
| STR0033502 | Stripper, Center, Pickup | 25 | |
| F000000440 | Ferrule, Lift Spring Plate, Pickup Assy | 1 | |
| BRG0067000 | Bearing, Pickup Auger | 2 | |
| F000008011 | Bearing Cup, Pickup Auger | 2 | |
| SPK0002318 | Sprocket, Idler, Pickup Auger | 2 | |
| SPK0040030 | Sprocket, Driven, Pickup Auger | 1 | |
| SPK0040045 | Sprocket, Drive, Pickup Auger | 1 | |
| CHN0040125 | Drive Chain, Pickup Auger | 1 | |
| F000004073 | Master Link, Pickup Auger Drive Chain | 3 | |
| F000008102 | Kit, Bearing/Flanges, Pickup Real Shaft | 2 | |
| F000008339 | Kit, U-Joint Repair, Pickup Driveline | 2 | |

* Indicates that the part is used in multiple locations. Qty shown is for the listed location only.

| Part Number | Description | Qty On Baler | Order Qty |
|---|--|--------------|-----------|
| Section 7 - Feeder and Feed Fork (Feed Arm, Fork, House) | | | |
| F000007145 | Wear Plate, Feed House-Chamber (16") | 1 | |
| 903374 | Wear Plate, Feed House-Chamber (14") | 1 | |
| F000000281 | Spring, Feed House Latch | 1 | |
| F000001563 | Catch, Torque Shaft | 1 | |
| F000007276 | Ferrule, Feeder House Latch | 1 | |
| F000008264 | Bumper, Rubber, Feed Arm Stop | 1 | |
| F000008232 | Feed Fork Frame | 1 | |
| F000001195 | Clip, Feed Fork | 3 | |
| F000007970 | Strap, Inside, Rear Feed Fork Tines | 3 | |
| F000007971 | Strap, Outside, Rear Feed Fork Tines | 3 | |
| F000007967 | Tine, Inside Trailing | 1 | |
| F000007968 | Tine, Center Trailing | 1 | |
| F000007969 | Tine, Outside Trailing | 1 | |
| F000001189 | Tine, Middle | 1 | |
| F000001603 | Tine, Leading | 2 | |
| F000001193 | Feed Fork Tine Bushing | 15 | |
| F000000822 | Feed Arm, Spring Arm Cam Follower | 1 | |
| F000004050 | Latch Roller | 1 | |
| F000007529 | Pivot Shaft Arm | 1 | |
| F000007604 | Hook, Feed Arm Latch | 1 | |
| F000007605 | Pin, Latch Hinge | 1 | |
| F000007606 | Trip Arm | 1 | |
| F000001556 | . Feed Arm Trip Lever Bushing | 1 | |
| F000007607 | Inner Race, Latch Hinge | 1 | |
| F000007610 | Latch Hinge | 1 | |
| F000008126 | Shaft, Pivot Feed Arm | 1 | |
| F000008129 | Cap, Bearing Housing, Pivot Shaft, Feed Arm | 1 | |
| F000008130 | Retaining Ring, Bearing Housing, Pivot Shaft, Feed Arm | 1 | |
| F000008131 | Nut, Bearing Housing, Pivot Shaft, Feed Arm | 2 | |
| F000008132 | Lock Washer, Bearing Housing, Pivot Shaft, Feed Arm | 1 | |
| F000008133 | Bearing Cup, Bearing Housing, Pivot Shaft, Feed Arm | 1 | |
| F000008134 | Bearing Cone, Bearing Housing, Pivot Shaft, Feed Arm | 2 | |
| F000008135 | Seal, Oil, Bearing Housing, Pivot Shaft, Feed Arm | 1 | |
| F000008136 | Dust Cap, Bearing Housing, Pivot Shaft, Feed Arm | 1 | |
| F000008139 | Sleeve, Pivot Shaft, Feed Arm | 1 | |
| F000008141MP2 | Bushing, Pair, Feed Arm | 1 PR | |

| Part Number | Description | Qty On Baler | Order Qty |
|---|--|-----------------|--------------|
| Section 7 - Feeder and Feed Fork (Feed Arm, Fork, House) Cont... | | | |
| F000008187 | Washer, Feed Arm Height | A/R | |
| F000008334 | Washer, Feed Arm Pivot Shaft | A/R | |
| F000008262 | Sleeve, Spring Arm | 1 | |
| PIN24065-1 | Kit, Feed Arm Pin (Pin, Bearing, Nuts) | 1 | |
| 903598 | Kit, Latch Roller Assy | 1 | |
| Section 8 - Knotter (Conventional) | | | |
| 902535 | Knotter Top Plate | 1 | |
| F000007891 | Twine Tension Assy | 3 | |
| F000007890 | . Top Plate, Twine Tensioner | 1 | |
| F000007449 | Brake Plate & Lining, Inside, Knotter | 1 | |
| F000007450 | Brake Plate & Lining, Outer, Knotter | 1 | |
| F000007453 | Spring, Brake Plate, Knotter | 2 | |
| F000007454 | Kit, Brake Lining (2) W/Rivets (6) | 1 | |
| F000007559 | Spring, Saddle Lever, Knotter Brake | 1 | |
| F000007585 | Sleeve, Saddle Lever Anchor, Knotter | 1 | |
| F000007586 | Bushing, Saddle Lever Anchor, Knotter | 1 | |
| F000007587 | Seal, Saddle Lever Assy, Knotter | 2 | |
| F000004089 | Grease Fitting, Saddle Lever Roller | 1 | |
| CLH0020799 | Clutch Pawl, Knotter | 1 | |
| F000004115 | Spring, Knotter Clutch Pawl | 1 | |
| PIN0020739 | Pin, Clutch Pawl | 1 | |
| F000004134 | Bearing, Knotter Clutch Disk | 1 | |
| F000004135 | Inner Race, Knotter Clutch Disk | 1 | |
| F000004136 | Large Washer, Clutch Housing-to-Disk | 1 | |
| F000007063 | Bearing, Knotter Shaft | 2* | |
| F000007397 | Sprocket, Idler, Knotter Drive | 4 | |
| F000008084 | Rod, Chain Tightener, Knotter Drive | 1 | |
| F000001517 | Twine Finger Shaft Spring | 1* | |
| F000000181 | Twine Finger Bushing Nut | 2 | |
| F000008391 | Twine Finger Drive Rod | 2 | |
| F000000159 | Twine Finger Drive Rod End Block | 3 | |
| 221708W | Twine Finger Drive Rod Jam Nut | 3 | |
| F00007885 | Twine Finger | 2 | |
| F000001294 | Ball Joint, RH | 2 | |
| F000001295 | Ball Joint, LH | 2 | |
| F000008095 | Kit, Bearing/Flanges, Twine Finger Drive Shaft | 2 | |

* Indicates that the part is used in multiple locations. Qty shown is for the listed location only.

| Part Number | Description | Qty On Baler | Order Qty |
|---|---|-------------------|-----------|
| Section 8 - Knotter (Conventional) Cont... | | | |
| KNT006006A | Knotter Head Assy, Conventional (Includes Shaded Items below) | 2 | |
| <i>900182</i> | <i>. Kit, One Knotter Rebuild</i> | <i>Qty In Kit</i> | |
| <i>F000008050</i> | <i>.. Arm, Knife, Complete</i> | <i>1</i> | |
| <i>F000008274</i> | <i>... Roller, Knife Arm</i> | <i>1</i> | |
| <i>F000008280</i> | <i>... Washer, Roller, Knife Arm</i> | <i>2*</i> | |
| <i>F000008049</i> | <i>... Knife, Twine</i> | <i>1</i> | |
| <i>F000007860</i> | <i>.. Washer, Knife Arm, Knotter</i> | <i>1</i> | |
| <i>F000008051</i> | <i>.. Cam, Knotter Hook</i> | <i>1</i> | |
| <i>F000007868</i> | <i>.. Twine Holder</i> | <i>1</i> | |
| <i>F000008052</i> | <i>.. Spring, Twine Holder</i> | <i>3</i> | |
| <i>F000007876</i> | <i>.. Shaft, W/Worm Gear</i> | <i>1</i> | |
| <i>F000007871</i> | <i>.. Pinion, Twine Holder</i> | <i>1</i> | |
| <i>GER0007873</i> | <i>.. Pinion Gear, Worm Shaft, Knotter</i> | <i>1</i> | |
| <i>RS00006015</i> | <i>.. Bill Hook (Standard < 280 Twine)</i> | <i>1</i> | |
| <i>253270</i> | <i>.. Pinion, Bill Hook</i> | <i>1</i> | |
| <i>RS00006002</i> | <i>.. Bushing, Bill Hook</i> | <i>1</i> | |
| <i>253271</i> | <i>.. Spiral Pin, Bill Hook Gear</i> | <i>1</i> | |
| <i>RS00006003</i> | <i>.. Bushing, Twine Disk</i> | <i>1</i> | |
| <i>RS00006085</i> | <i>.. Retainer, Twine Disk</i> | <i>1</i> | |
| <i>RS00602201</i> | <i>.. Bushing, Knife Arm</i> | <i>1</i> | |
| RS206377212 | . Kit, Knife Arm Pin, Washers, Nut | 2 | |
| F000007976 | . Snap Ring, Knife Arm Shaft, Knotter | 1 | |
| F000001680 | . Washer, Knotter Worm Shaft | 1* | |
| RS05227344 | . Pin, Spiral, Worm Pinion & Twine Disk Pinion | 2 | |
| RS00006035 | . Bill Hook (Option, Larger = > 280 Twine) | 1 | |
| RS00003786 | . Trigger, Bill Hook | 1 | |
| RS00001514 | . Roll Pin, Bill Hook | 1 | |
| F000008068 | . Spacer, Bill Hook Pinion 0.020" | A/R | |
| F000008069 | . Spacer, Bill Hook Pinion 0.035" | A/R | |
| F000007870 | . Cleaner, Twine Disc | 2 | |
| 900249 | . Knotter Clutch Disk | 1 | |
| F000007948 | . Screw, Adjusting Hook Cam | 2 | |

* Indicates that the part is used in multiple locations. Qty shown is for the listed location only.

| Part Number | Description | Qty On Baler | Order Qty |
|---|---|--------------|-----------|
| Section 8 - Knotter (Conventional) Cont... | | | |
| GER0006068 | Gear, Modular Cam, Knotter | 2 | |
| F000008199 | Sight Tube, Knotter Lube Tank | 2 | |
| FIL0009052 | Filter, Knotter Luber | 1 | |
| 259013 | . Element & Seal Kit, Knotter Luber | 1 | |
| 259014 | . Spring Kit, Knotter Luber | 1 | |
| F000001441 | Lube Fitting, Elbow W/Sleeve (To Manifold) | 1 | |
| F000008312 | Sleeve, Luber Manifold, Knotter | 1 | |
| F000008306 | Ferrule, Auto Luber Fitting | 12 | |
| LUB0083313 | Injector, Luber, Knotter, With Compression Nut/Sleeve | 12 | |
| LUB0083924 | . Compression Nut/Sleeve, Injector, Knotter | 12 | |
| NYL0001250 | Tubing, Lubrication, Knotter | 36 Feet* | |
| F000008287 | Lube Fitting, Knotter | 4 | |
| F000008288 | Lube Fitting, Knotter | 8 | |
| F000004160 | Bushings, Knotter Shaft (14 GA) | 4 | |
| F000004161 | Bushings, Knotter Shaft (18 GA) | 4 | |
| 256353 | Bale Counter | 1 | |
| BRG0001572 | Follower Cam, Knotter Trip Bar | 1 | |
| F000000278 | Spring, Knotter Trip Arm | 1 | |
| F000001517 | Knotter Trip Spring | 1* | |
| F000000440 | Ferrule, Knotter Trip Mount | 1 | |
| F000001687 | Friction Disk | 1 | |
| F000008023 | Guide Washer, Friction Disk | 2 | |
| F000001531 | Meter Wheel | 1 | |
| KNT0032132 | Bar, Trip Meter | 1 | |
| Section 9 - Needle Yoke and Needles | | | |
| 904347 | Needle Yoke | 1 | |
| 903702 | Bearing Assy, Needle Yoke | 2 | |
| 256736 | . Bearing, Needle Yoke | 1 | |
| 226272 | Bushing, Needle Yoke | 2 | |
| F000001549 | Needle Yoke Drive Rod End, RH | 2 | |
| F000001550 | Needle Yoke Drive Rod End, LH | 2 | |
| ZZ00000118 | Grease Fitting, Needle Yoke Drive Rod Ends | 4 | |
| F000001611 | Needle | 2 | |
| F000000856 | Twine Guide Bushing | 6 | |
| F000000857 | Twine Guide Snap Ring | 6 | |
| F000007552 | Kit, Carriage Bolt & Nut, Needle to Yoke | 4 | |
| SPG0020662 | Spring, Stop Dog Return | 1 | |

* Indicates that the part is used in multiple locations. Qty shown is for the listed location only.

| Part Number | Description | Qty On Baler | Order Qty |
|---------------------------------------|--|--------------|-----------|
| Section 11 - Electrical System | | | |
| 229289 | Toggle Switch | 3 | |
| 252619 | Relay, Main Power | 1 | |
| 901521 | Work Light | 3 | |
| LIT037164B | Tail Light Assy, RH | 1 | |
| LIT037163B | Tail Light Assy, LH | 1 | |
| Section 12 - Misc Parts/ Tools | | | |
| F000004067 | Cable Roller, Bale Weight Indicator | 1 | |
| X-203242 | Hay Dog Tool | | |
| WRN035826B | Wrench, Feed Fork Pivot Shaft | | |
| WRN036554B | Wrench, Bearing Locknut | | |
| 588466 | Socket Set, 3/8" Drive, 3/8" - 7/8" STD/Deep 22 Piece | | |
| 588467 | Socket Set, 1/2" Drive, 3/8" - 1-1/4" STD/Deep 30 Piece | | |
| 588468 | Socket Set, 3/4" Drive, 7/8" - 2-3/8" STD 29 Piece | | |
| 588469 | Combination Wrench Set, 5/16" - 2-1/2" 31 Piece | | |
| 588528 | Combination Wrench Set, 7mm - 24mm, 18 Piece | | |
| 588527 | Hex Key Set, 1/4" - 5/8", 18 PC | | |
| 906600 | Kit, Digital Pressure Gauge W/Female QD, -14.5 to +250 psi | | |

Notes:

* In the "Qty On Baler" column indicates that the part is used in more than one location. Qty shown is for the listed location only.

One dot preceding the description indicates that the item is a component part of the previously listed item or assembly with no dot. Two dots preceding the description indicates that the item is a component part of the previously listed item or assembly with one dot. Example below, the "Rubber Boot Seal" is included in the "Switch Assembly." Qty's listed for component parts indicate how many are included in the previously listed item.

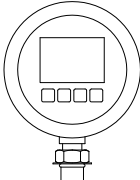

Switch Assembly 4 (# assemblies on baler)
 . Rubber Boot Seal 1 (# seals in assembly)

Please include your baler serial number when ordering parts.


| Part Number | <h1 style="text-align: center;">Diagnostic Tools</h1> <p style="text-align: center;">Description</p> | Qty On Baler | Order Qty |
|-------------|--|-----------------|--------------|
|-------------|--|-----------------|--------------|

Order from Allied Systems
Service Parts Department
503-625-2560.

906601
Kit, Digital Pressure Gauge
W/Female QD Connector
0 to 8700 PSI

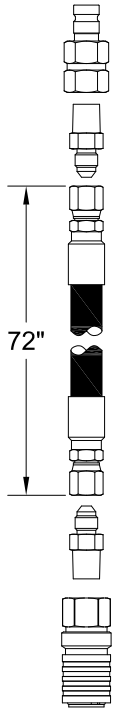
QD Female



69778
Multi-Meter, 12 Function

AC/DC Voltage & Current, Resistance,
Capacitance, Frequency, Type K & IR
Temperature, Diode/Continuity, Duty Cycle
Non-Contact InfraRed Thermometer
CAT III Test Leads
Type K Bead Wire Temp Probe

QD Male

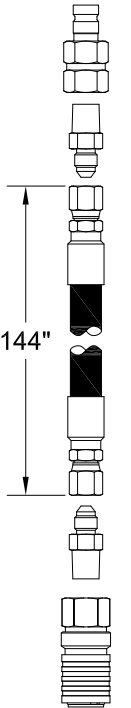


72"

QD Female

69782
Kit, Hose Assembly, W/QD Both Ends

QD Male




144"

QD Female


70381
Kit, Hose Assembly, W/QD Both Ends

QD Male




1/8 NPT Male
R14038

QD Male




1/8 NPT Female
R14045

QD Male



#6 JIC Female
236625

QD Male




#8 JIC Female
253326

QD Male



1/4 NPT Female
228040

QD Male




#4 JIC Female
R330325

QD Male



#4 SAE Male
R14040

QD Male



#6 SAE Male
R14082



To find a dealer in your area,
Call: 503-625-2560,
Fax: 503-625-7269, or

Visit our website: <http://www.alliedsystems.com>

Allied Systems
COMPANY

89-115 01/2019
Printed in USA