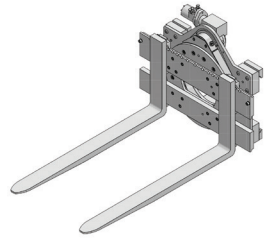
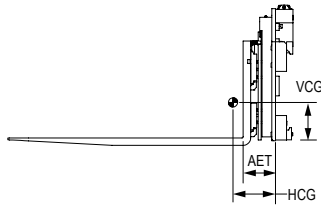


CRA Series Rotators

- Rotator mounting: Class II
- Fork bar mounting: Class II
- Rotation time: 9 seconds
- Rotation centerline: 12" from bottom of forks
- Delivered torque: 32,000 in. lb @ 2,000 psi



3,500-lb Capacity @ 24" Load Center, 1 Function

Model Number	Fork Bar Width (in) ¹	Fork Size, T x W x L (in)	Mounting Angle (°)	Lost Load AET (in)	HCG (in)	VCG (in)	Weight (lb)
CRA-3532	32	Without	0	7.06	3.6	10.2	580
CRA-3537	37	Forks		7.06	3.7	10.1	600
CRA-3532-FB430	32	1.5 x 4 x 30	0	8.60	5.8	8.7	745
CRA-3532-FB436		1.5 x 4 x 36		8.60	6.5	8.4	765
CRA-3532-FB442		1.5 x 4 x 42		8.60	7.4	8.1	790
CRA-3532-FB448		1.5 x 4 x 48		8.60	8.5	7.8	810
CRA-3537-FB430	37	1.5 x 4 x 30	0	8.60	5.8	8.6	765
CRA-3537-FB436		1.5 x 4 x 36		8.60	6.5	8.4	785
CRA-3537-FB442		1.5 x 4 x 42		8.60	7.4	8.1	805
CRA-3537-FB448		1.5 x 4 x 48		8.60	8.5	7.8	820

¹ Maximum fork spacing is less than fork bar width. Consult factory for maximum spacing.

Note: If truck's forks are to be on rotators with fork bars only, a third mounting clip must be added to ITA truck forks. Clips are included for ITA Class II.

Replacement forks are available; see pages K-2 through K-5 for standard and specialty forks.

! Minimum Truck Carriage Width

Model Number	Minimum Truck Carriage Width (in)
CRA-35	29

! Approximate Net Truck Capacities

Truck Capacity (lb)	Rotator Model	Approx. Net Truck Capacity w/Attachment (lb)
3,000	CRA-35	2,245
3,500		2,660
4,000		3,100

Net truck capacities are approximations only for rotator with 32" fork bars and 42" forks installed at 0° on two-stage mast. Actual net truck capacities are available from the lift truck manufacturer only.

✕ Optional Equipment & Information

See Page H-9.

🔒 Lower Mounting Hooks

Model Number	Mounting Class	Angle (°)	Description
ANO	II	0	Bolt-on
AQO			Quick change

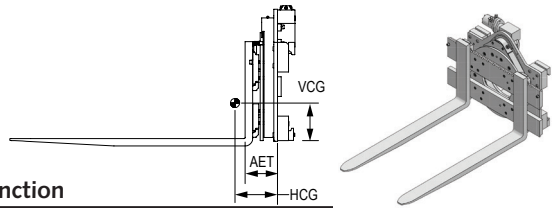
💧 Recommended Hydraulic Supply

Model Number	Flow (gpm)	Max psi
CRA-35	12	2,000

Hydraulic flow less than minimum may reduce operating speed. Higher flow may result in heat build-up, erratic operation and shortened hydraulic system life.

CRA Series Rotators

- Rotator mounting: Class II
- Fork bar mounting: Class II
- Rotation time: 9 seconds
- Rotation centerline: 12" from bottom of forks
- Delivered torque: 32,000 in. lb @ 2,000 psi



4,500-lb Capacity @ 24" Load Center, 1 Function

Model Number	Fork Bar Width (in) ¹	Fork Size, T x W x L (in)	Mounting Angle (°)	Lost Load AET (in)	HCG (in)	VCG (in)	Weight (lb)
CRA-4532	32	Without Forks	0	7.06	3.6	10.2	585
CRA-4537	37			7.06	3.7	10.1	605
CRA-4542	42			7.06	3.7	10.2	625
CRA-4545	45			7.06	3.8	10.1	640
CRA-4548	48			7.31	4.0	10.0	690
CRA-4532-FB530	32	1.5 x 5 x 30	0	8.60	6.2	8.5	790
CRA-4532-FB536		1.5 x 5 x 36			7.0	8.1	815
CRA-4532-FB542		1.5 x 5 x 42			8.1	7.8	840
CRA-4532-FB548		1.5 x 5 x 48			8.8	7.6	855
CRA-4537-FB530		1.5 x 5 x 30			6.2	8.4	810
CRA-4537-FB536	37	1.5 x 5 x 36	0	8.60	7.0	8.1	835
CRA-4537-FB542		1.5 x 5 x 42			8.0	7.8	860
CRA-4537-FB548		1.5 x 5 x 48			8.8	7.6	875
CRA-4542-FB530		1.5 x 5 x 30			6.2	8.4	830
CRA-4542-FB536		1.5 x 5 x 36			7.0	8.1	855
CRA-4542-FB542	42	1.5 x 5 x 42	0	8.60	8.0	7.8	880
CRA-4542-FB548		1.5 x 5 x 48			8.7	7.6	895
CRA-4545-FB530		1.5 x 5 x 30			6.2	8.5	840
CRA-4545-FB536		1.5 x 5 x 36			7.0	8.1	865
CRA-4545-FB542		1.5 x 5 x 42			8.0	7.8	890
CRA-4545-FB548	45	1.5 x 5 x 48	0	8.60	8.7	7.7	910
CRA-4548-FB530		1.5 x 5 x 30			6.3	8.4	890
CRA-4548-FB536		1.5 x 5 x 36			7.1	8.1	915
CRA-4548-FB542		1.5 x 5 x 42			8.0	7.9	940
CRA-4548-FB548		1.5 x 5 x 48			8.7	7.7	960

¹ Maximum fork spacing is less than fork bar width. Consult factory for maximum spacing.

Note: If truck's forks are to be on rotators with fork bars only, a third mounting clip must be added to ITA truck forks. Clips are included for ITA Class II.

Replacement forks are available; see pages K-2 through K-5 for standard and specialty forks.

! Minimum Truck Carriage Width

Model Number	Minimum Truck Carriage Width (in)
CRA-45	29

! Recommended Hydraulic Supply

Model Number	Flow (gpm)	Max psi
CRA-45	12	2,000

Hydraulic flow less than minimum may reduce operating speed. Higher flow may result in heat build-up, erratic operation and shortened hydraulic system life.

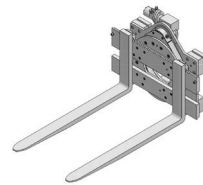
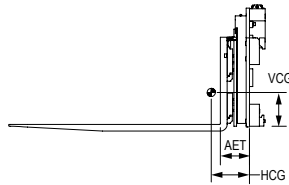
! Approximate Net Truck Capacities

Truck Capacity (lb)	Rotator Model	Approx. Net Truck Capacity w/Attachment (lb)
3,000	CRA-45	2,210
3,500		2,650
4,000		3,085
4,500		3,515
5,000		3,950
5,500		4,500

Capacities are approximations only, for rotator with 32" fork bars and 42" forks installed at 0° on two-stage mast. Actual capacities are available only from the lift truck manufacturer.

CRA Series Rotators

- Rotator mounting: Class III
- Fork bar mounting: Class II
- Rotation time: 11 seconds
- Rotation centerline: 14.5" from bottom of forks
- Delivered torque: 40,000 in. lb @ 2,000 psi
- High torque option available



5,500-lb Capacity @ 24" Load Center, 1 Function

Model Number	Fork Bar Width (in) ¹	Fork Size, T x W x L (in)	Mounting Angle (°)	Lost Load AET (in)	HCG (in)	VCG (in)	Weight (lb)
CRA-5537	37	Without Forks	0	7.5	4.1	12.0	696
CRA-5542	42			7.5	4.2		717
CRA-5545	45			7.5	4.4		730
CRA-5548	48			7.8	4.6		776
CRA-5537-FC536	37	1.75 x 5 x 36	0	9.3	6.8	10.8	1,017
CRA-5537-FC542		1.75 x 5 x 42			7.7	10.2	1,047
CRA-5537-FC548		1.75 x 5 x 48			8.7	9.6	1,077
CRA-5537-FC554		1.75 x 5 x 54			9.6	9.0	1,107
CRA-5542-FC536	42	1.75 x 5 x 36	0	9.3	6.8	10.8	1,038
CRA-5542-FC542		1.75 x 5 x 42			7.7	10.2	1,068
CRA-5542-FC548		1.75 x 5 x 48			8.7	9.6	1,098
CRA-5542-FC554		1.75 x 5 x 54			9.6	9.0	1,128
CRA-5545-FC536	45	1.75 x 5 x 36	0	9.3	6.8	10.8	1,051
CRA-5545-FC542		1.75 x 5 x 42			7.7	10.2	1,081
CRA-5545-FC548		1.75 x 5 x 48			8.7	9.6	1,101
CRA-5545-FC554		1.75 x 5 x 54			9.6	9.0	1,131
CRA-5548-FC536	48	1.75 x 5 x 36	0	9.6	6.9	10.8	1,097
CRA-5548-FC542		1.75 x 5 x 42			7.8	10.2	1,127
CRA-5548-FC548		1.75 x 5 x 48			8.8	9.6	1,157
CRA-5548-FC554		1.75 x 5 x 54			9.7	9.0	1,187

¹ Maximum fork spacing is less than fork bar width. Consult factory for maximum spacing.

Note: If truck's forks are to be on rotators with fork bars only, a third mounting clip must be added to ITA truck forks. Clips are included for ITA Class IV.

Replacement forks are available; see pages K-2 through K-5 for standard and specialty forks.

! Minimum Truck Carriage Width

Model Number	Minimum Truck Carriage Width (in)
CRA-55	33

! Recommended Hydraulic Supply

Model Number	Flow (gpm)	Max psi
CRA-55	12	2,000

Hydraulic flow less than minimum may reduce operating speed. Higher flow may result in heat build-up, erratic operation and shortened hydraulic system life.

! Approximate Net Truck Capacities

Truck Capacity (lb)	Rotator Model	Approx. Net Truck Capacity w/attachment (lb)
6,000	CRA-55	4,610
7,000		5,500

Capacities are approximations only, for rotator with 37" fork bars and 42" forks installed at 0° on two-stage mast. Actual capacities are available only from the lift truck manufacturer.

✕ Optional Equipment & Information

See Page H-9.