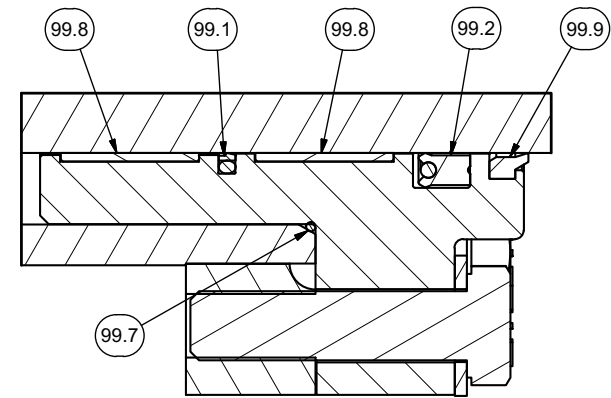


---

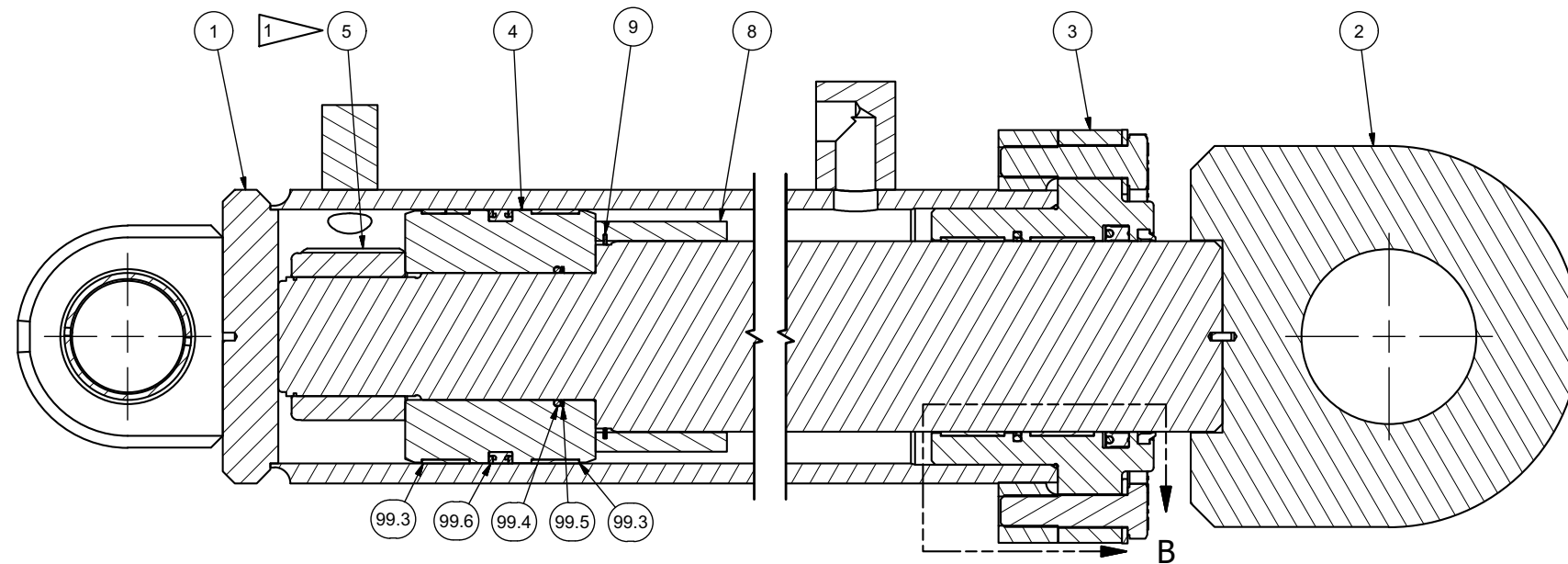
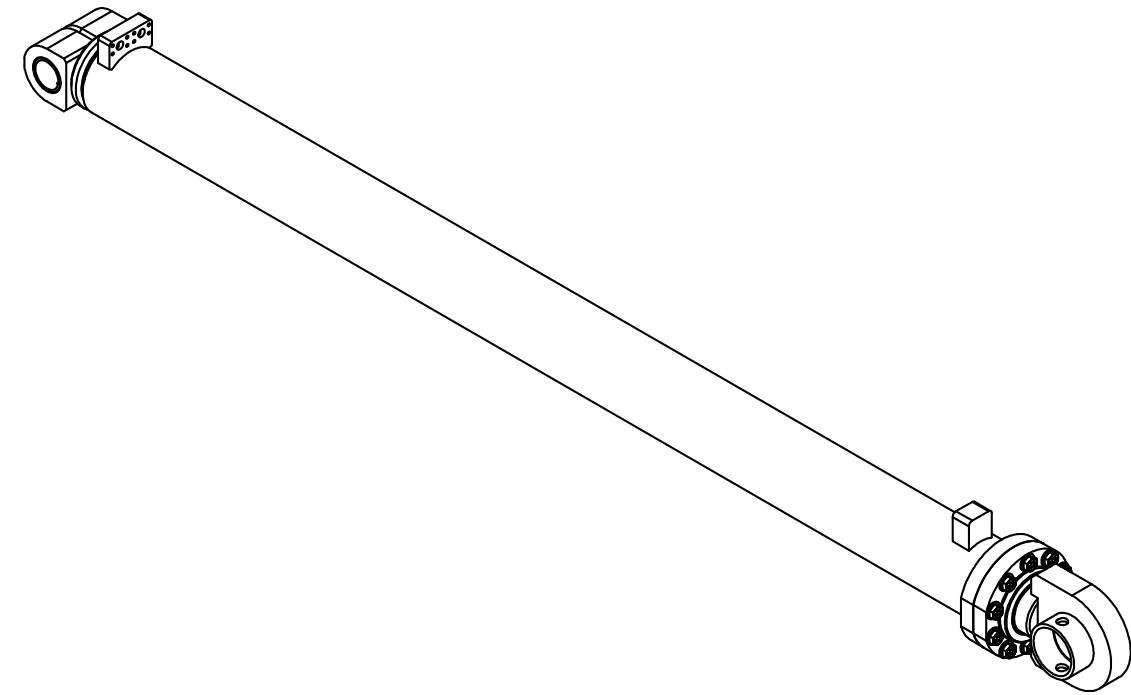
Cylinder Assembly, Hoist

## Cylinder Assembly - Hoist

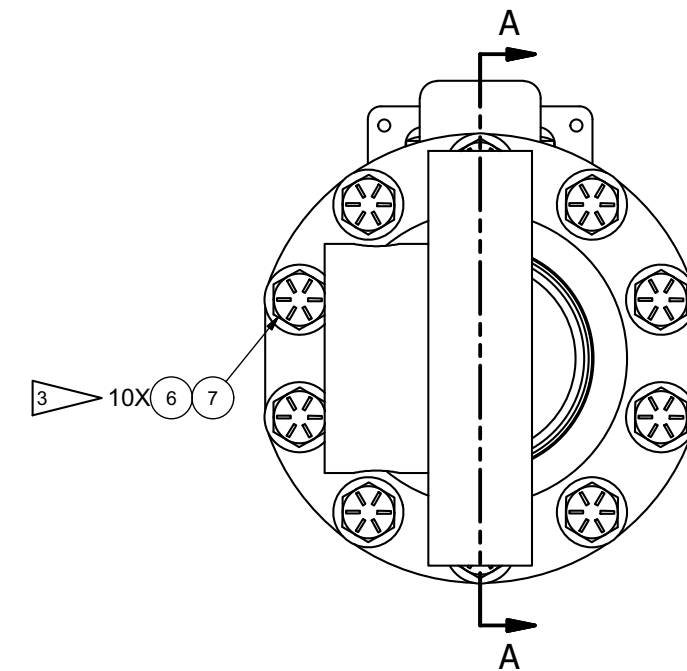
Item	Part No.	Qty	Description	Item	Part No.	Qty	Description
	<b>600091</b>		<b>Cylinder, Assembly</b>				
1	600098	1	. Barrel	99	600110	1	. Kit, Packing
2	600105	1	. Stem	99.1	69768.0600	1	.. Seal, Buffer
3	600109	1	. Gland, Cylinder	99.2	Y437152.298	1	.. Seal
4	597877	1	. Piston, Cylinder	99.3	70384.0800	2	.. Wear Ring, Piston
5	591445	1	. Locknut	99.4	236596	1	.. O-Ring
6	221780W	10	. Washer	99.5	Y076800-345	1	.. Backup Ring
7	Y18C-1664	10	. Capscrew	99.6	69770.0800	1	.. Seal, Piston
8	600108	1	. Tube	99.7	Y098629-266	1	.. O-Ring
9	600163	1	. Ring	99.8	600112	2	.. Wear Ring, Rod
				99.9	16425	1	.. Wiper, Rod



**DETAIL B**  
**GLAND PACKING**



**SECTION A-A**



NOTES:

- 1 TORQUE TO 3,500 FT-LBS
- 2. REMOVE DIRT, LOOSE SCALE, BURRS, AND PAINT FROM THE MATING SURFACES OF THE BOLTED JOINT
- 3 APPLY COOPER ANTI-SEIZE ASC P/N: 244264 TO FASTENERS