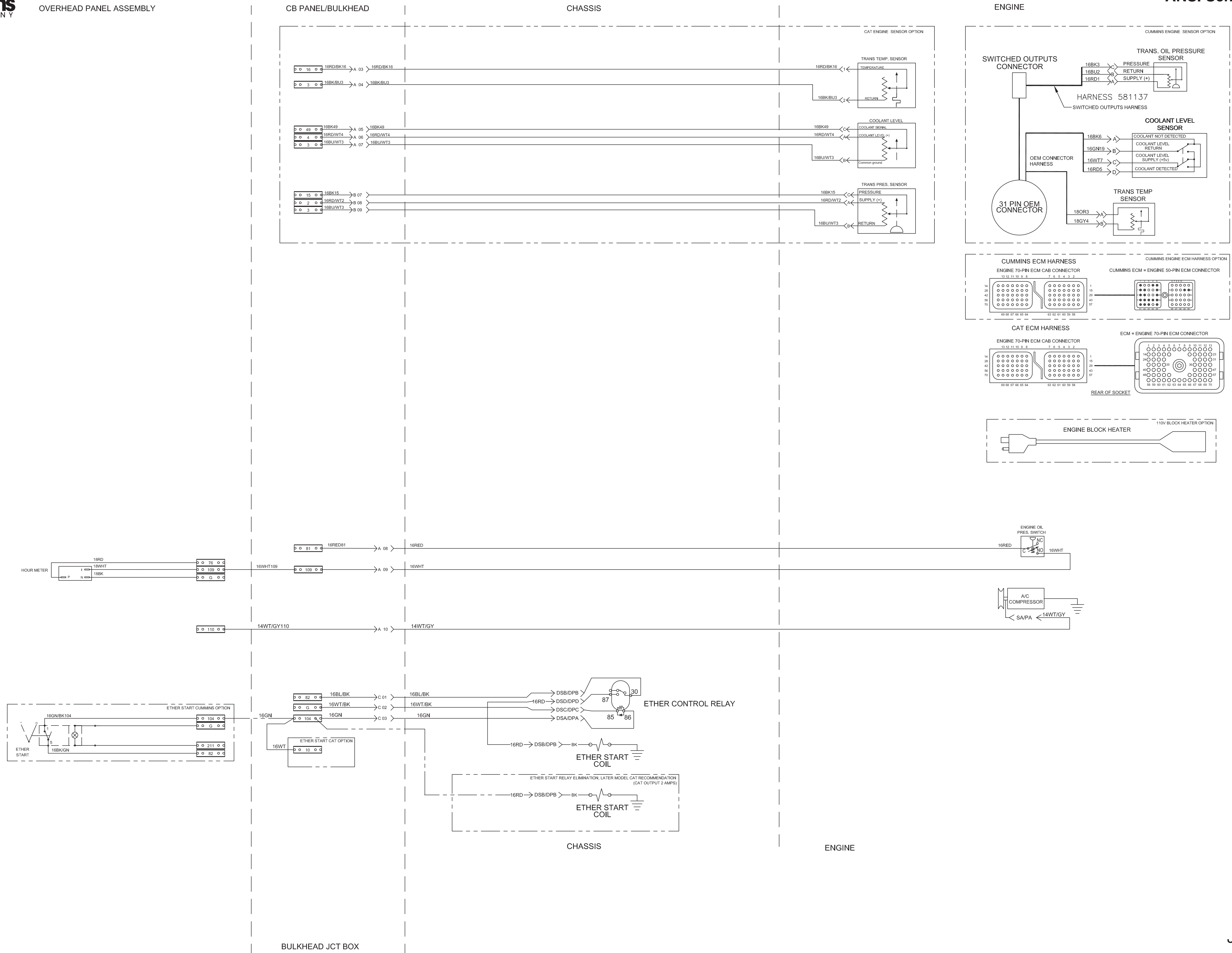
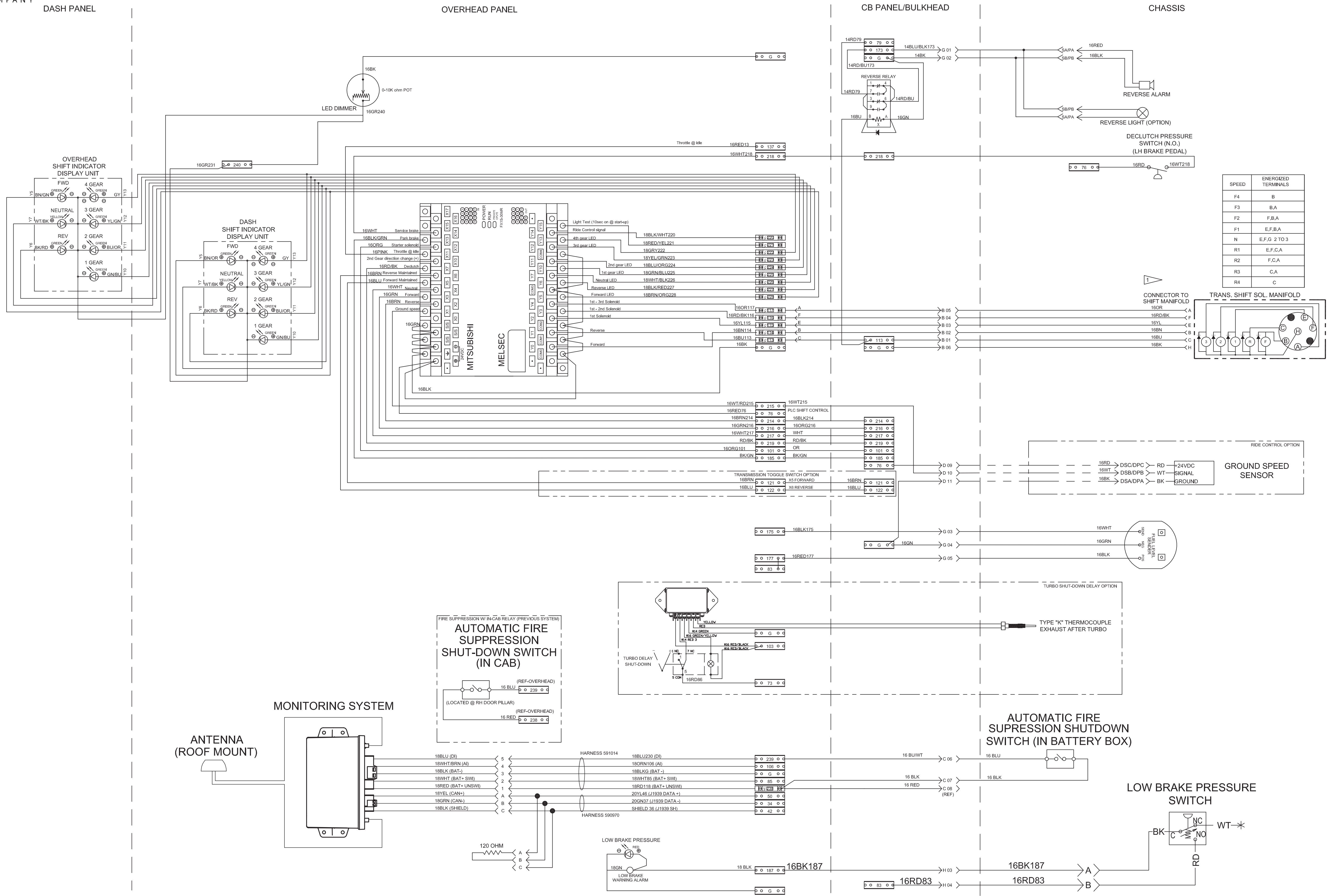
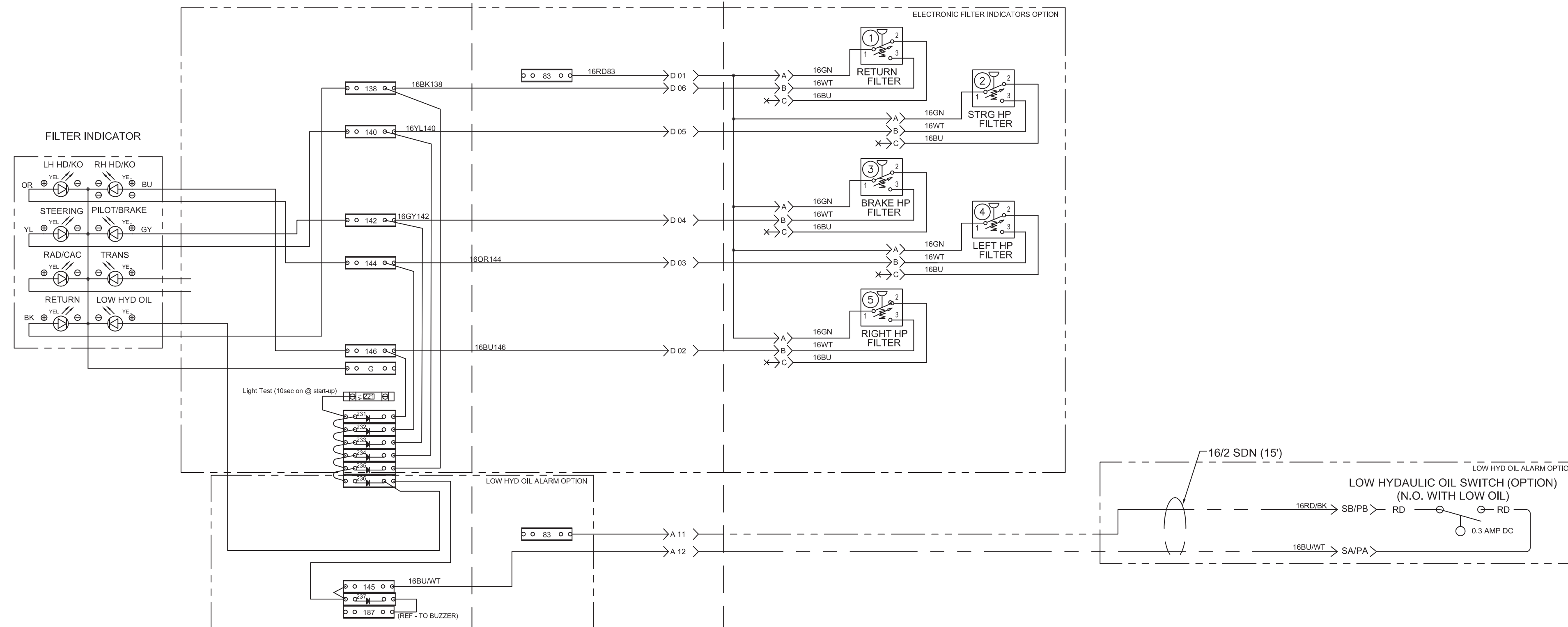
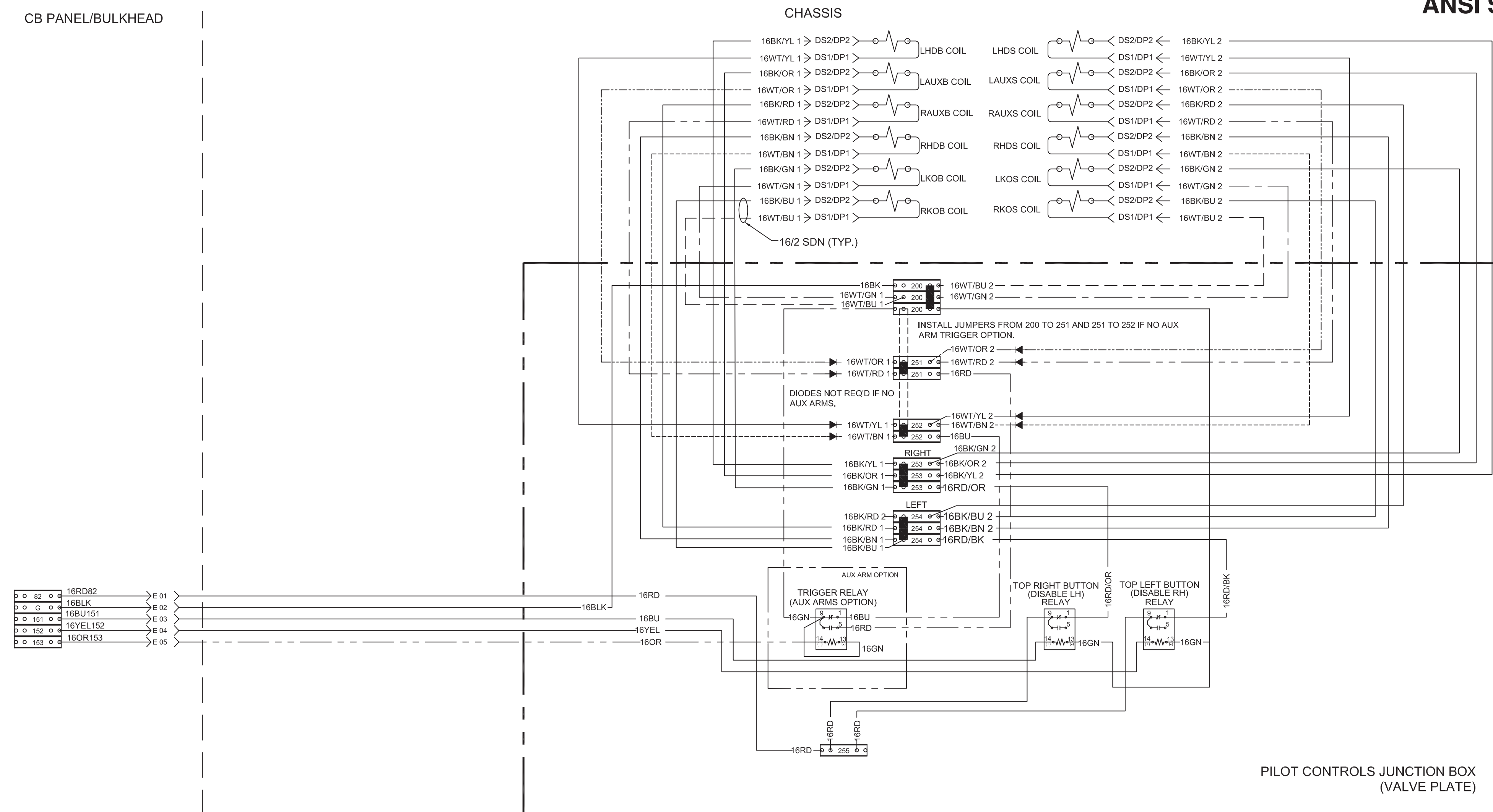
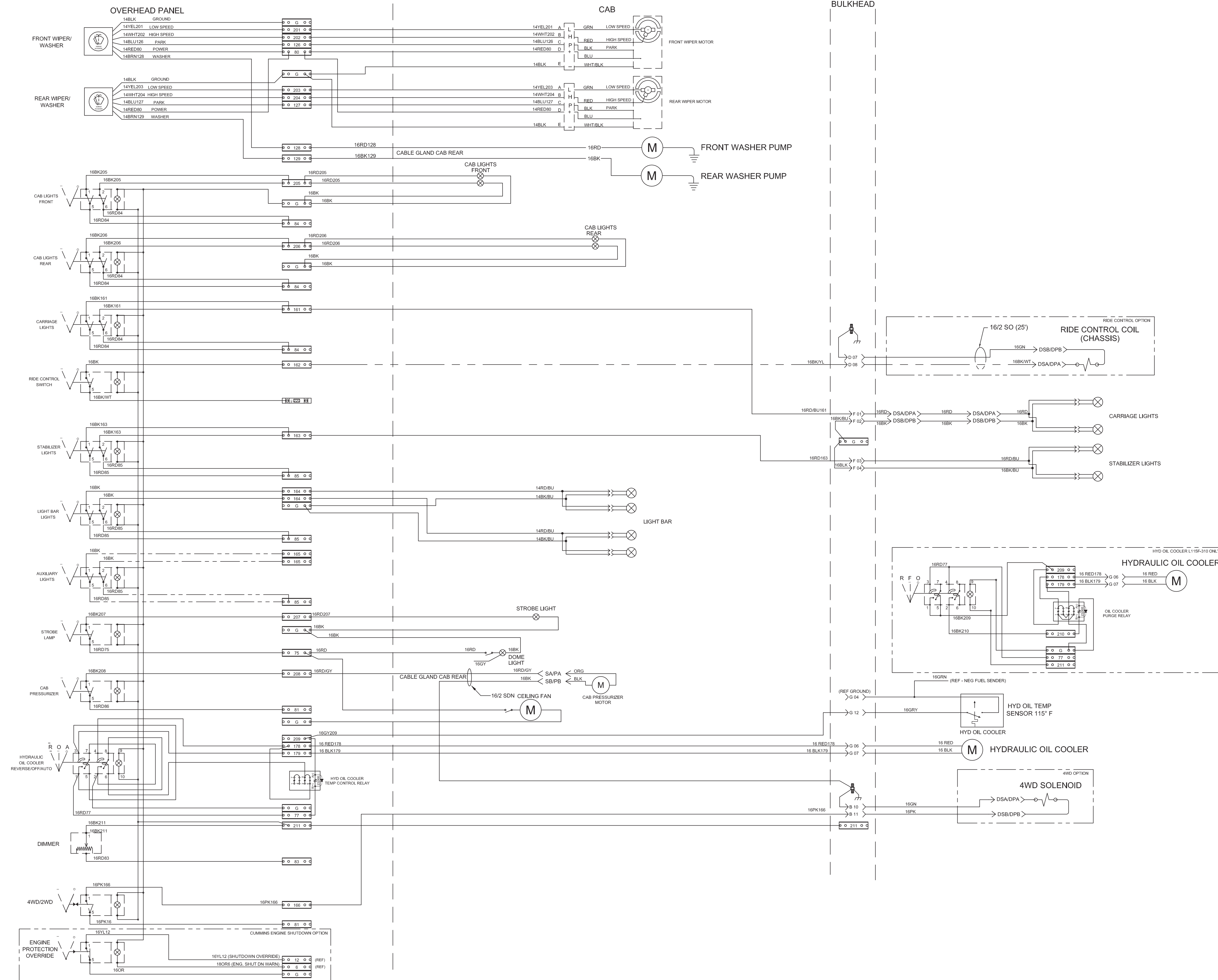


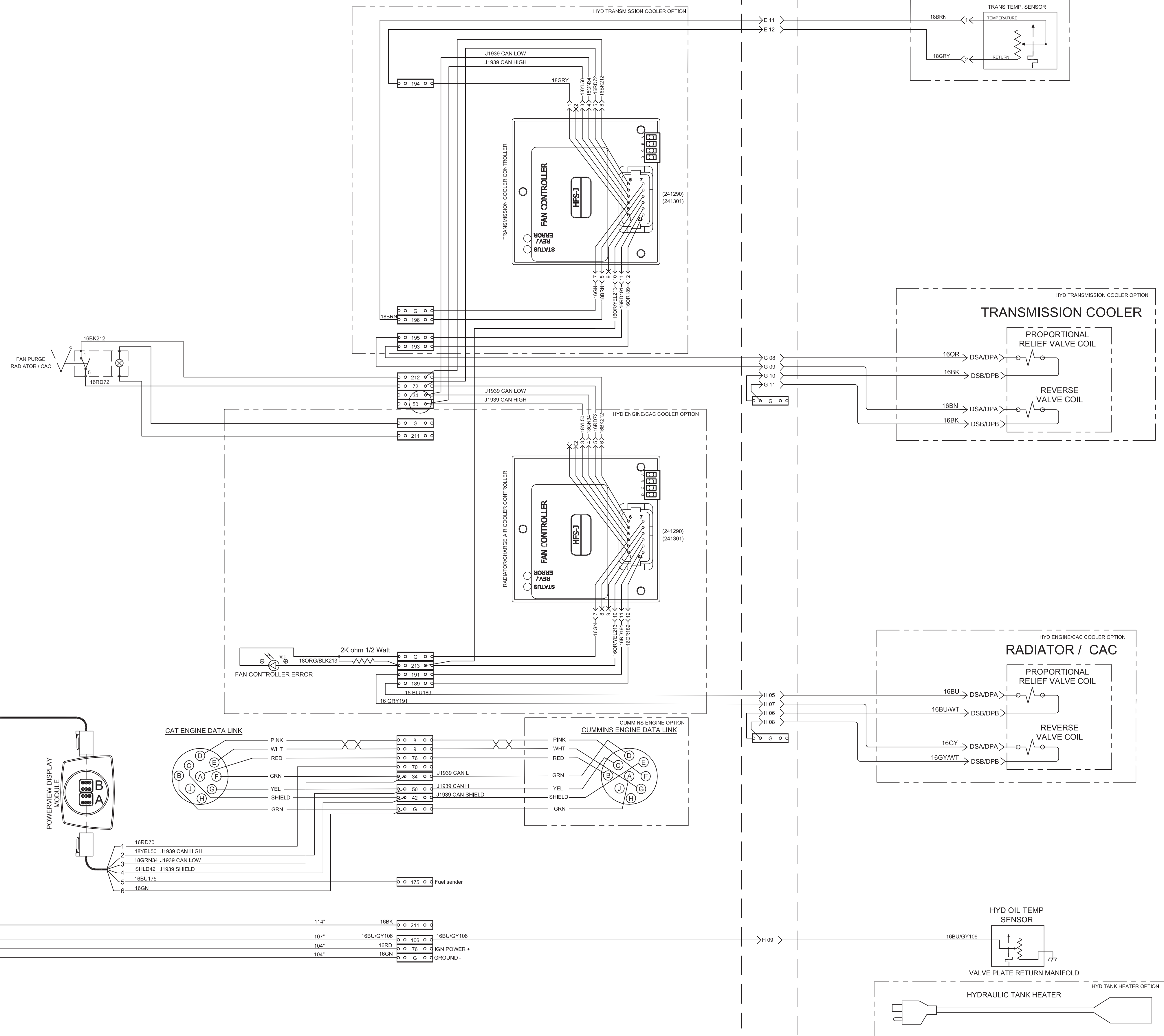
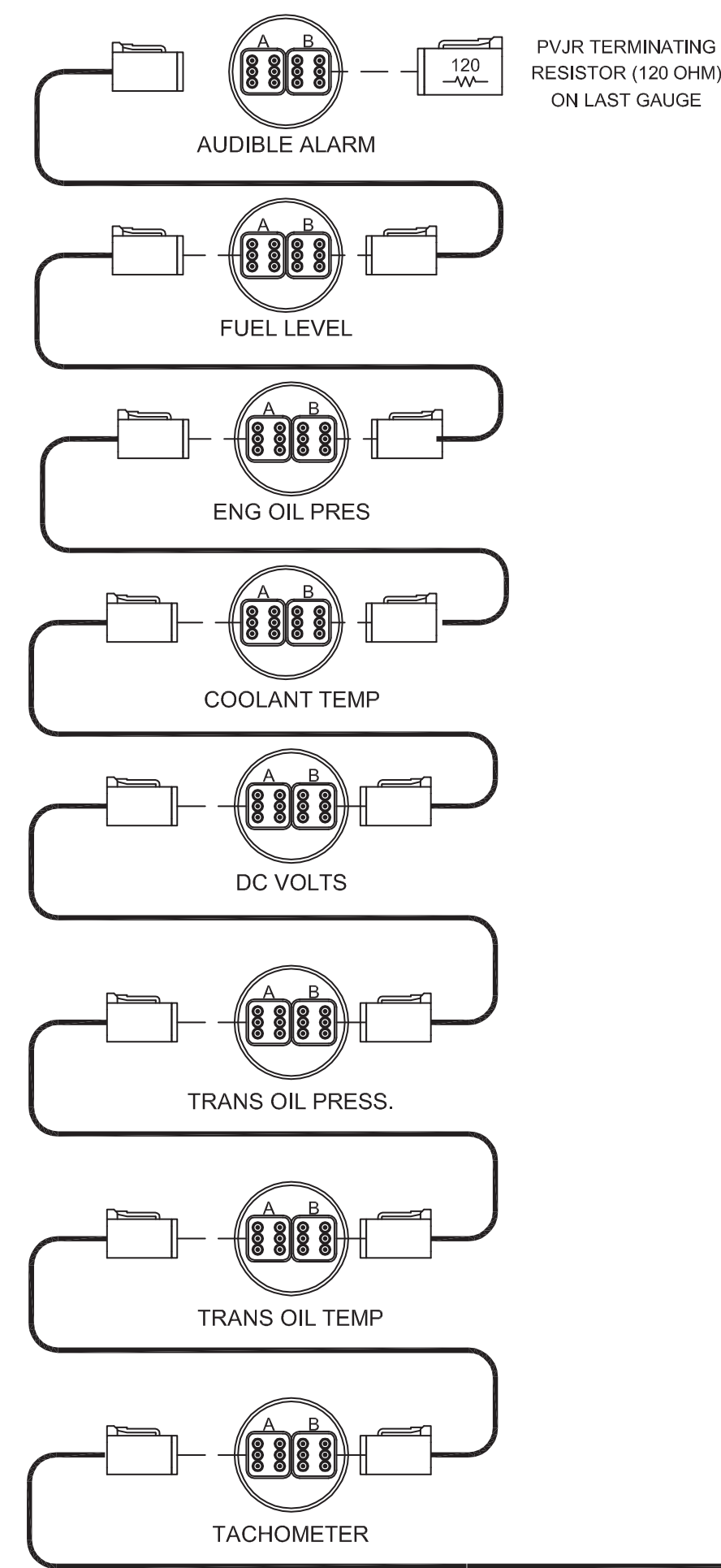
NOTE: TERMINALS WITH THE SAME NUMBER IN THE CB PANEL AND OVERHEAD SHOULD BE CONNECTED.





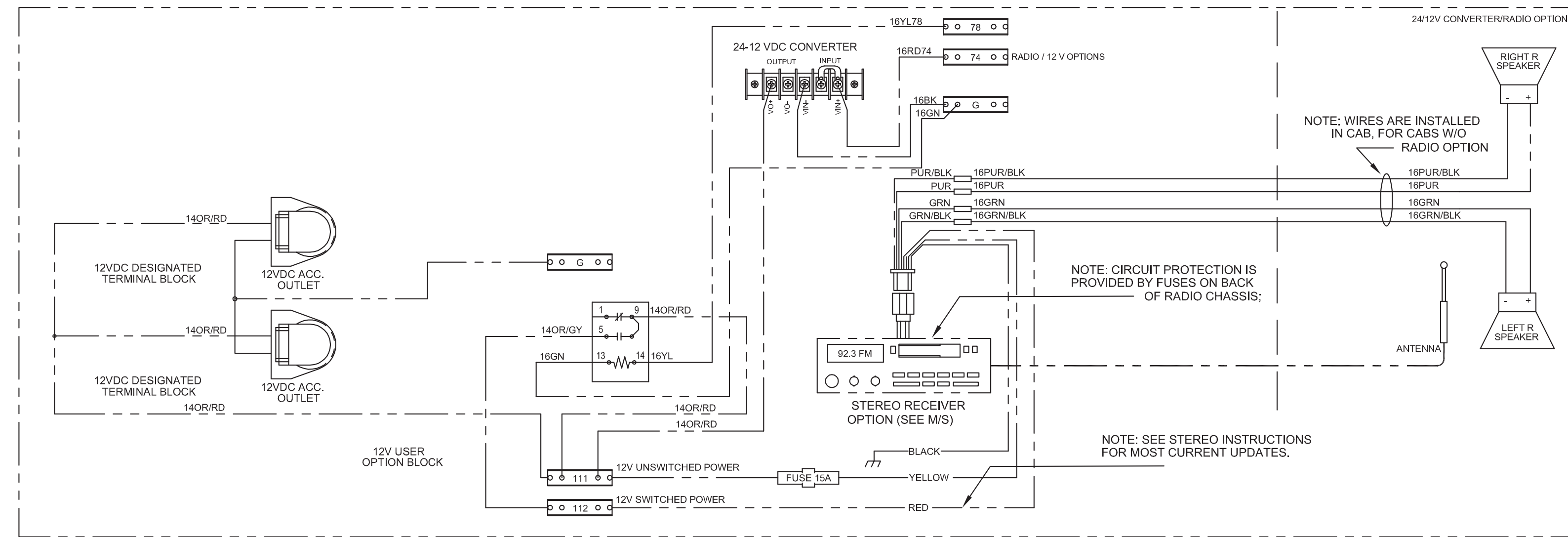
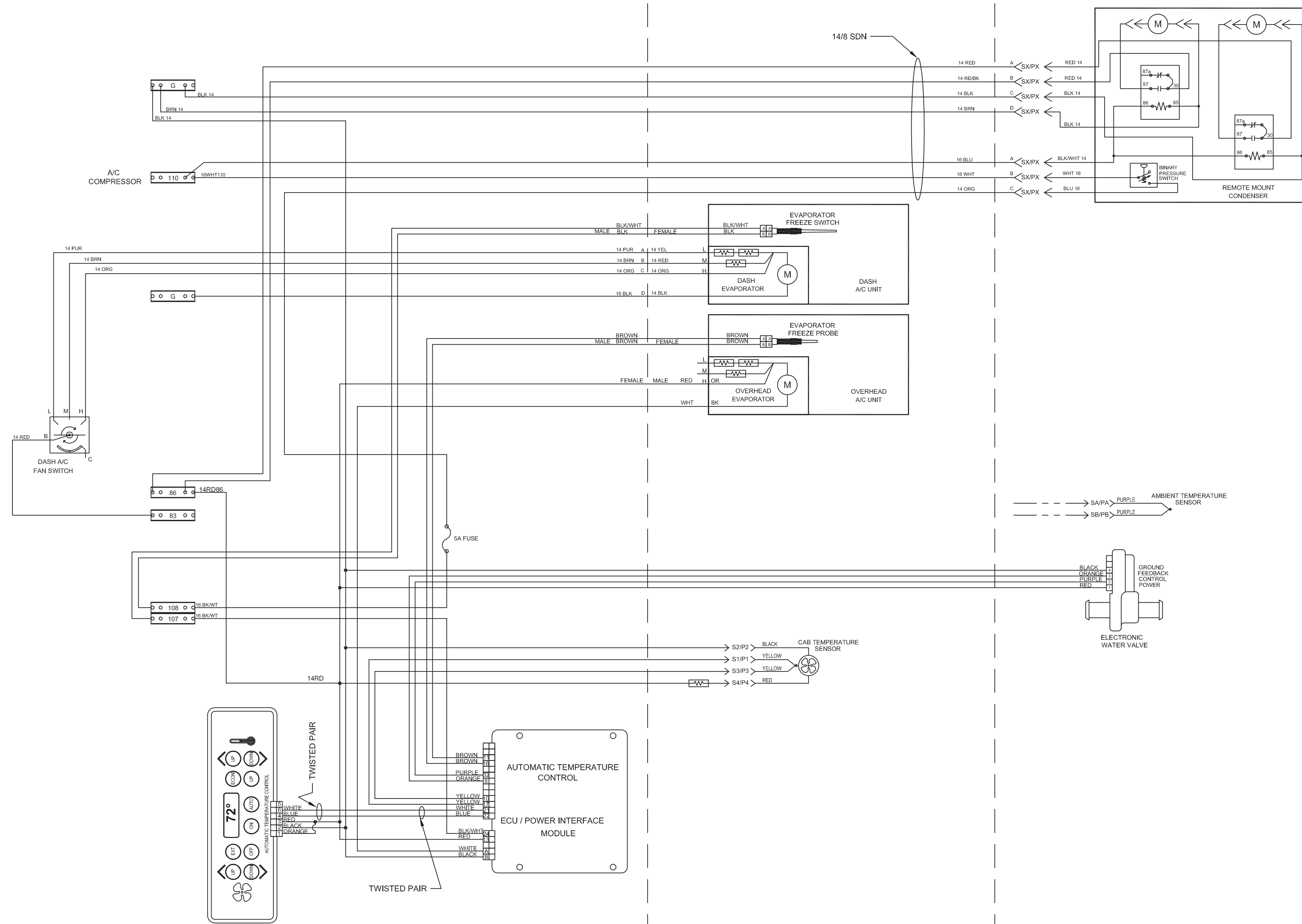






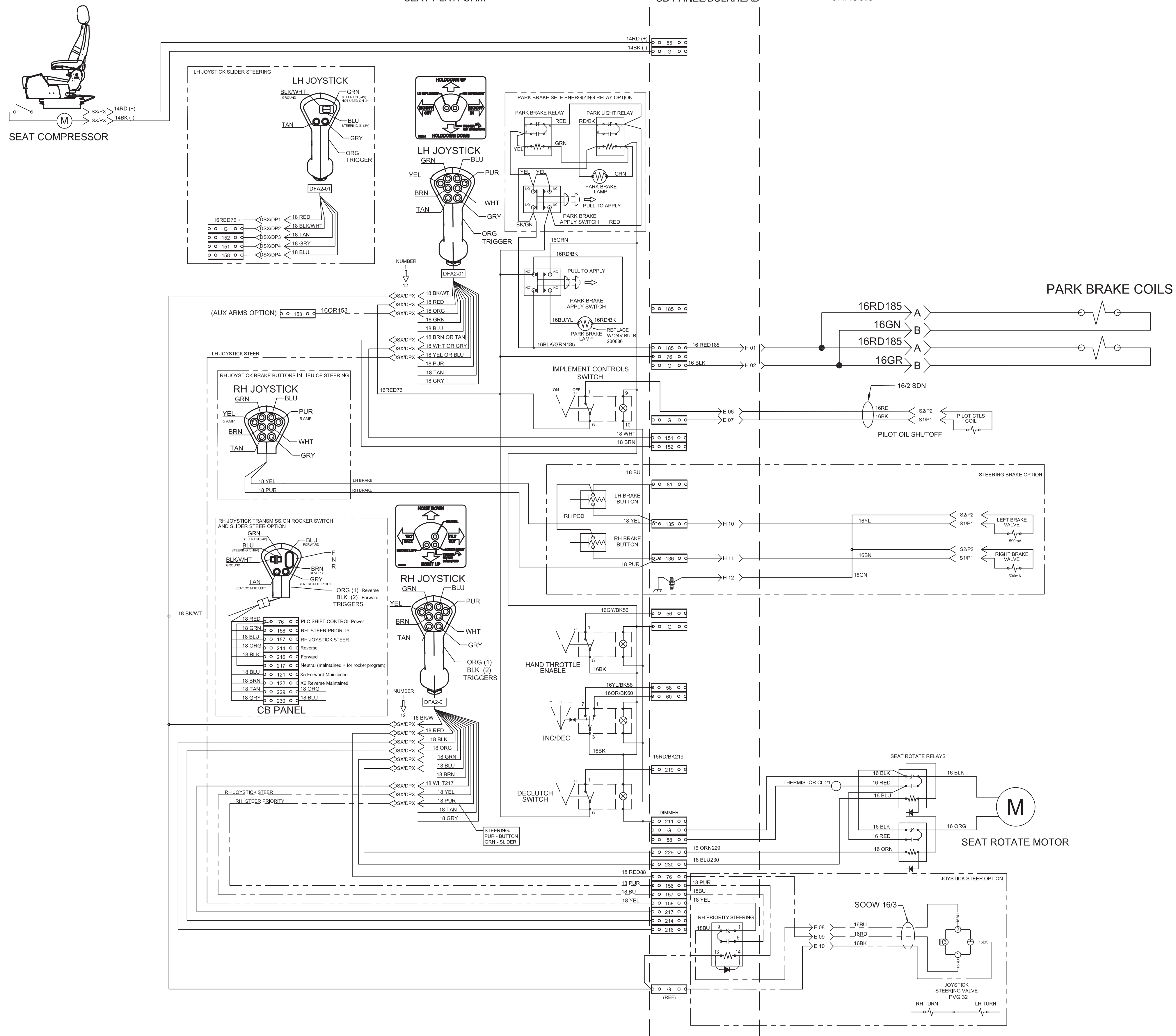
OVERHEAD PANEL

SEE SHEET 1



SEE SHEET 1

J



TERMINAL	COLOR	FUNCTION C15 TIER 3	FUNCTION QSX15	TERMINAL	COLOR	FUNCTION	TERMINAL	COLOR	FUNCTION	TERMINAL	COLOR	FUNCTION	SERIAL #	BUILD NOTES/OPTIONS
1		Unused	Off idle switch (3)	71			141			211	BK	dimmer to switch lights	L115F-310	Block heater, Hyd tank heater, strobe light, hyd trans cooler, light bar,
2	RD/WT	* Analog Sensor Power (+5v)		72	RD	fan control from CB 3	142	GY	brake HP filter indicator	212	BK	Fan purge RAD/CAC	REV D	rear wiper/defroster fan, AC, twin joystick, aux high arms, tubo delay shutdown
3	YL	* Analog Sensor Return		73	RD	to ignition from CB 4	143			213	OG/BK	Fan controller error light		24/12v converter, joystick steering, radio, low brake press buzzer,
4	RD/WT	* Digital Sensor Power (+8v)	TPS 5v (48)	74		to radio/12 options from CB 5	144	ORG	LH HP filter indicator	214	BK or BN	PLC input - reverse		hyd engine cooler, low hyd level indicator/buzzer, No eclectic filter indicators.
5	BU	* Digital Sensor Return		75		to strobe/dome	145	BU	Low hyd level to relay	215	RD/WT	PLC input - ground speed	L90S-331	Aux hold downs - control on LH trigger, Joystick steering (rocker), Rocker F/N/R
6		Maintenance Clear Switch	Eng shut down warn (6)	76		PLC/implements	146	BU	RH HP filter indicator	216	GN or OR	PLC input - forward	REV E	on RH joystick for transmission, Wet disc brakes, 24/12 v converter, Stereo, LED
7		Torque Limit Switch		77		hyd oil cooler	147			217		PLC input - neutral		becon on w/options rely (oil pressure), LED light bar w/ standard work lights,
8	PK	* Cat Data Link (+)	J1708 + (26)	78		acc relay	148			218	WHT	service brake signal to PLC		ZTR monitor system, Std backup alarm w/ Hella Dura blue LED multi flash lamps.
9	WT	* Cat Data Link (-)	J1708 - (27)	79		reverse alarm	149			219		PLC input - declutch		Hyd oil cooler temp switch to be standard option.
10	WT/BK	* Ether Start Valve		80		wipers	150			220		PLC output- ride control	REV F	Add RH joysick brakes in lieu of steering, detail power to ZTR and fire signal.
11		Air Shutoff Solenoid		81		brakes/controls	151	WHT	RH implement button to relay	221		PLC output- light test	L90F-624	Cummins QSX15, low oil pressure/high coolant temp enigne shutdown, auto
12		Unused	Shutdown override (12)	82		ether relay	152	BRN	LH implement button to relay	222		PLC output- 4th gear LED	REV G	lube, RH & LH joystick steering. ECM data link power from 76 was 70.
13		Unused	On idle switch (13)	83		switch panel lights	153	ORG	to aux arms relay (trigger)	223		PLC output- 3rd gear LED	REV H	Add slider steering to RH and LH joysticks. In-cab fire suppression relay option.
14		Unused		84		lights	154			224		PLC output- 2nd gear LED	REV J	Add park brake relay option, available as kit.
15	BK/WT	* Auxiliary Pressure Sensor		85		aux lights	155			225		PLC output- 1st gear LED		
16	RD/BK	* Auxiliary Temperature Sensor		86		HVAC	156	PUR	RH priority steer relay trigger	226		PLC output- neutral LED		
17		Unused		87		ECM 4	157	BU	RH joystick steer signal	227		PLC output- reverse LED		
18		Unused		88		seat rotate	158	YEL	LH joystick steer signal	228		PLC output- forward LED		
19		Unused		89			159			229	OR	to seat rotate relay (OR lead)		
20		Unused		90			160			230	BU	to seat rotate relay (BK lead)		
21		Unused		91			161	RD/BU	carriage lights	231		diode - filter indicator test		
22		Unused		92			162	BK/YL	ride control switch to coil	232		diode - filter indicator test		
23		Retarder Solenoid Low/High Switch		93			163	RD	stabilizer lights	233		diode - filter indicator test		
24		Unused		94			164	BK	light bar	234		diode - filter indicator test		
25		Unused		95			165		Aux. lights option	235		diode - filter indicator test		
26		Unused		96			166	PK	2WD/4WD switch	236		diode - low hyd test		
27		Unused		97			167			237		diode - power low hyd to buzzer		
28		Diagnostic Lamp		98			168			238	RD	fuse, ZTR unswitched power		
29	OR	* Warning Lamp	<> (16)	99			169	BU	Fire activation signal to ZTR	239	BU	Fire activation signal to ZTR		
30		Maintenance Due Lamp		100 or "G"		common Ground	170	GN	LED dimmer on neg.	240	GN	LED dimmer on neg.		
31		Retarder Lamp		101	OR	starter	171			241				
32		Unused		102	BK/RD	batt switch for eng shutdown	172			242				
33		Unused		103			173	RD/BU	revers alarm/light	243				
34	GN	* J1939 Data Link (-)	<> (37)	104	GN	to ether start relay	174			244				
35		Unused — not yet supported		105	BL/YL	horn to switch	175	BK	fuel sender signal	245				
36		Unused		106	BU/GY	oil temp signal	176			246				
37		Unused		107	BK/WT	ATC to overhead evap t-stat	177	red	fuel sender pos	247				
38		Unused		108	OR	overhead evap to press switch	178	RD	to hyd oil cooler + FWD	248				
39		Unused		109	WHT	"I" hour meter	179	BK	to hyd oil cooler - FWD	249				
40		Retarder Solenoid Med./High Switch		110	WHT/GRY	AC compressor	180			250				
41		PTO Interrupt Switch		111	OR/RD	12V Unswitched power	181			251		Aux arm coils ground		
42	CLEAR	* J1939 Data Link Shield	<> (36)	112	OR/GY	12V switched power	182			252		Hold down coils ground		
43		Unused		113	BU	PLC output- Reverse solenoid	183			253		RH implement coils power		
44		Remote Shutdown Switch		114	BN	PLC output- Forward solenoid	184			254		LH implement coils power		
45		Intermediate Engine Speed Switch		115	YL	PLC output- 1st solenoid	185	BK/GN	PLC input - park brake	255	RD	power to implement coils		
46		Unused		116	RD/BK	PLC output- 1st-2nd solenoid	186			256				
47		Unused	TPS (47)	117	OR	PLC output- 1st-3rd solenoid	187	BK	from low brake pressure switch	257				
48	RD	* Battery (+): Un-switched	<> (7 & 8)	118	RD	monitoring system power	188			258				
49	BK	* Coolant Level Sensor		119			189	BU	Rad/CAC cooler prop coil	259				
50	YL	* J1939 Data Link (+)	<> (46)	120	BK/YL	ride control from PLC	190			260				
51		Unused		121		Trans maintained forward	191	GY	Rad/CAC cooler rev coil	261				
52	RD	* Battery (+): Un-switched	<> (17)	122		Trans maintained reverse	192			262				
53	RD	* Battery (+): Un-switched	<> (18)	123			193	ORG	trans cooler prop valve	263				
54		Over speed Verify Switch		124			194	BN	trans oil temp sender	264				
55	RD	* Battery (+): Un-switched	<> (28)	125			195	GY	trans cooler rev valve	265				
56	GY/BK	* PTO Enable Switch	<> (23)	126	BU	Front wiper park	196	BN	trans oil temp sender	266				
57		Unused		127	BU	Rear wiper park	197			267				
58	YL/BK	* PTO Ramp Up/Set Switch	<> (14)	128	BRN	Front wiper washer	198			268				
59		Unused		129	BRN	Rear wiper washer	199			269				
60	OR/BK	* PTO Ramp Down/Resume Switch	<> (24)	130			200		Grounds in pilot junction box	270				
61	GN	* Battery (-)	<> (G - 9 & 10)	131			201	YEL	Front wiper low speed	271				
62		Unused		132			202	WHT	Front wiper high speed	272				
63	GN	* Battery (-)	<> (G - 29 & 30)	133			203	YEL	Rear wiper low speed	273				
64	GN	Unused		134			204	WHT	Rear wiper high speed	274				
65		* Battery (-)	<> (G - 39 & 40)	135	YL	LH brake button	205	BK or RD	Front cab lights	275				
66	WT	* Throttle Position Sensor	TPS return (49)	136	BN	RH brake button	206	BK or RD	Rear cab lights	276				
67		Solenoid Common		137	PK	idle validation switch NO	207	BK	strobe light	277				
68		Unused		138	BK	return filter indicator	208		cab pressurizer	278				
69	GN	* Battery (-)	<> (G - 50)	139			209		hyd cooler temp switch to relay -	279				
70	RD	* Battery (+): (key) Switched	<> (38)	140	YL	steer HP filter indicator	210		hyd cooler (L115F-310 only)	280				

KEY
 * Cat ECM pins used
 <> Cummins QSX15 ECM functions that are similar to CAT C15 functions