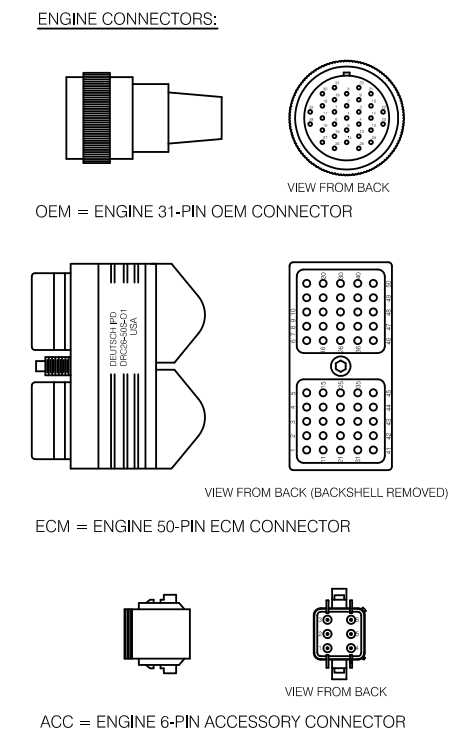
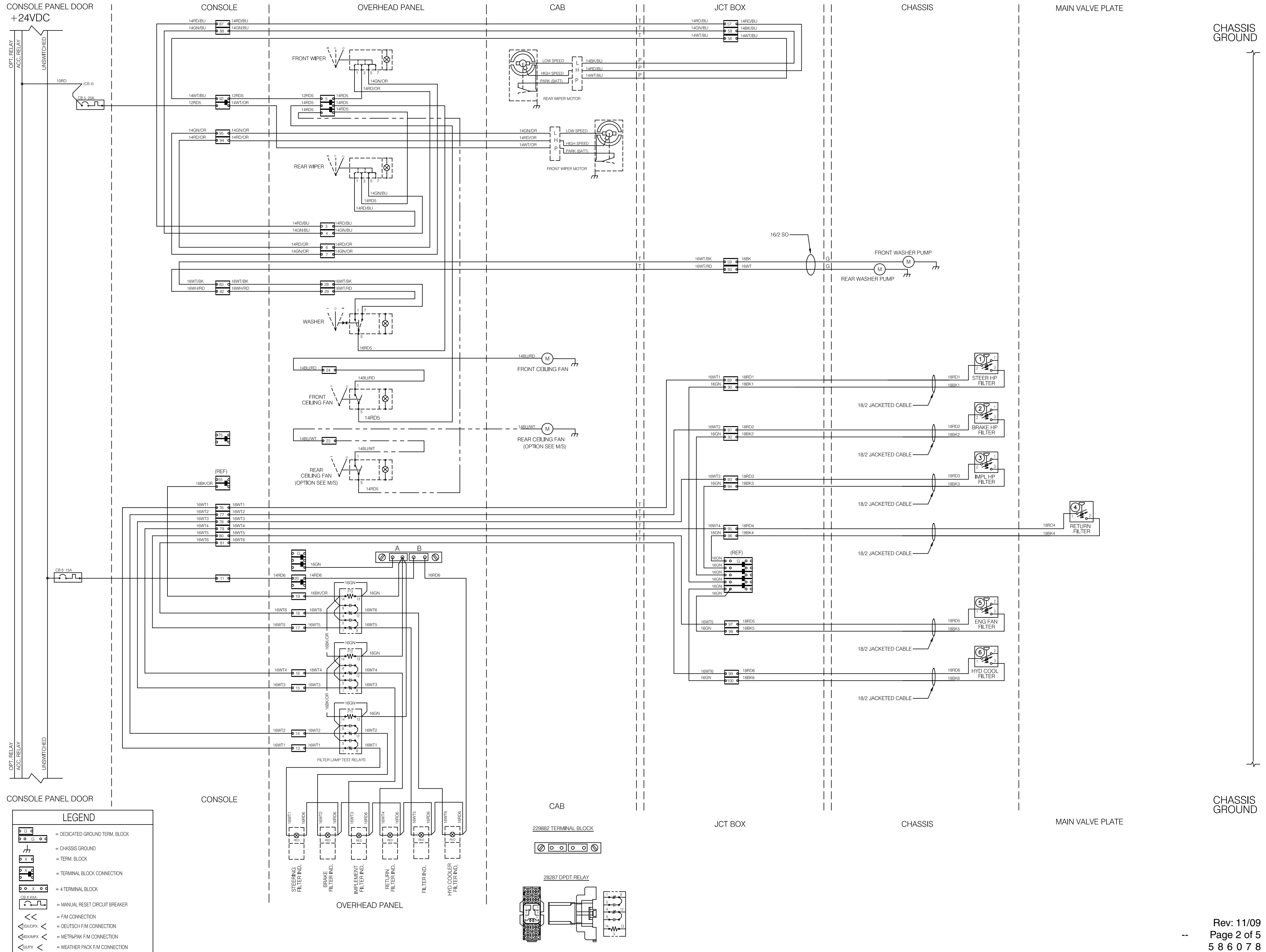


REFERENCE: 579427 TRANS SHIFT HARNESS; SEE M/S FOR SHIFTER LOCATION OPTION:
FOR CD/CHD WITH SHIFTER MOUNTED TO LEFT OF OPERATOR, ON CONSOLE; WIRE AS SHOWN
FOR CD/CHD WITH SHIFTER COLUMN MOUNTED WIRE: BLUE TO TERM. B
BROWN TO TERM. C



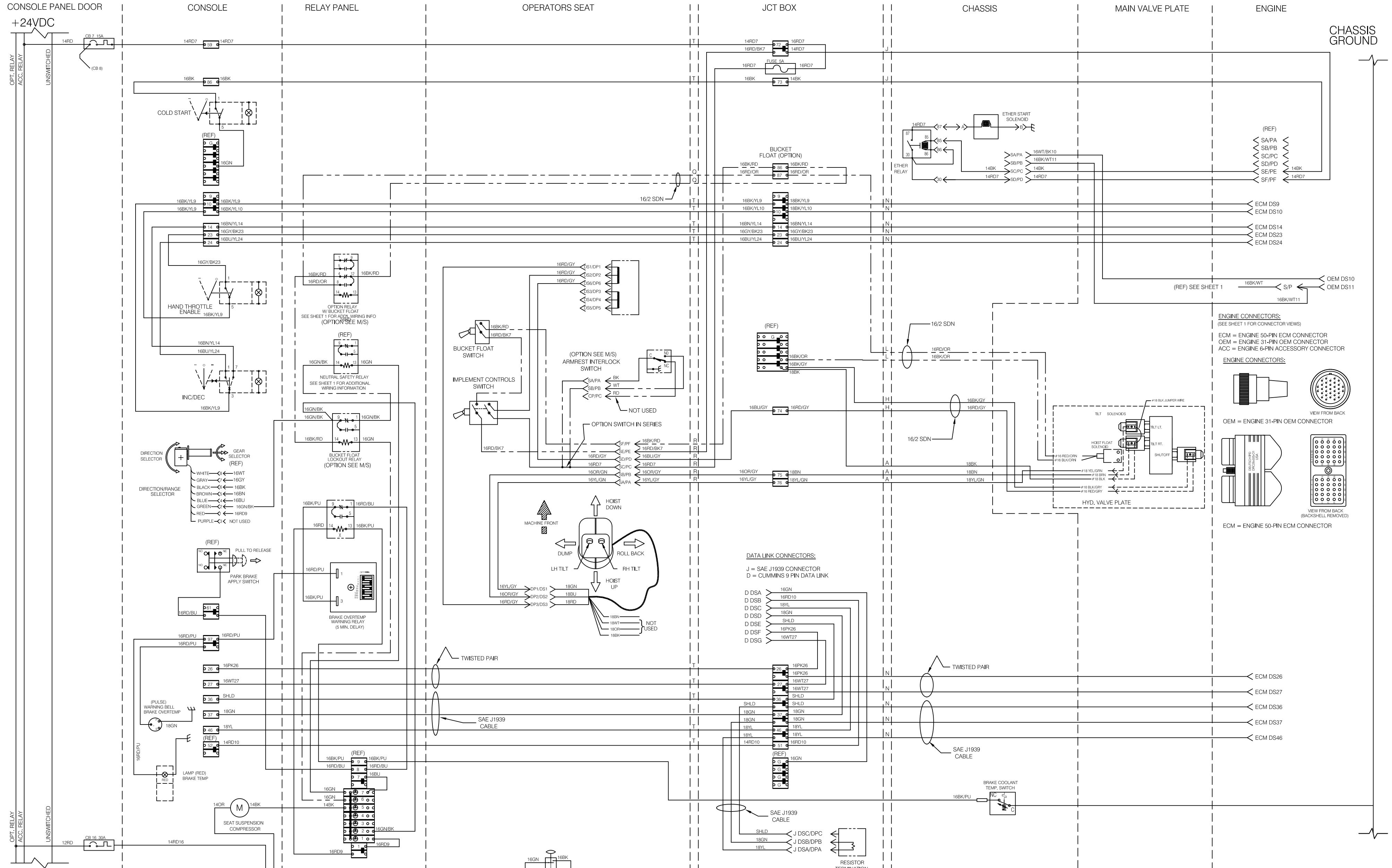
CHASSIS GROUND

CHASSIS



LEGEND

- = DEDICATED GROUND TERM. BLOCK
- = CHASSIS GROUND
- = TERM. BLOCK
- = TERMINAL BLOCK CONNECTION
- = 4 TERMINAL BLOCK
- = MANUAL RESET CIRCUIT BREAKER
- = F/M CONNECTION
- = DEUTSCH F/M CONNECTION
- = METRI-PAK F/M CONNECTION
- = WEATHER PACK F/M CONNECTION



LEGEND

- = DEDICATED GROUND TERM. BLOCK
- = CHASSIS GROUND
- = TERM. BLOCK
- = TERMINAL BLOCK CONNECTION
- = 4 TERMINAL BLOCK
- = MANUAL RESET CIRCUIT BREAKER
- = F/M CONNECTION
- = DEUTSCH F/M CONNECTION
- = METRI-PAK F/M CONNECTION
- = WEATHER PAK F/M CONNECTION

CONSOLE

- 250448 LED 4-TERM BLOCK
- R13661 SPDT RELAY

RELAY PANEL

- 238891 SPDT RELAY

OPERATORS SEAT

- 28287 DPDT RELAY

ENGINE CONNECTORS:
(SEE SHEET 1 FOR CONNECTOR VIEWS)

- ECM = ENGINE 50-PIN ECM CONNECTOR
- OEM = ENGINE 31-PIN OEM CONNECTOR
- ACC = ENGINE 6-PIN ACCESSORY CONNECTOR

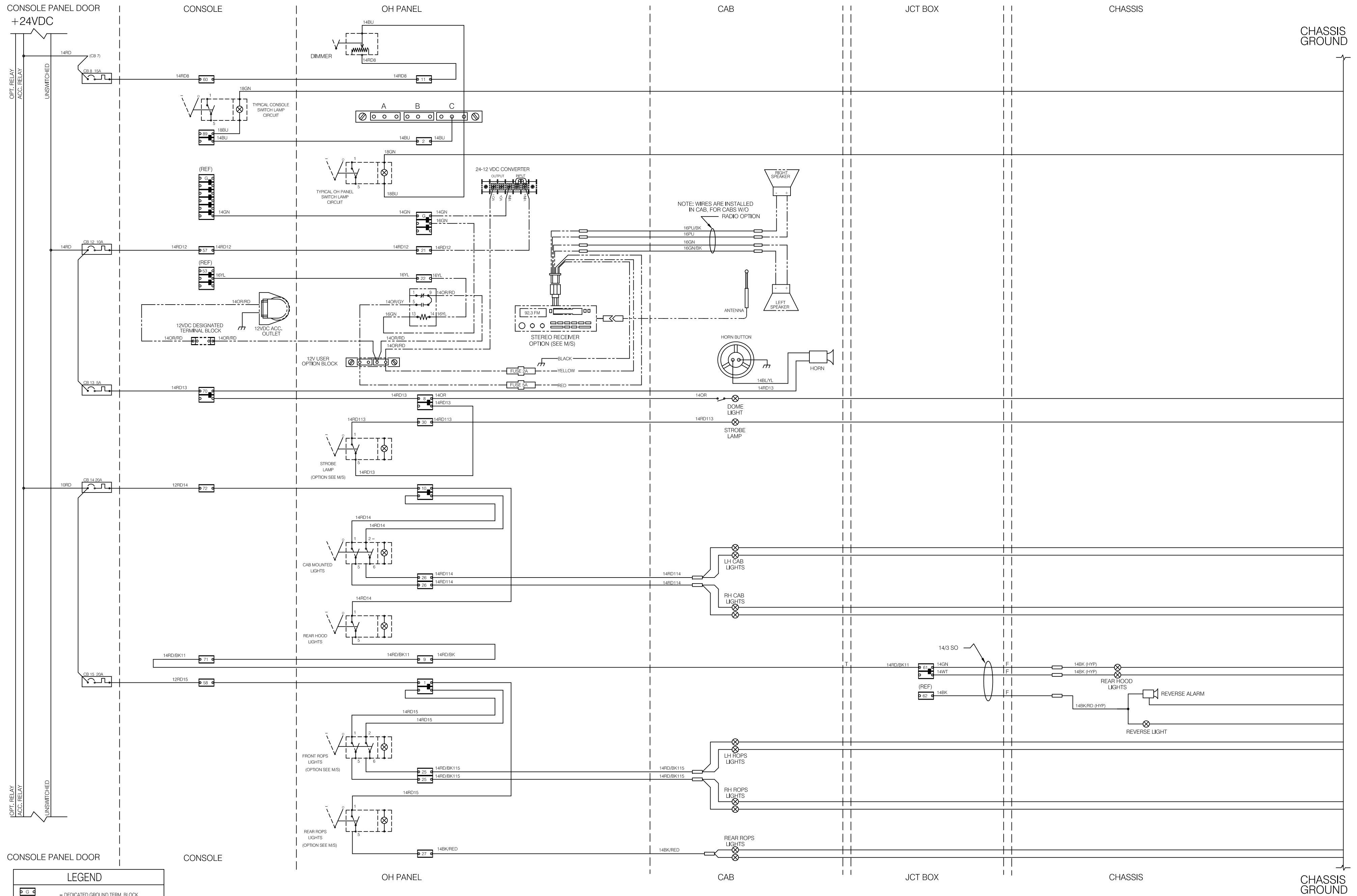
ENGINE CONNECTORS:

- OEM = ENGINE 31-PIN OEM CONNECTOR
- ECM = ENGINE 50-PIN ECM CONNECTOR

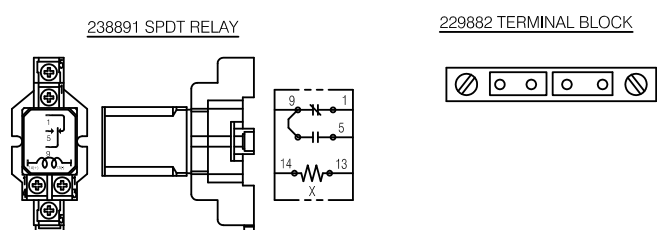
DATA LINK CONNECTORS:

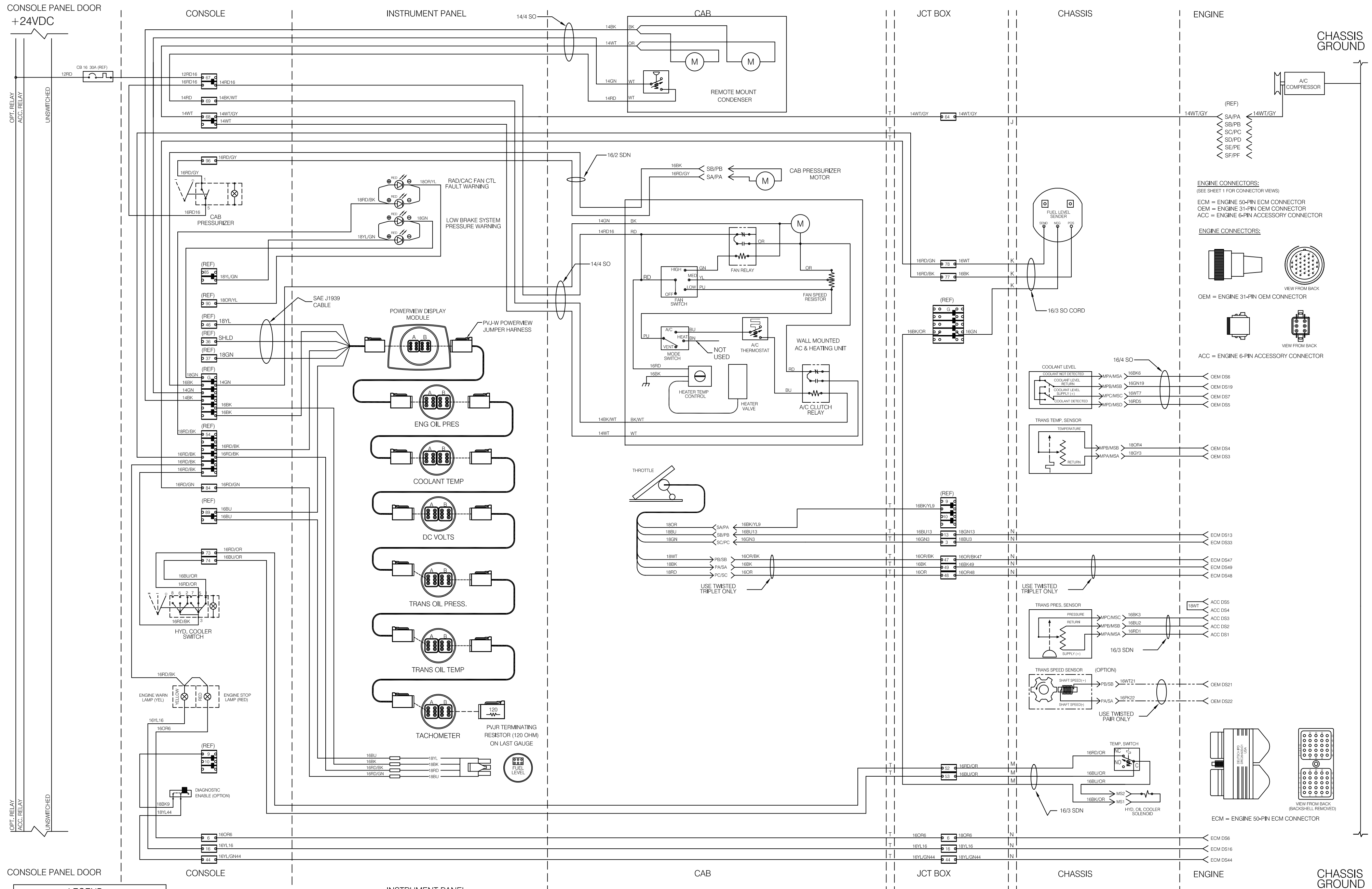
- J = SAE J1939 CONNECTOR
- D = CUMMINS 9 PIN DATA LINK

D DGA	16GN
D DSB	16RD10
D DSC	18YL
D DSD	18GN
D DSE	SHLD
D DSF	16PK26
D DSG	18WT27



LEGEND	
	= DEDICATED GROUND TERM. BLOCK
	= CHASSIS GROUND
	= TERM. BLOCK
	= TERMINAL BLOCK CONNECTION
	= 4 TERMINAL BLOCK
	= MANUAL RESET CIRCUIT BREAKER
	= F/M CONNECTION
	= DEUTSCH F/M CONNECTION
	= METRIPAK F/M CONNECTION
	= WEATHER PACK F/M CONNECTION





ENGINE CONNECTORS:
(SEE SHEET 1 FOR CONNECTOR VIEWS)
ECM = ENGINE 50-PIN ECM CONNECTOR
OEM = ENGINE 31-PIN OEM CONNECTOR
ACC = ENGINE 6-PIN ACCESSORY CONNECTOR

