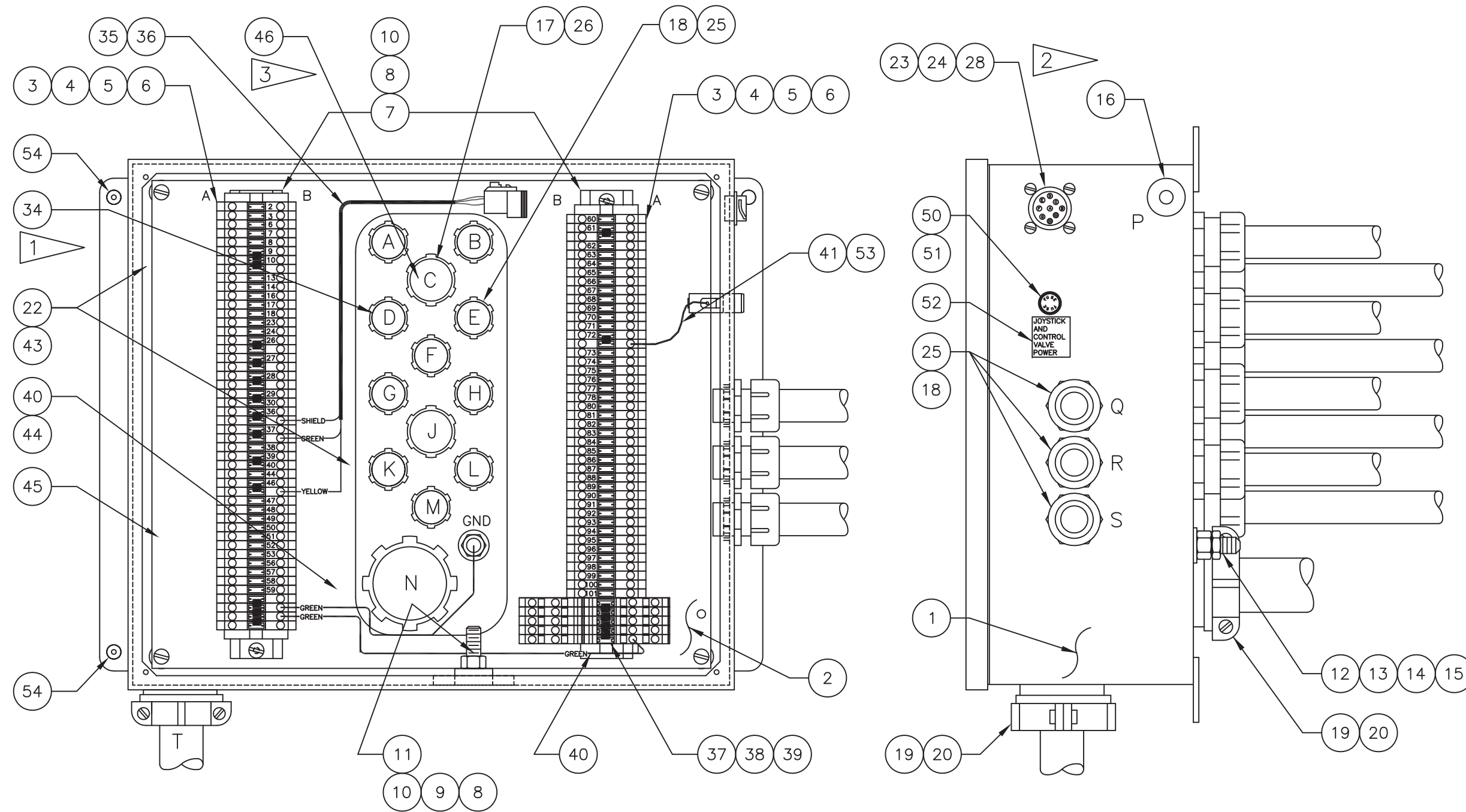


---

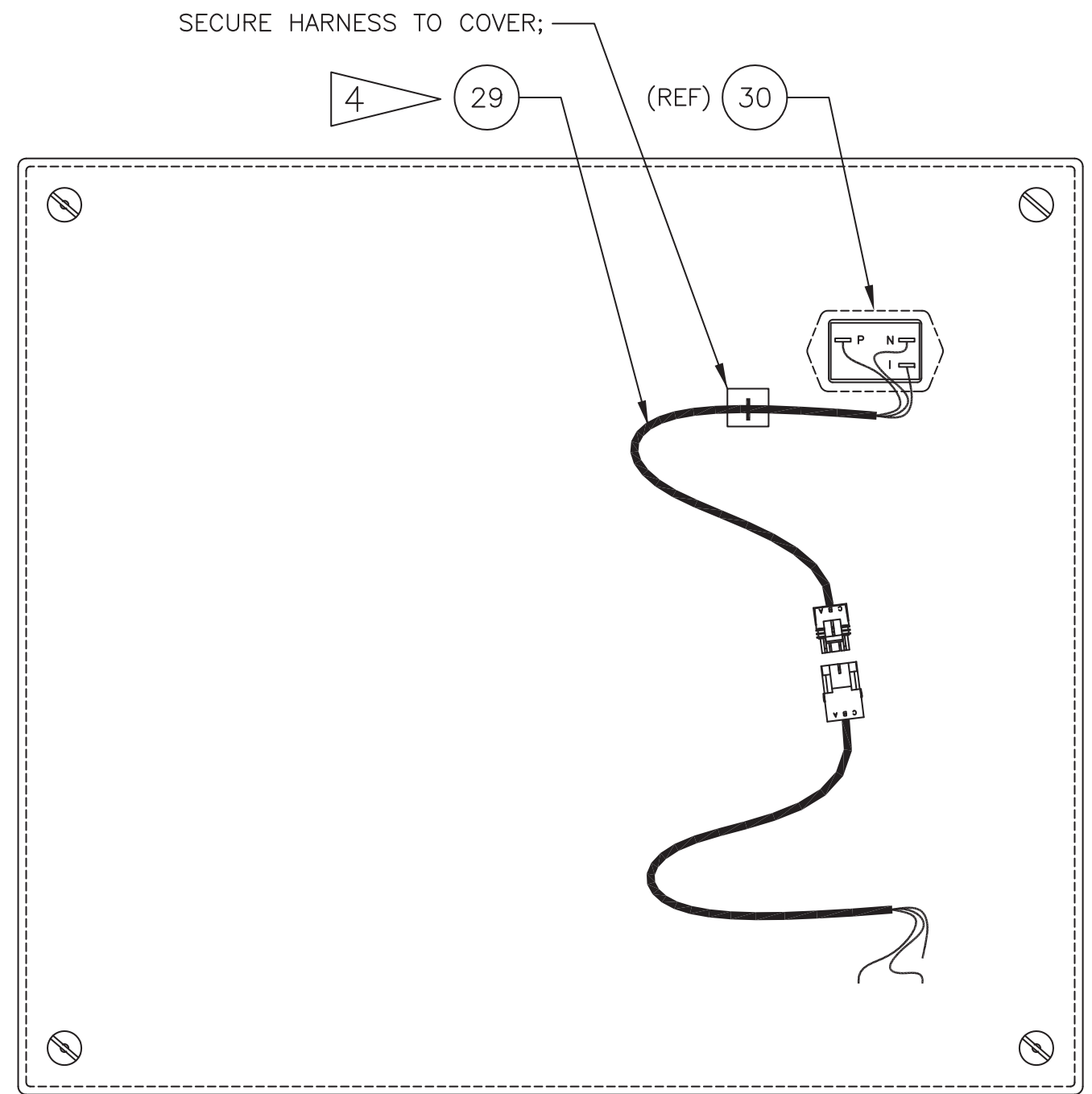
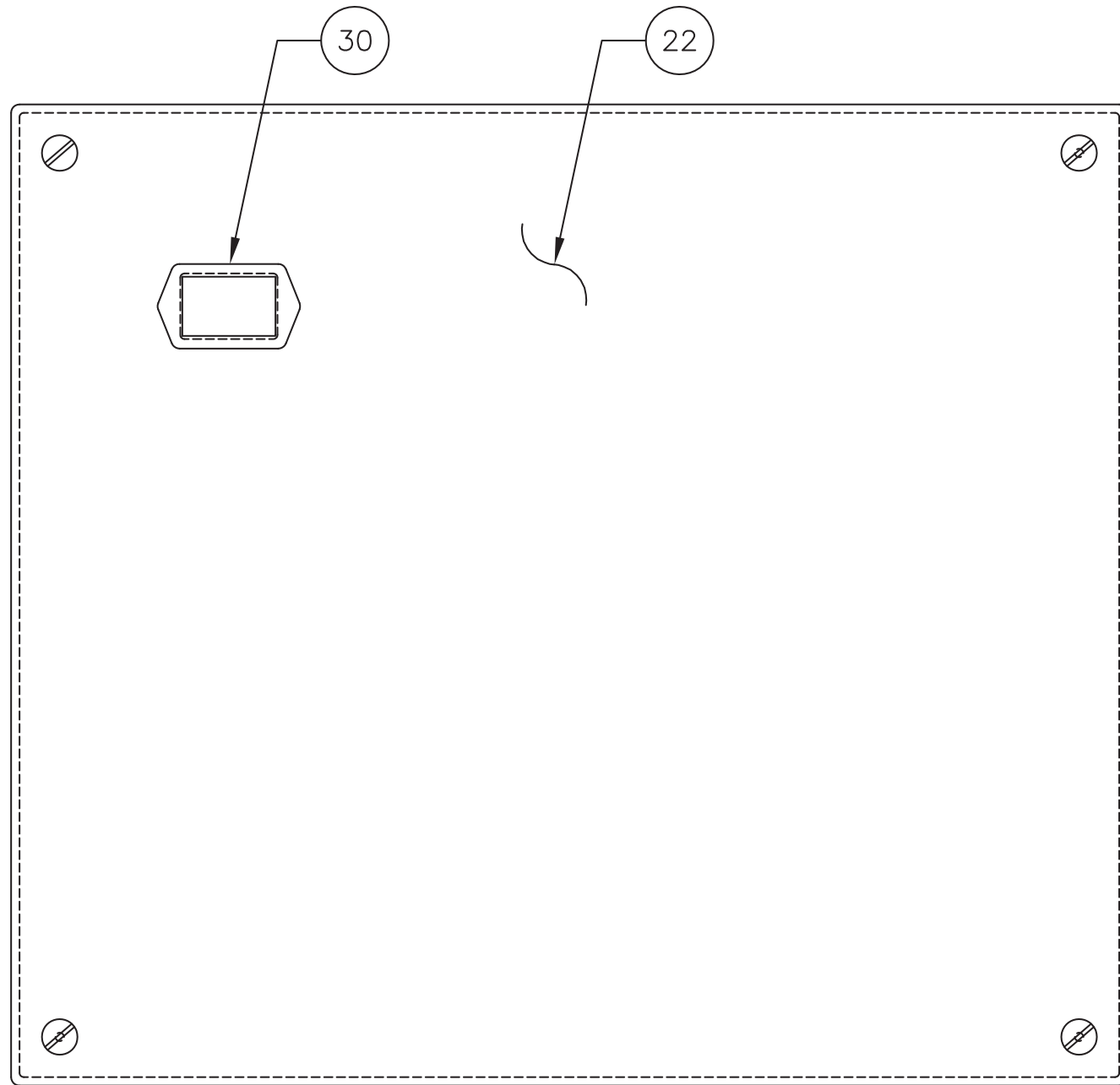
Junction Box Assembly

## Junction Box Assembly

Item	Part No.	Qty	Description	Item	Part No.	Qty	Description
	<b>585227</b>		<b>Junction Box Assembly</b>				
1	578969	1	. Box, Electrical	23	578970	1	. Wire Harness, Diagnostic
2	578372	1	. Panel	24	241827	4	. Machine Screw
3	236924	92	. Terminal Block	25	220577	13	. Connector, Cord
4	236925	2	. End Plate	26	220579	2	. Connector, Cord
5	236926	19	. Jumper, Horizontal	27	29104	1	. Connector, Cord
6	241761	4	. End Stop	28	241831	4	. Nut, Esna
7	22628	1 m	. Rail, Din	29	585275	1	. Wire Harness
8	00100768	8	. Machine Screw	30	GAG0001133	1	. Hourmeter
9	223799	2	. Nut, Esna	34	579427	1	. Wire Harness
10	00103338	8	. Flat Washer	35	579509	1	. Wire Harness, Short
11	562702	1	. Terminal Block	36	247975	1	. Receptacle
12	559513	1	. Rod	37	241757	3	. Terminal Block
13	223654	2	. Locknut	38	241762	1	. End Plate
14	235708	2	. Jam Nut	39	241759	2	. Jumper
15	201570	2	. Washer	40	219433	2'	. Wire
16	R3221996	1	. Grommet	41	219437	1'	. Wire
17	220057	2	. Ring Nut	44	200250	1	. Terminal Ring
18	220582	13	. Ring Nut	45	237628	1'	. Wire
19	226049	2	. Connector, Cord	46	584244	1	. Wire Harness
20	226157	2	. Ring Nut	50	246932	1	. Fuse Holder
21	11463	40'	. Cord, So	51	237624	1	. Fuse
22	585274	1	. Cover	52	50854	1	. Decal
				53	221963	1	. Terminal
				54	222470	2	. Insert



- 1 BUILD ITEM 34 PER PRINT AND LEAVE LOOSE W/ JUNCTION BOX. FITTING AND INSTALLATION TO BE DONE IN FINAL ASSEMBLY AREA.
- 2 SEE ANSI WIRING SCHEMATIC FOR CONNECTION OF ITEM 23 TO WAGO TERMINAL BLOCKS.
- 3 BUILD ITEM 46 PER PRINT AND LEAVE LOOSE W/ JUNCTION BOX. FITTING AND INSTALLATION TO BE DONE WHEN CAB IS MATED TO COWL;



4 SEE ANSI WIRING SCHEMATIC FOR CONNECTION OF ITEM 29 TO WAGO TERMINAL BLOCKS.