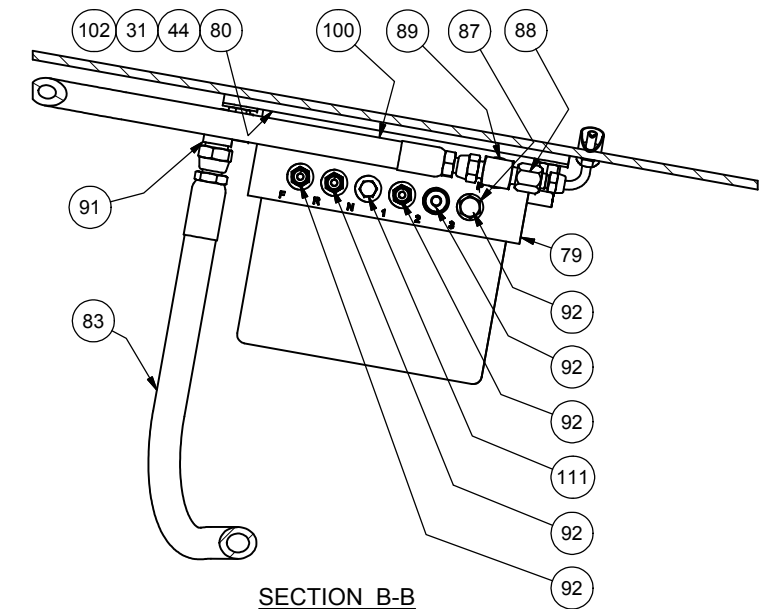
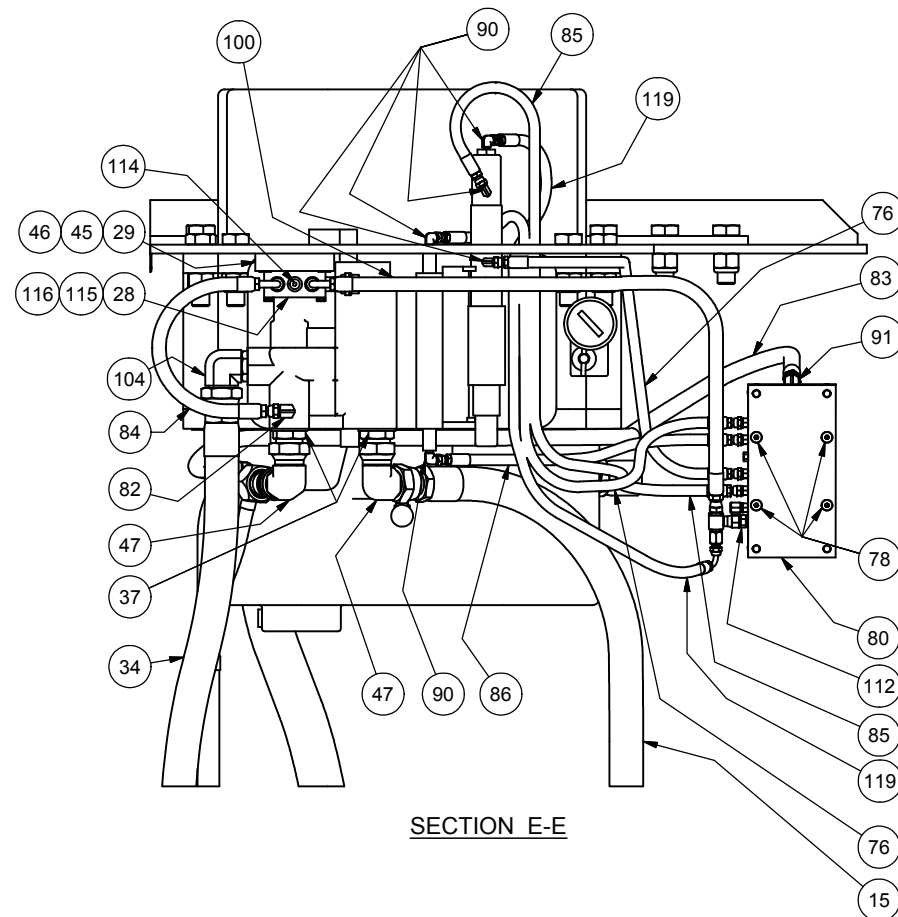
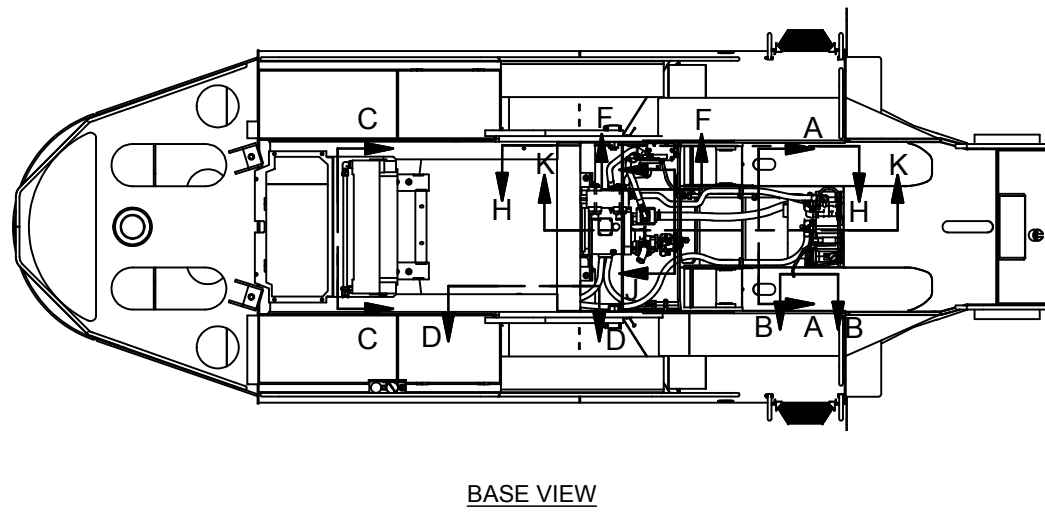
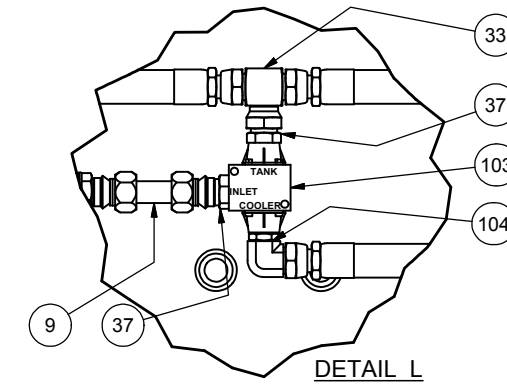
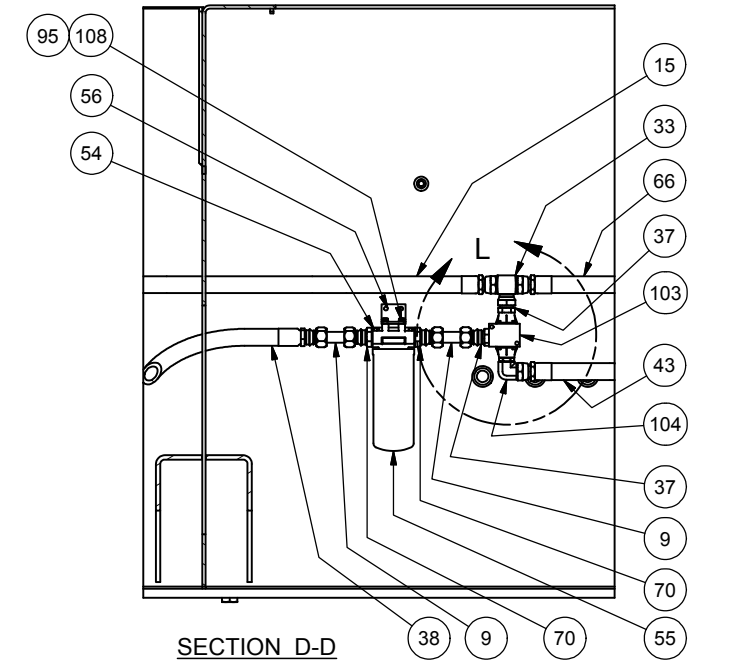
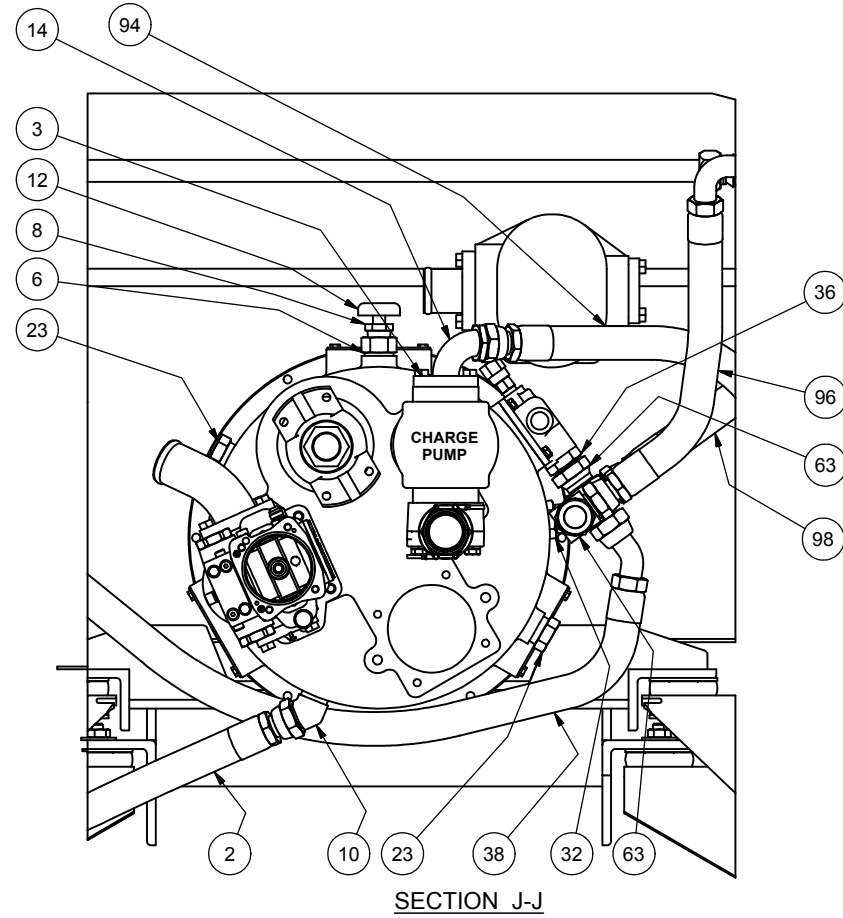
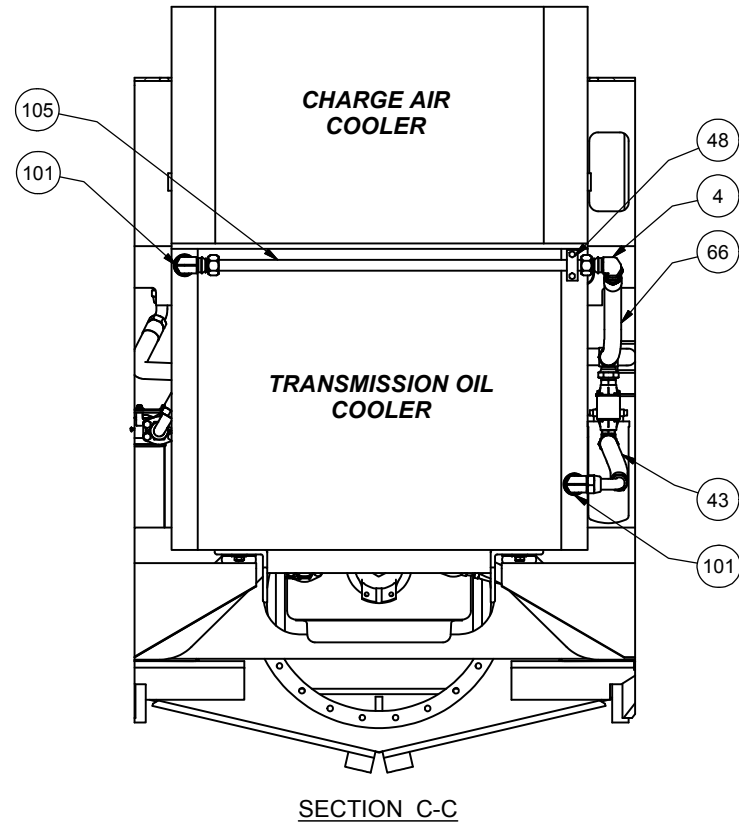

Transmission Circuit

Transmission Circuit

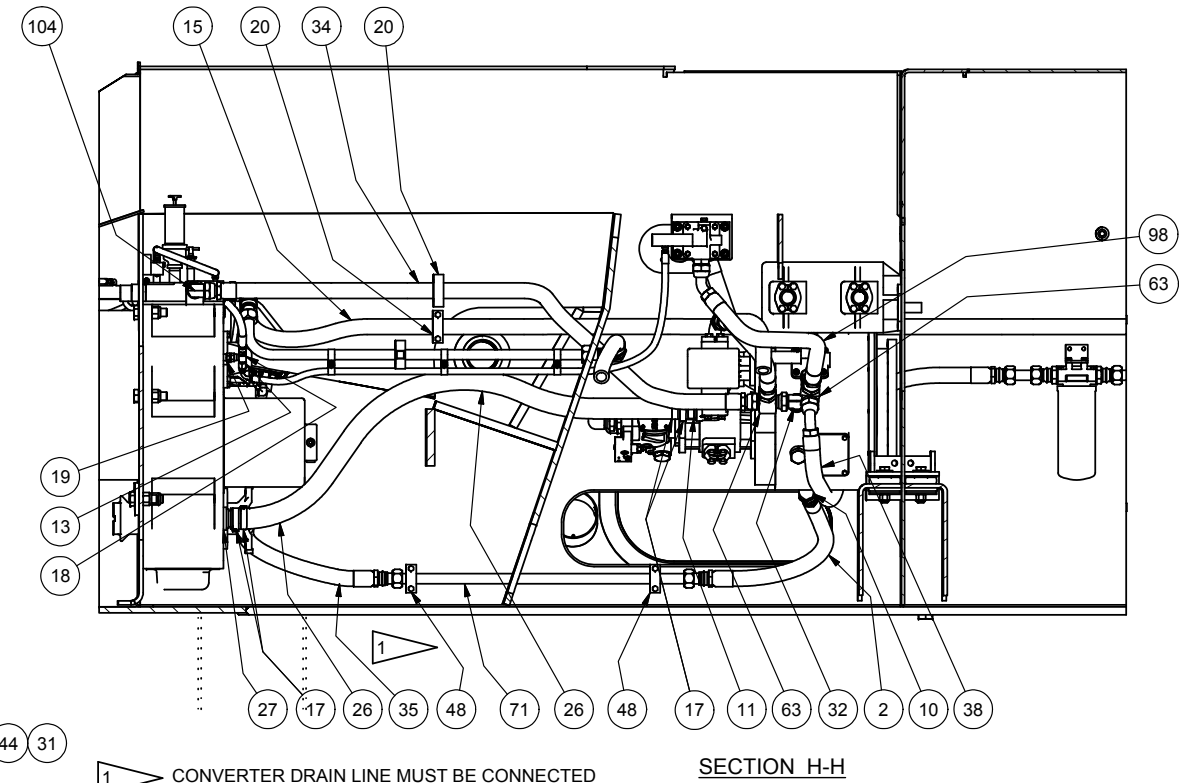
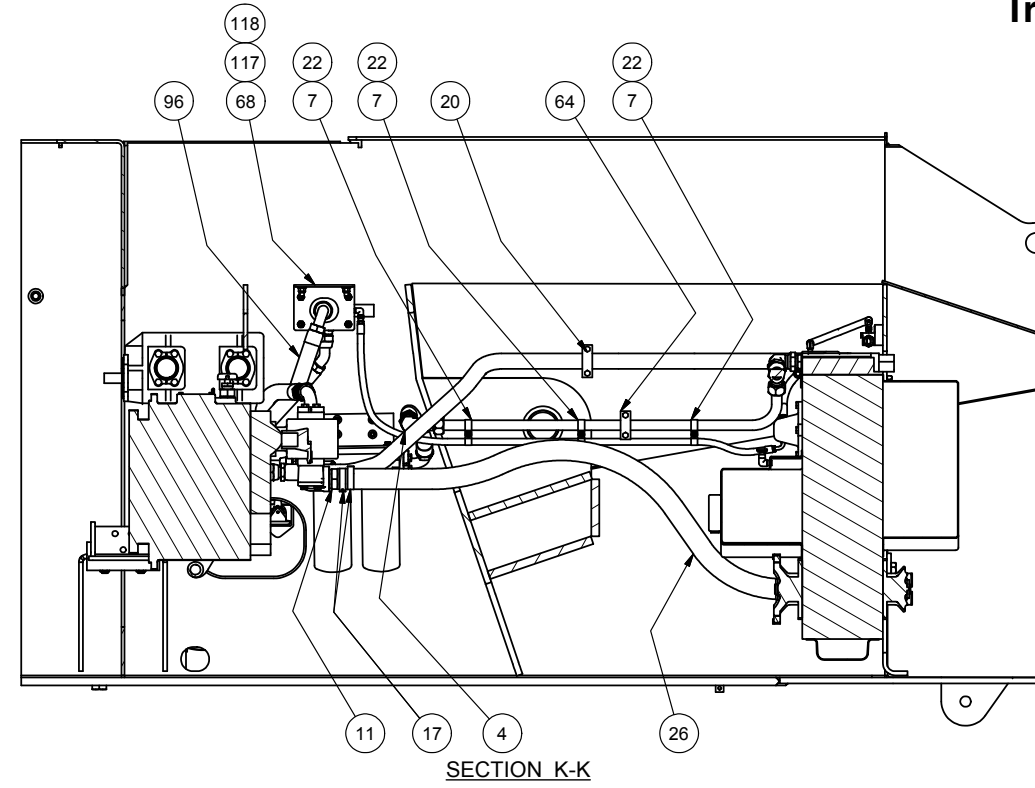
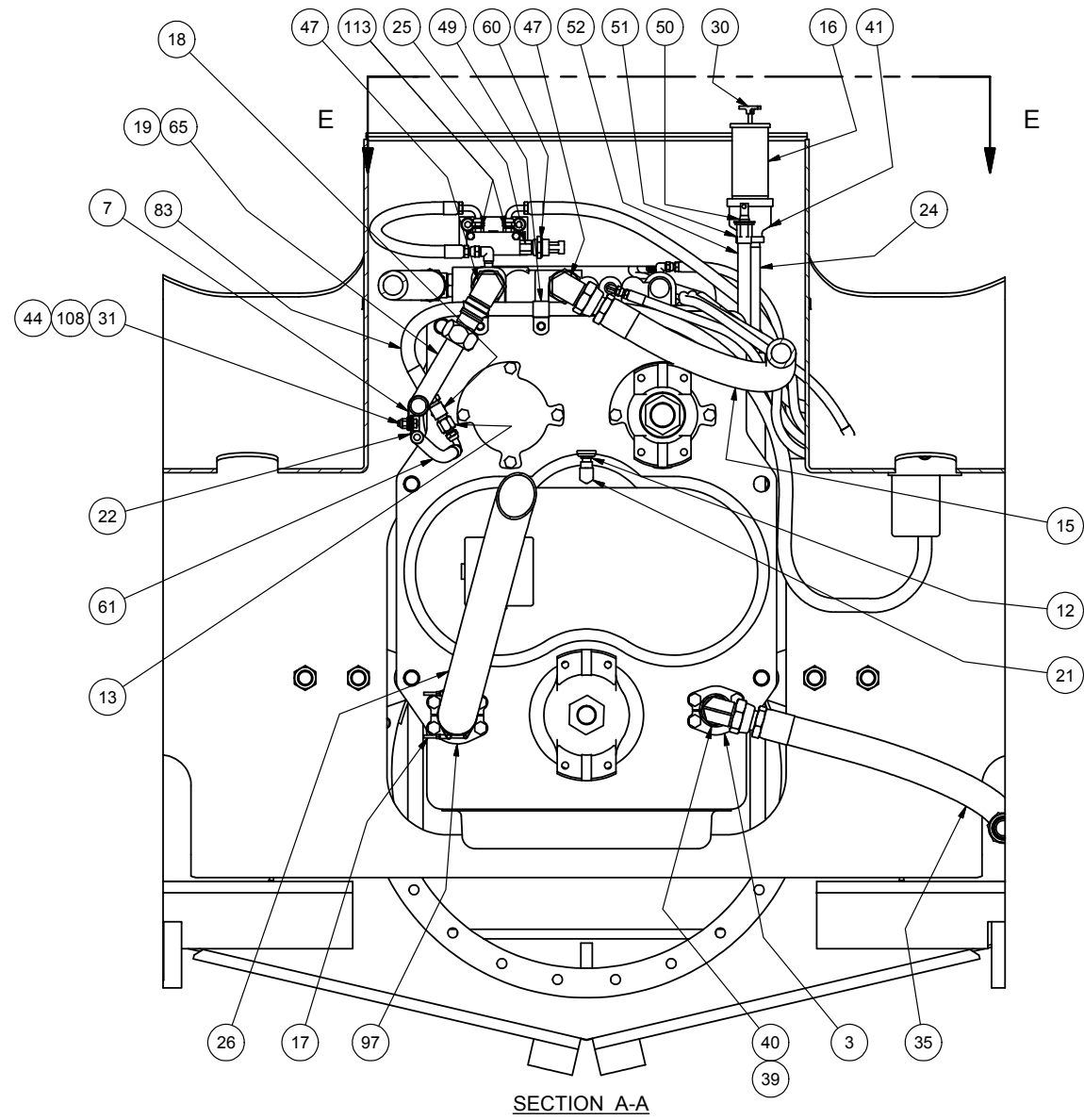
Item	Part No.	Qty	Description	Item	Part No.	Qty	Description
	583115		Transmisson Circuit				
1	584259	1	. Filter Assembly	56	583165	1	. Bar, Mounting
2	243315	1	. Hose Assembly	60	246905	1	. Sensor, Press Transducer
3	11767	4	. Kit, Split Flange	61	249941	1	. Hose Assembly
	200604	4	. Washer	62	250362	1	. Hose Assembly
	209537	2	. Clamp Half	63	214130	2	. Fitting
	222379	4	. Capscrew	64	583361	1	. Clamp Weldment
4	216027	2	. Fitting	65	567148	1	. Tube Assembly
5	14248	1	. Fitting	66	253292	1	. Hose Assembly
6	209510	1	. Fitting	68	562751	1	. Bracket
7	R2528352	3	. Clip, Insulated	69	*a 228640	1	. Converter, Bypass Reg
8	240734	1	. Check Valve	70	209619	6	. Fitting
9	581245	2	. Tube Assembly	71	581166	1	. Tube Assembly
10	209401	1	. Fitting	76	243220	2	. Hose Assembly
11	230466	1	. Fitting	78	232054	4	. Capscrew
12	240733	2	. Breather, Air	79	*a 578293	1	. Module , Valve
13	226904	1	. Fitting	80	567040	1	. Bracket, Solenoid
14	14274	1	. Fitting	82	209409	2	. Fitting
15	255358	1	. Hose Assembly	83	250167	1	. Hose Assembly
16	521873	1	. Pipe	84	255355	1	. Hose Assembly
17	219321	4	. T-Bolt Clamp	85	215083	1	. Hose Assembly
18	211367	1	. Fitting	86	208467	1	. Hose Assembly
19	209757	1	. Fitting	87	212097	1	. Fitting
20	228963	3	. Clamp	88	229666	1	. Fitting
21	28516	1	. Fitting	89	23578	1	. Fitting
22	R13808095	3	. Clip, Insulated	90	209405	5	. Fitting
23	221758	9	. Fitting	91	209411	1	. Fitting
24	225024	1	. Nipple, Pipe	92	209750	5	. Fitting
25	247606	1	. Fitting	93	584796	1	. Bar, Mounting
26	201439	5'	. Suction Hose	94	253297	1	. Hose Assembly
27	218815	1	. Fitting	95	201567	8	. Lockwasher
28	39503	1	. Manifold	96	248741	1	. Hose Assembly
29	579326	1	. Bar, Tapped	97	12721	1	. Kit, Split Flange
30	208202	1	. Fuel Cap		200604	4	. Washer
31	R13811191	9	. Locknut		209538	2	. Clamp Half
32	209714	1	. Fitting		222379	4	. Capscrew
33	214129	1	. Fitting	98	255357	1	. Hose Assembly
34	245018	1	. Hose Assembly	100	255356	1	. Hose Assembly
35	241019	1	. Hose Assembly	101	21952	2	. Fitting
37	210011	4	. Fitting	102	R1318146	2	. Stud, Weld
38	255359	1	. Hose Assembly	103	250831	1	. Valve, Bypass
39	506618	1	. Flange	104	221140	2	. Fitting
40	209714	1	. Fitting	105	580441	1	. Tube Assembly
41	00454045	1	. Coupling, Reducer	106	*b 247429	2	. Element
43	253291	1	. Hose Assembly	107	580324	1	. Bracket
44	R13806980	14	. Flat Washer	108	Y17C-0616	11	. Capscrew
45	Y73G-0816	2	. Capscrew	110	R13811077	4	. Capscrew
46	226149	2	. Lockwasher	111	209511	1	. Fitting
47	210084	2	. Fitting	112	209754	1	. Fitting
48	582960	3	. Clamp	113	222886	2	. Fitting
49	R13803052	2	. Clip, Insulated	114	235387	1	. Fitting
50	564977	1	. Dipstick	115	R13810997	2	. Capscrew
51	229257	1	. Fitting	116	223871	2	. Lockwasher
52	564976	1	. Nipple, Pipe	117	R13811451	14	. Flat Washer
54	253695	1	. Head Assembly, Filter	118	R13811193	10	. Locknut
55	*b 253696	1	. Element	119	237220	1	. Hose Assembly

*a See Separate Coverage

*b Refer to Filter Arrangement



NOTE:
THIS DIAGRAM IS FOR UNITS USING STANDARD HOSE,
CUMMINS QSX15 ENGINE, CLARK 6000 TRANSMISSION,
& CLARK 8000 SERIES CONVERTER (W/O LOCK-UP).
REMOTE SHIFT MANIFOLD IS PLUMBED FOR 4th GEAR LOCK-OUT.
FOR ACTIVE 4th GEAR, ROUTE LINE No.119 TO PORT 3 ON MANIFOLD
AND INSTALL CAP, No.87 ON REDUCER FITTING AT INLET TEE.



1 CONVERSION DRAIN LINE MUST BE CONNECTED TO THE LOWEST CONVERSION DRAIN PORT AND HAVE A CONTINUING SLOPE TO THE TRANSMISSION.

