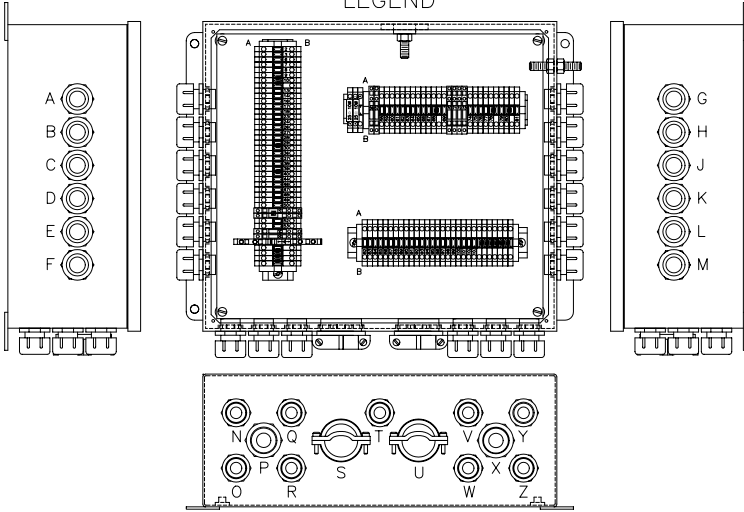
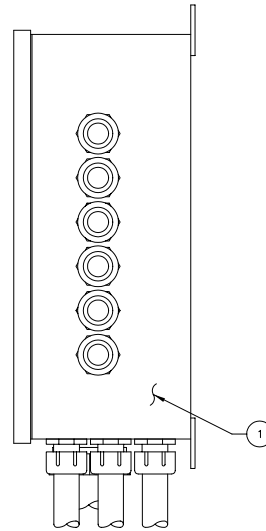
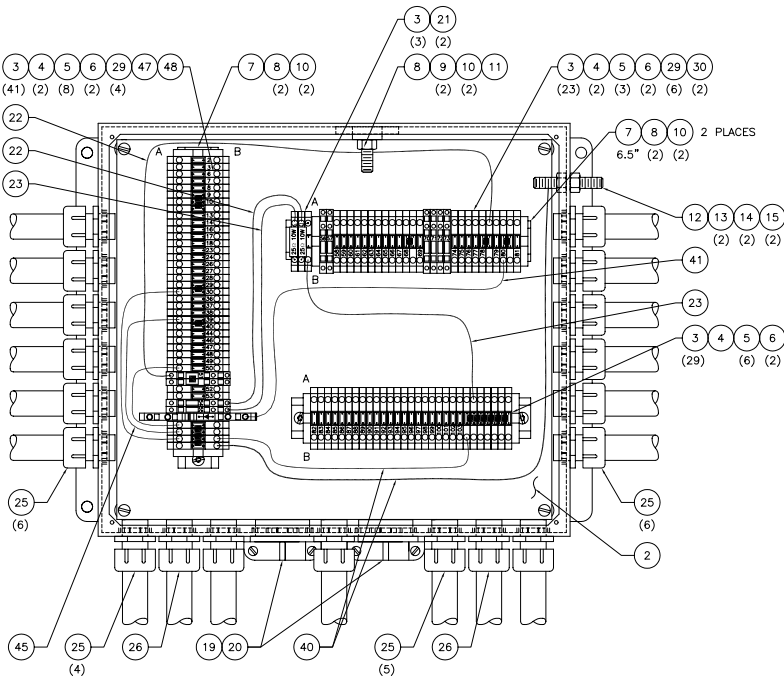

Junction Box Assembly

JUNCTION BOX LEGEND



LOC DESCRIPTION

LOC	DESCRIPTION
A	ITEM 24; 40 FT
B	ITEM 24; 40 FT
C	ITEM 24; 25 FT
D	ITEM 24; 25 FT
E	ITEM 31; 8 FT
F	ITEM 36
G	ITEM 32; 25 FT
H	ITEM 32; 25 FT
J	ITEM 32; 15 FT
K	ITEM 32; 25 FT
L	ITEM 31; 30 FT
M	ITEM 31; 30 FT
N	REF 245597 (T-SIGNAL HARNESS)
O	REF 578965 (THROTTLE HARNESS)
P	REF 578523 (PLC HARNESS)
Q	REF 219383 (#4 AWG, RED FROM COWL)
R	REF 231508 (16/12 SDN FROM SEAT ASS'Y)
S	REF 578963 (COWL CONSOLE HARNESS)
T	REF 221890 (#14 AWG, BLACK FOR LIGHTS)
U	REF 580868 (ENGINE ECM HARNESS)
V	ITEM 35: 16 FT
W	REF 580871 (AUDIO/VIS WIRE HARNESS)
X	REF 229807 (16/7 SDN FROM MAIN VALVE JCT BOXES)
Y	ITEM 34
Z	ITEM 33; 16 FT



- 1 BUILD ITEM 34 PER PRINT AND LEAVE LOOSE W/ JUNCTION BOX. FITTING AND INSTALLATION TO BE DONE IN FINAL ASSEMBLY AREA.
- 2 SEE 580417 FOR WIRING DETAIL;

Junction Box Assembly

Item	Part No.	Qty	Description	Item	Part No.	Qty	Description
	580697		Junction Box Assembly				
1	580698	1	. Box	23	237628	2'	. Wire
2	580715	1	. Panel	24	231481	130'	. Cord, Sdn
3	236924	95	. Terminal Block	25	220577	13	. Connector, Cord
4	236925	4	. End Plate	26	220579	2	. Connector, Cord
5	236926	16	. Jumper, Horizontal	27	29104	1	. Connector, Cord
6	241761	6	. End Stop	28	241831	4	. Nut, Esna
7	22628	1MT	. Rail, Din	29	232237	6	. Terminal Block
8	00100768	8	. Capscrew	30	232238	2	. End Plate
9	223799	2	. Nut	31	220274	68'	. Cord, So
10	00103338	8	. Washer	32	11463	90'	. Cord, So
11	562702	1	. Terminal Block	33	11515	16'	. Cord, So
12	559513	1	. Rod	34	570642	1	. Wire Harness
13	223654	2	. Nut	35	220692	16'	. Cord, So
14	235708	2	. Nut	36	580866	1	. Wire Harness
15	201570	2	. Washer	40	219433	4'	. Wire
17	220057	2	. Ring Nut	41	237627	2'	. Wire
18	220582	13	. Ring Nut	44	200250	1	. Terminal Ring
19	226049	2	. Connector, Cord	45	219408	3'	. Wire
20	226157	2	. Ring Nut	47	247209	1	. Terminal Block
21	231844	2	. Resistor	48	247468	1	. End Plate
22	219437	3'	. Wire				