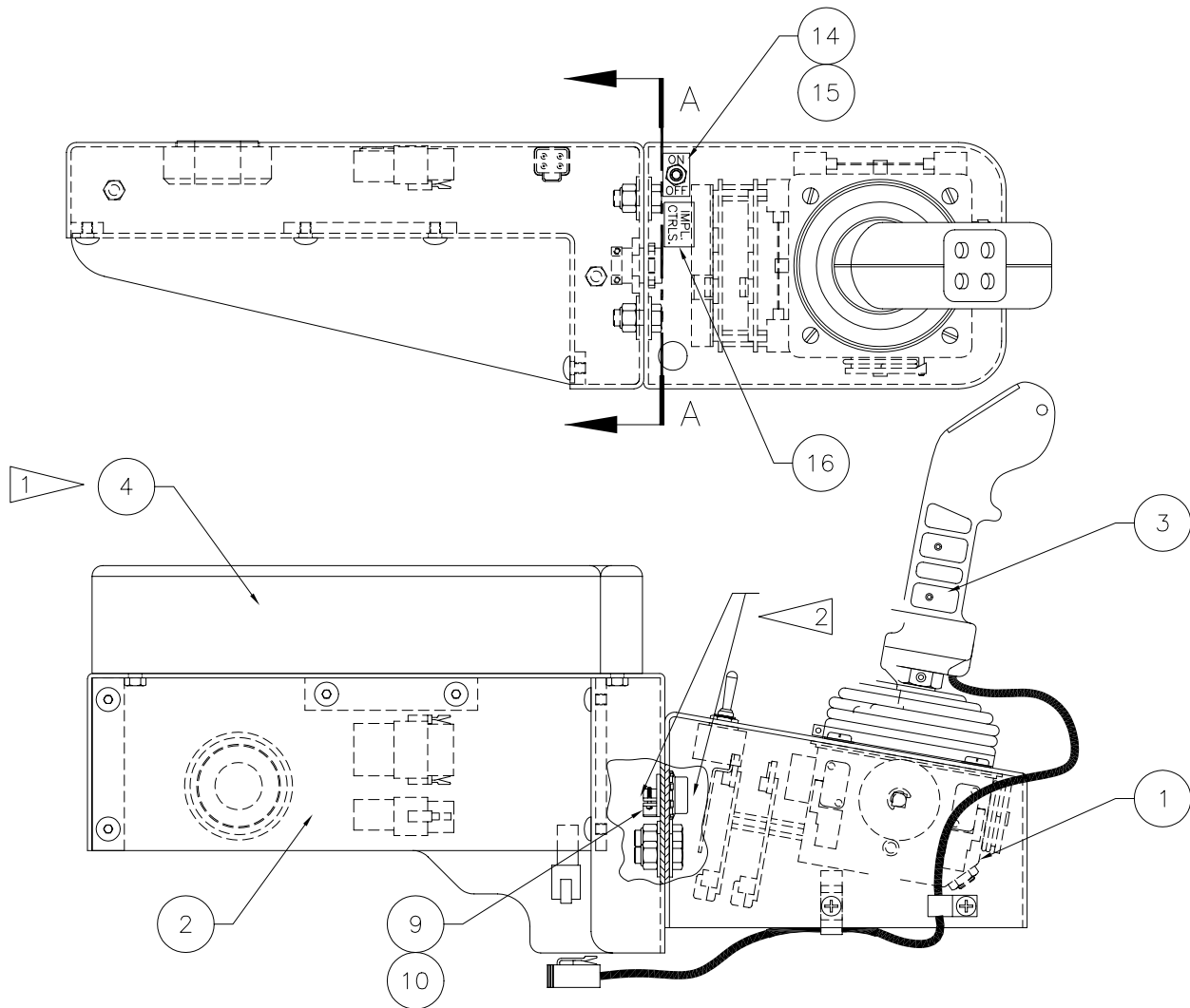
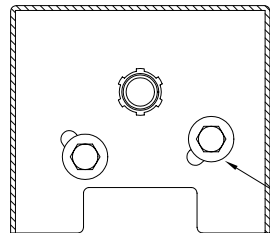

Armrest Assembly, RH



1 ITEM 4 COMES WITH 1/4-20 NC MOUNTING HARDWARE, ONLY 2 OF 4 MOUNTING HOLES ARE TO BE USED;

2 USE 2" PIECE OF 3/8" AUTO LOOM IN CLAMP REGION OF CORD CONNECTOR TO PROTECT WIRE INSULATION FROM CRUSHING;




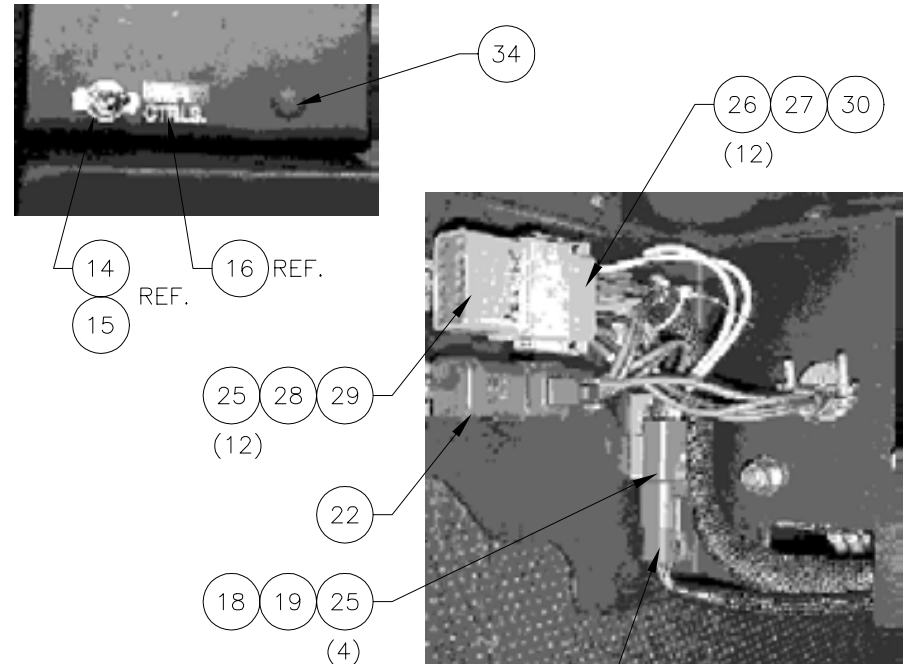
SECTION A-A

(2) 6 } TYP
 7 }
 8 }

Armrest Assembly, RH

Item	Part No.	Qty	Description	Item	Part No.	Qty	Description
	580519		Armrest Assembly,RH				
1	579765	1	. Mounting, Controls	25	243237	18	. Pin
2	579665	1	. Armrest, RH	26	243236	18	. Socket
3	* 580520	1	. Joystick Assembly	27	241290	1	. Plate
4	577791	1	. Armrest, RH Pad	28	241291	1	. Receptacle
5	203192	1	. Terminal	29	241826	1	. Lock, Secondary
6	R13811035	2	. Capscrew	30	241301	1	. Lock, Secondary
7	R13806980	4	. Washer	31	220949	2	. Mount, Adhesive Back
8	237567	2	. Nut	32	227591	8	. Tie Strap
9	208787	1	. Connector, Cord	33	233963	3	. Capscrew
10	27054	1	. Nut	34	R1933720	1	. Button Plate
11	234495	1	. Capscrew	35	219437	8'	. Wire
12	224191	2	. Nut	36	219436	4'	. Wire
13	231508	8'	. Cord, Sdn	37	219388	4'	. Wire
14	248733	1	. Toggle Switch	38	231707	4'	. Wire
15	248734	1	. Plate, Face	40	237627	4'	. Wire
16	572606	1	. Decal	41	219393	1'	. Loom, Auto
17	249151	3	. Clip	42	189-0076	12	. Terminal Lug
18	249955	1	. Receptacle	43	R13803026	3	. Clip, Insul
19	249956	1	. Lock, Secondary	44	232969	1	. Capscrew
22	249156	1	. Receptacle				
23	249157	1	. Plate				
24	249158	1	. Wedge, Lock				

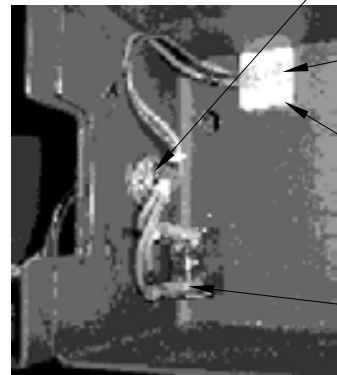
* See Separate Coverage




3 SEE ANSI SCHEMATIC (M/S) FOR SPECIFIC WIRING INFORMATION;

NOTE:
TWO AXIS JOYSTICK
VIEWED AS INSTALLED IN
OPERATOR'S RH ARMREST
FROM OPERATOR'S PERSPECTIVE
TERMINAL STRIPS FACING REAR.

2" OF 3/8" AUTO LOOM
USED AS CHAFFING GUARD;



PRIOR TO INSTALLATION OF ITEM 45



42 (12)

