Allied Systems COMPANY

Electrical Schematic

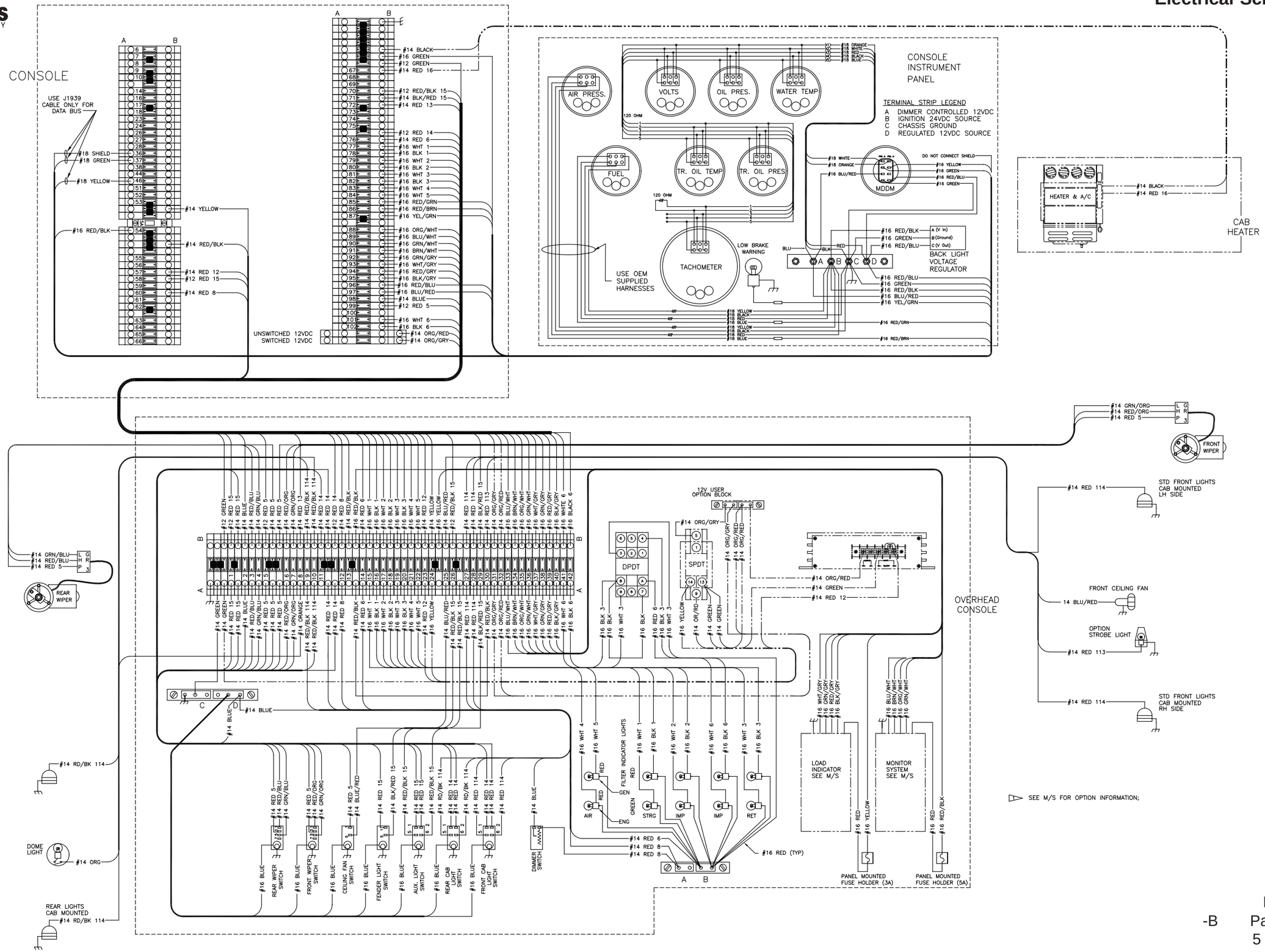

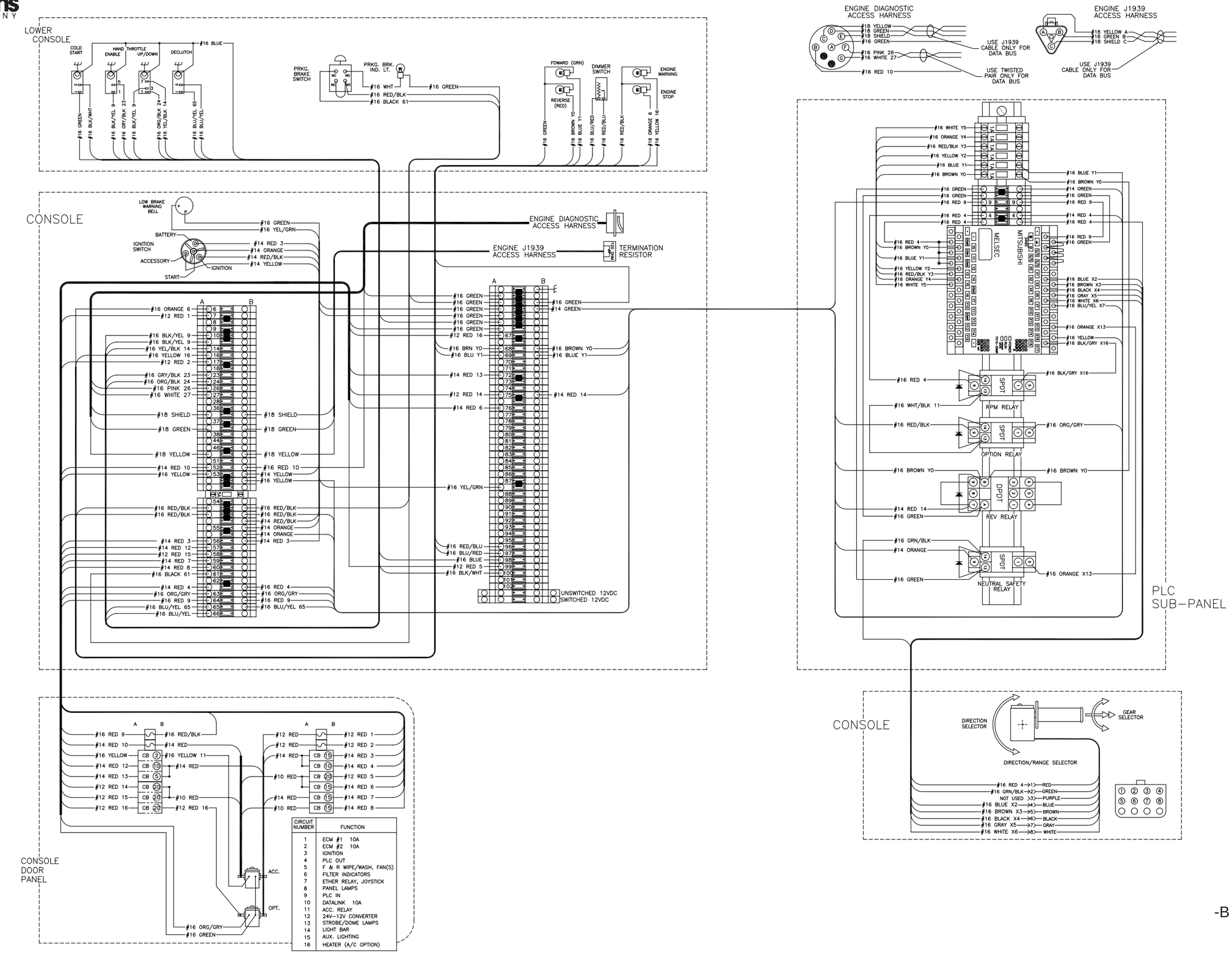

CIRCUIT NUMBER	FUNCTION
1	ECM #1 10A
2	ECM #2 10A
3	IGNITION
4	PLC OUT
5	F & R WIPE/WASH, FAN(S)
6	FILTER INDICATORS
7	ETHER RELAY, JOYSTICK
8	PANEL LAMPS
9	PLC IN
10	DATALINK 10A
11	ACC. RELAY
12	24V–12V CONVERTER
13	STROBE/DOME LAMPS
14	LIGHT BAR
15	AUX. LIGHTING
16	HEATER (A/C OPTION)

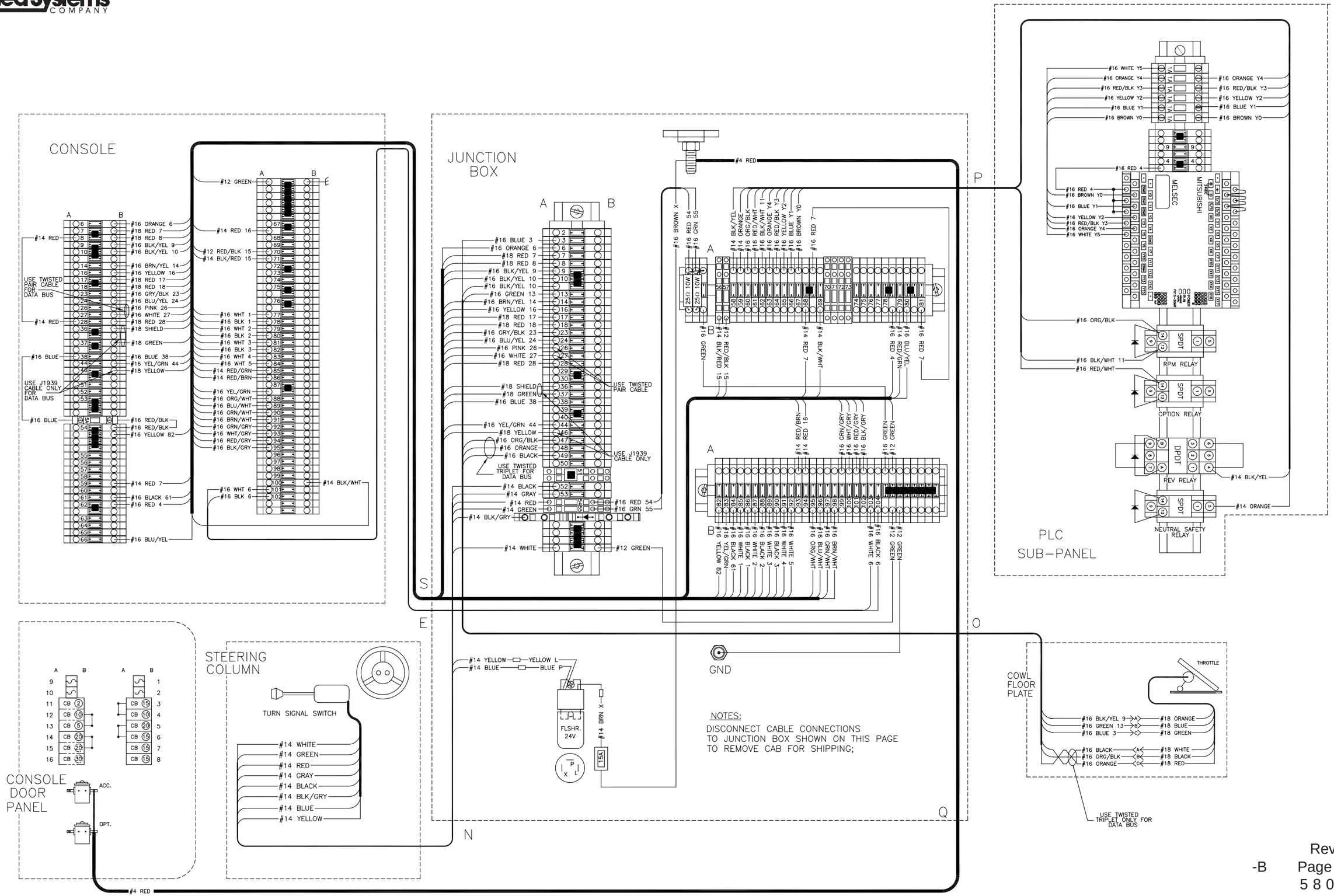
CONSOLE
JUNCTION BOX
PLC SUB-PANEL
CONSOLE DOOR PANEL
STEERING COLUMN
TURN SIGNAL SWITCH
COWL FLOOR PLATE
THROTTLE
GND
FLSHR. 24V
USE TWISTED PAIR CABLE FOR DATA BUS
USE J1939 CABLE ONLY FOR DATA BUS
USE J1939 CABLE ONLY
USE TWISTED TRIPLET FOR DATA BUS
USE TWISTED TRIPLET ONLY FOR DATA BUS
MELSEC
MITSUBISHI
RPM RELAY
OPTION RELAY
REV RELAY
NEUTRAL SAFETY RELAY
SPDT
DPDT
ACC.
OPT.
NOTES:
DISCONNECT CABLE CONNECTIONS
TO JUNCTION BOX SHOWN ON THIS PAGE
TO REMOVE CAB FOR SHIPPING;

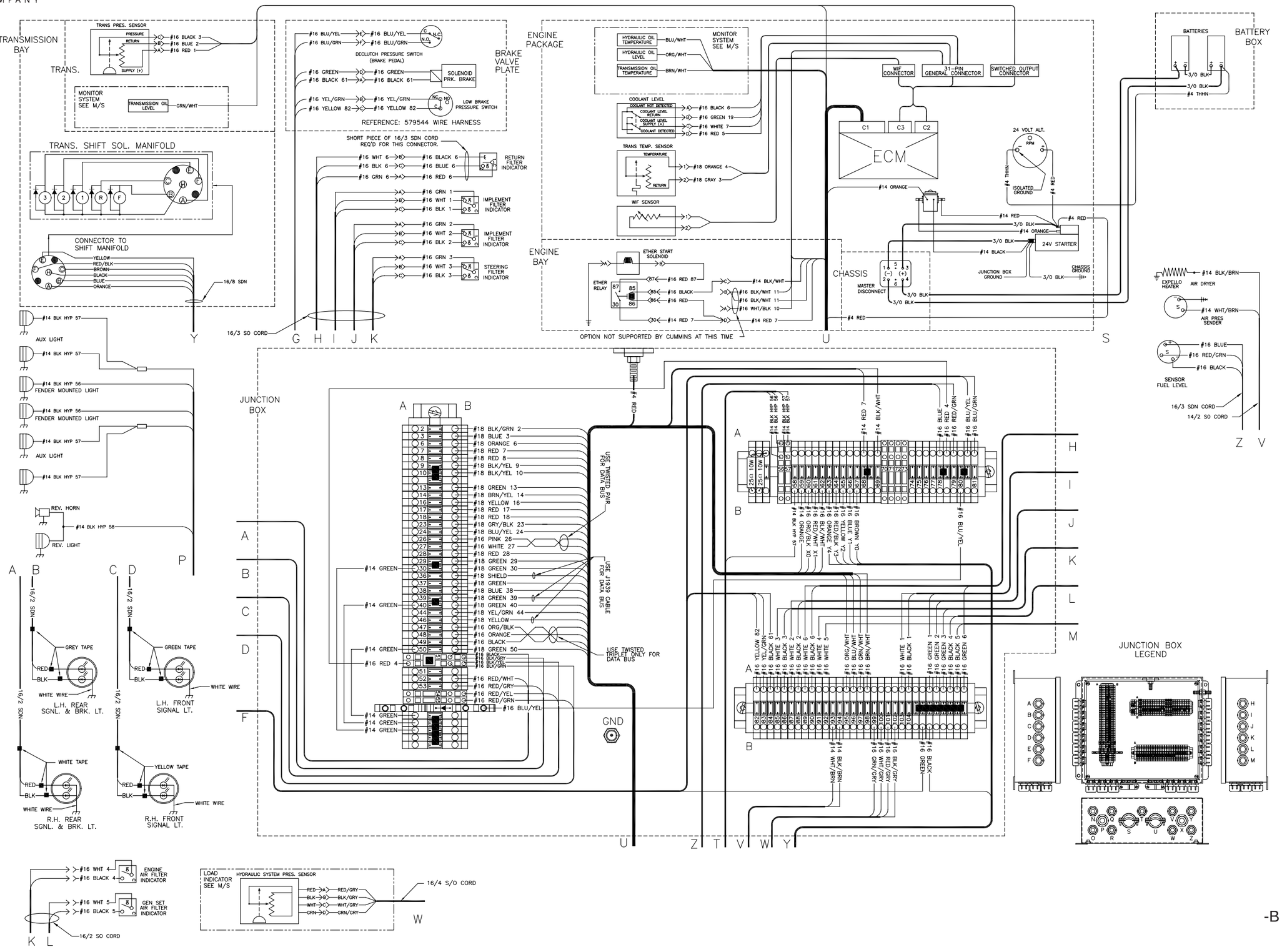
TRANSMISSION BAY
TRANS.
TRANS PRES. SENSOR
PRESSURE
RETURN
SUPPLY (+)
#16 BLACK 3
#16 BLUE 2
#16 RED 1
MONITOR SYSTEM SEE M/S
TRANSMISSION OIL LEVEL
GRN/WHT
TRANS. SHIFT SOL. MANIFOLD
CONNECTOR TO SHIFT MANIFOLD
YELLOW
RED/BLK
BROWN
BLACK
BLUE
ORANGE
16/8 SDN
Y
16/3 SO CORD
G H I J K
#16 BLU/YEL
#16 BLU/GRN
DECLUTCH PRESSURE SWITCH (BRAKE PEDAL)
#16 GREEN
#16 BLACK 61
SOLENOID PRK. BRAKE
#16 YEL/GRN
#16 YELLOW 82
LOW BRAKE PRESSURE SWITCH
REFERENCE: 579544 WIRE HARNESS
BRAKE VALVE PLATE
SHORT PIECE OF 16/3 SDN CORD REQ'D FOR THIS CONNECTOR.
#16 WHT 6
#16 BLK 6
#16 GRN 6
#16 BLACK 6
#16 BLUE 6
#16 RED 6
RETURN FILTER INDICATOR
#16 GRN 1
#16 WHT 1
#16 BLK 1
IMPLEMENT FILTER INDICATOR
#16 GRN 2
#16 WHT 2
#16 BLK 2
IMPLEMENT FILTER INDICATOR
#16 GRN 3
#16 WHT 3
#16 BLK 3
STEERING FILTER INDICATOR
ENGINE PACKAGE
HYDRAULIC OIL TEMPERATURE
BLU/WHT
HYDRAULIC OIL LEVEL
ORG/WHT
TRANSMISSION OIL TEMPERATURE
BRN/WHT
MONITOR SYSTEM SEE M/S
COOLANT LEVEL
COOLANT NOT DETECTED
COOLANT LEVEL RETURN
COOLANT LEVEL SUPPLY (+)
COOLANT DETECTED
#16 BLACK 6
#16 GREEN 19
#16 WHITE 7
#16 RED 5
TRANS TEMP. SENSOR
TEMPERATURE
RETURN
#18 ORANGE 4
#18 GRAY 3
WIF SENSOR
ENGINE BAY
ETHER START SOLENOID
ETHER RELAY
#16 RED 87
#16 BLACK
#16 RED
#14 RED 7
#14 BLK/WHT
#16 BLK/WHT 11
#16 BLK/WHT 11
#16 WHT/BLK 10
#14 RED 7
OPTION NOT SUPPORTED BY CUMMINS AT THIS TIME
U
WIF CONNECTOR
31-PIN GENERAL CONNECTOR
SWITCHED OUTPUT CONNECTOR
C1
C3
C2
ECM
#14 ORANGE
CHASSIS
MASTER DISCONNECT
3/0 BLK
#4 RED
S
BATTERIES
BATTERY BOX
3/0 BLK
#4 THHN
24 VOLT ALT.
RPM
#4 THHN
ISOLATED GROUND
#4 RED
#14 RED
3/0 BLK
#14 ORANGE
24V STARTER
#14 BLACK
JUNCTION BOX GROUND
CHASSIS GROUND
EXPELLO HEATER
#14 BLK/BRN
AIR DRYER
AIR PRES SENDER
#14 WHT/BRN
#16 BLUE
#16 RED/GRN
#16 BLACK
SENSOR FUEL LEVEL
16/3 SDN CORD
14/2 SO CORD
Z V
#14 BLK HYP 57
AUX LIGHT
#14 BLK HYP 56
FENDER MOUNTED LIGHT
REV. HORN
#14 BLK HYP 58
REV. LIGHT
P
JUNCTION BOX
#14 RED
#18 BLK/GRN 2
#18 BLUE 3
#18 ORANGE 6
#18 RED 7
#18 RED 8
#18 BLK/YEL 9
#18 BLK/YEL 10
#18 GREEN 13
#18 BRN/YEL 14
#18 YELLOW 16
#18 RED 17
#18 RED 18
#18 GRY/BLK 23
#18 BLU/YEL 24
#16 PINK 26
#16 WHITE 27
#18 RED 28
#18 GREEN 29
#18 GREEN 30
#18 SHIELD
#18 GREEN
#18 BLUE 38
#18 GREEN 39
#18 GREEN 40
#18 YEL/GRN 44
#18 YELLOW
#16 ORG/BLK
#16 ORANGE
#16 BLACK
#18 GREEN 50
#14 GREEN
#16 RED 4
#16 RED/WHT
#16 RED/GRY
#16 RED/YEL
#16 RED/GRN
#16 BLU/YEL
USE TWISTED PAIR FOR DATA BUS
USE J1939 CABLE FOR DATA BUS
USE TWISTED TRIPLET ONLY FOR DATA BUS
GND
#14 BLK HYP 58
#14 BLK HYP 57
#14 BLK HYP 56
#14 BLK HYP 55
#14 RED 7
#14 BLK/WHT
#16 BLUE
#16 RED 4
#16 RED/GRN
#16 BLU/YEL
#16 BLU/GRN
#16 BROWN
#16 BLUE
#16 RED/BLK
#16 ORANGE
#16 BLK/WHT
#16 ORG/BLK
#16 WHITE
#16 YELLOW 82
#16 BLACK 61
#16 BLACK 3
#16 WHITE 3
#16 BLACK 2
#16 WHITE 2
#16 BLACK 6
#16 WHITE 4
#16 WHITE 5
#16 ORG/WHT
#16 BLU/WHT
#16 GRN/WHT
#16 BRN/WHT
#16 WHITE 1
#16 BLACK 1
#16 GREEN 1
#16 GREEN 2
#16 GREEN 3
#16 BLACK 4
#16 BLACK 5
#16 GREEN 6
#14 BLK/BRN
#14 WHT/BRN
#16 GRN/GRY
#16 RED/GRY
#16 WHT/GRY
#16 BLK/GRY
#16 GREEN
#16 BLACK
JUNCTION BOX LEGEND
A B
16/2 SDN
GREY TAPE
RED
BLK
WHITE WIRE
L.H. REAR SGNL. & BRK. LT.
C D
GREEN TAPE
L.H. FRONT SIGNAL LT.
WHITE TAPE
R.H. REAR SGNL. & BRK. LT.
YELLOW TAPE
R.H. FRONT SIGNAL LT.
#16 WHT 4
#16 BLACK 4
ENGINE AIR FILTER INDICATOR
#16 WHT 5
#16 BLACK 5
GEN SET AIR FILTER INDICATOR
16/2 SO CORD
K L
LOAD INDICATOR SEE M/S
HYDRAULIC SYSTEM PRES. SENSOR
RED
BLK
WHT
GRN
RED/GRY
BLK/GRY
WHT/GRY
GRN/GRY
16/4 S/O CORD
W

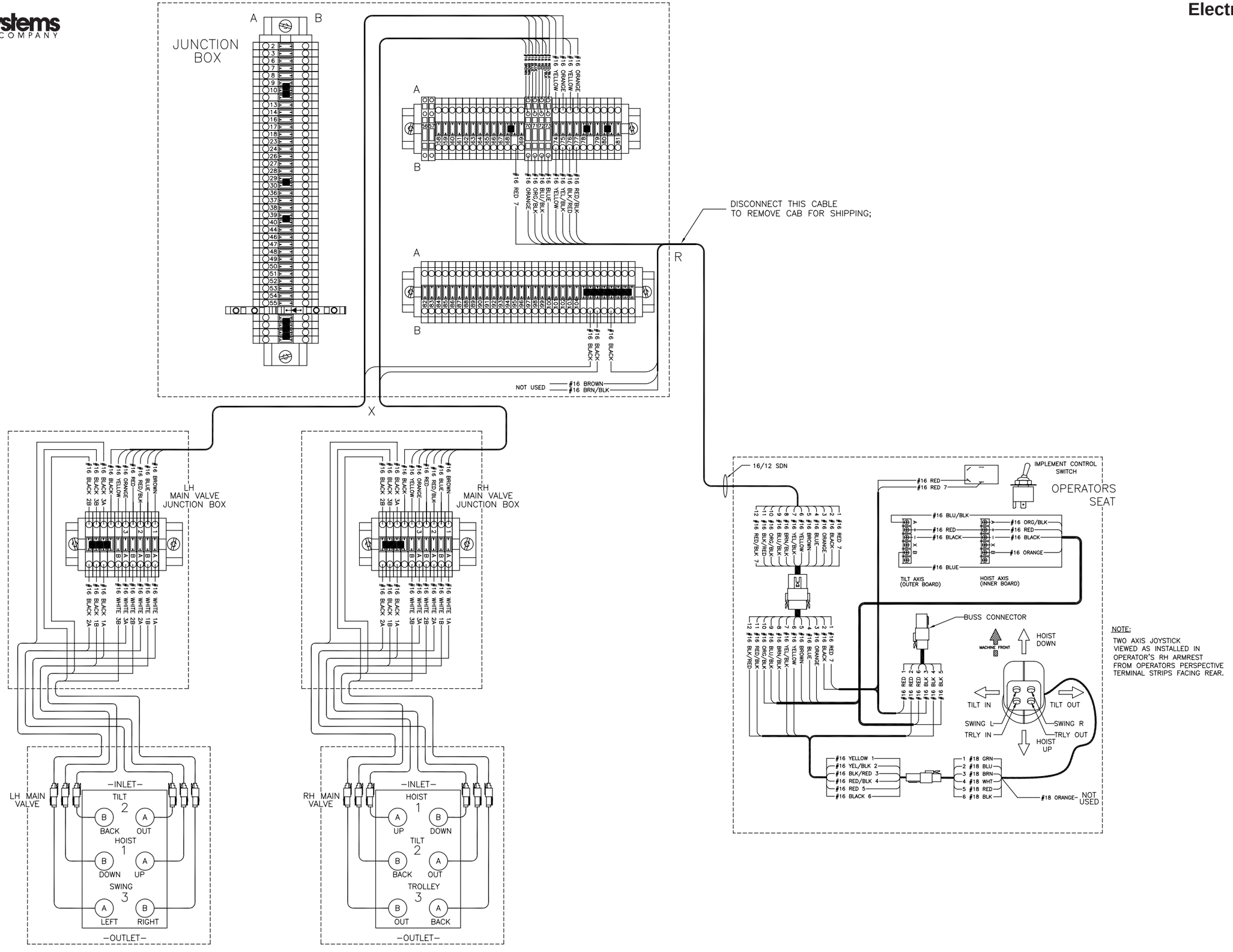

NOTE:
TWO AXIS JOYSTICK VIEWED AS INSTALLED IN OPERATOR'S RH ARMREST FROM OPERATORS PERSPECTIVE TERMINAL STRIPS FACING REAR.