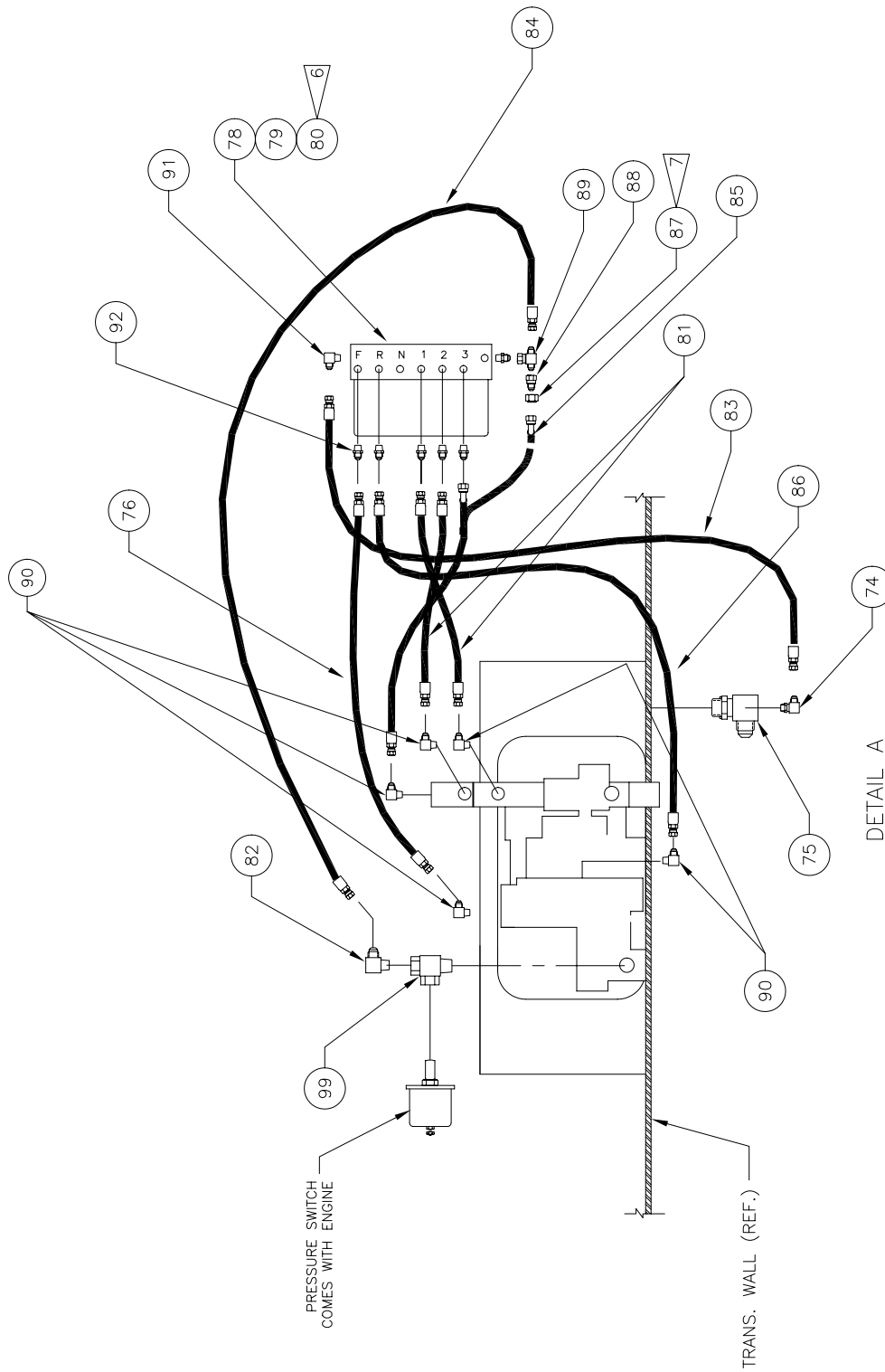


---

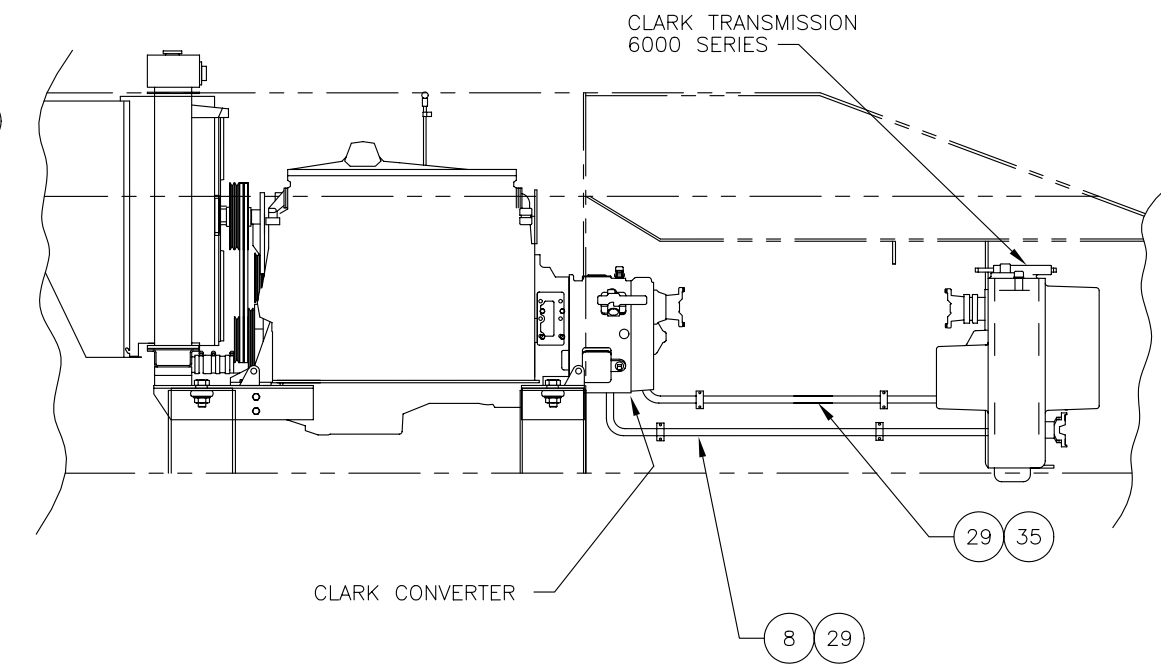
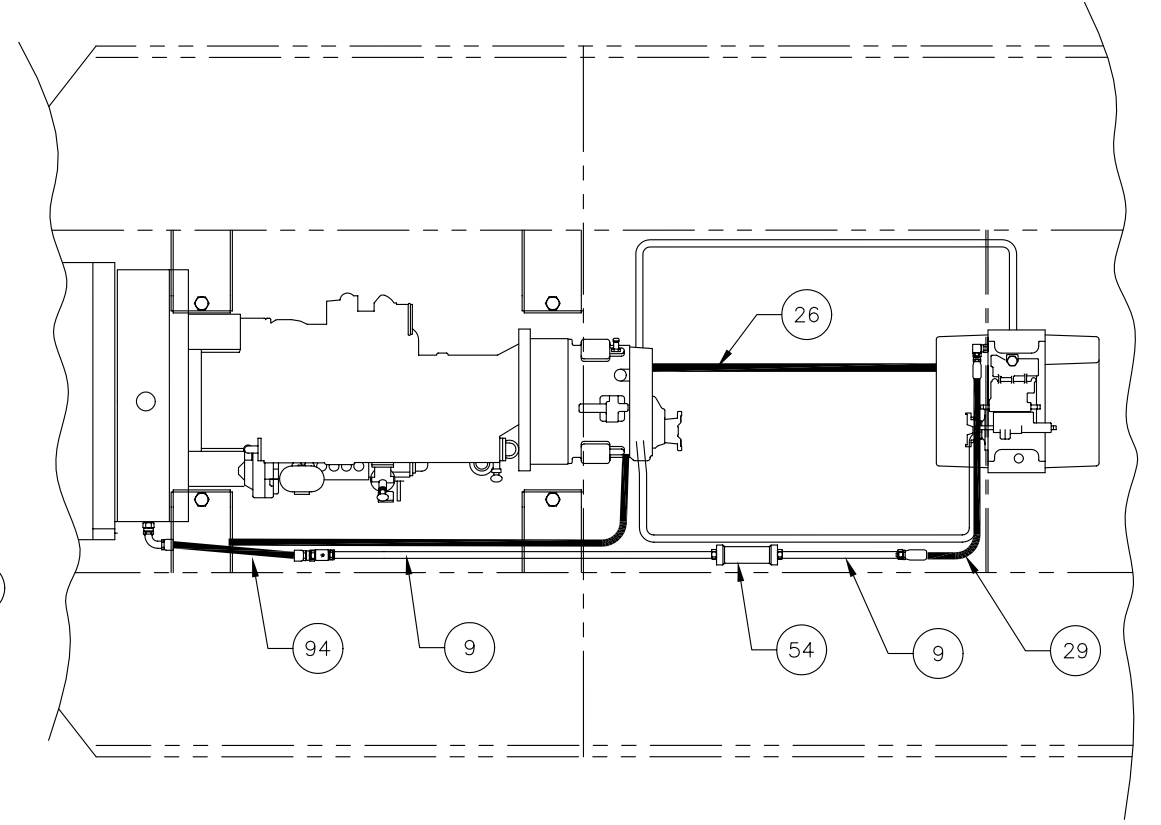
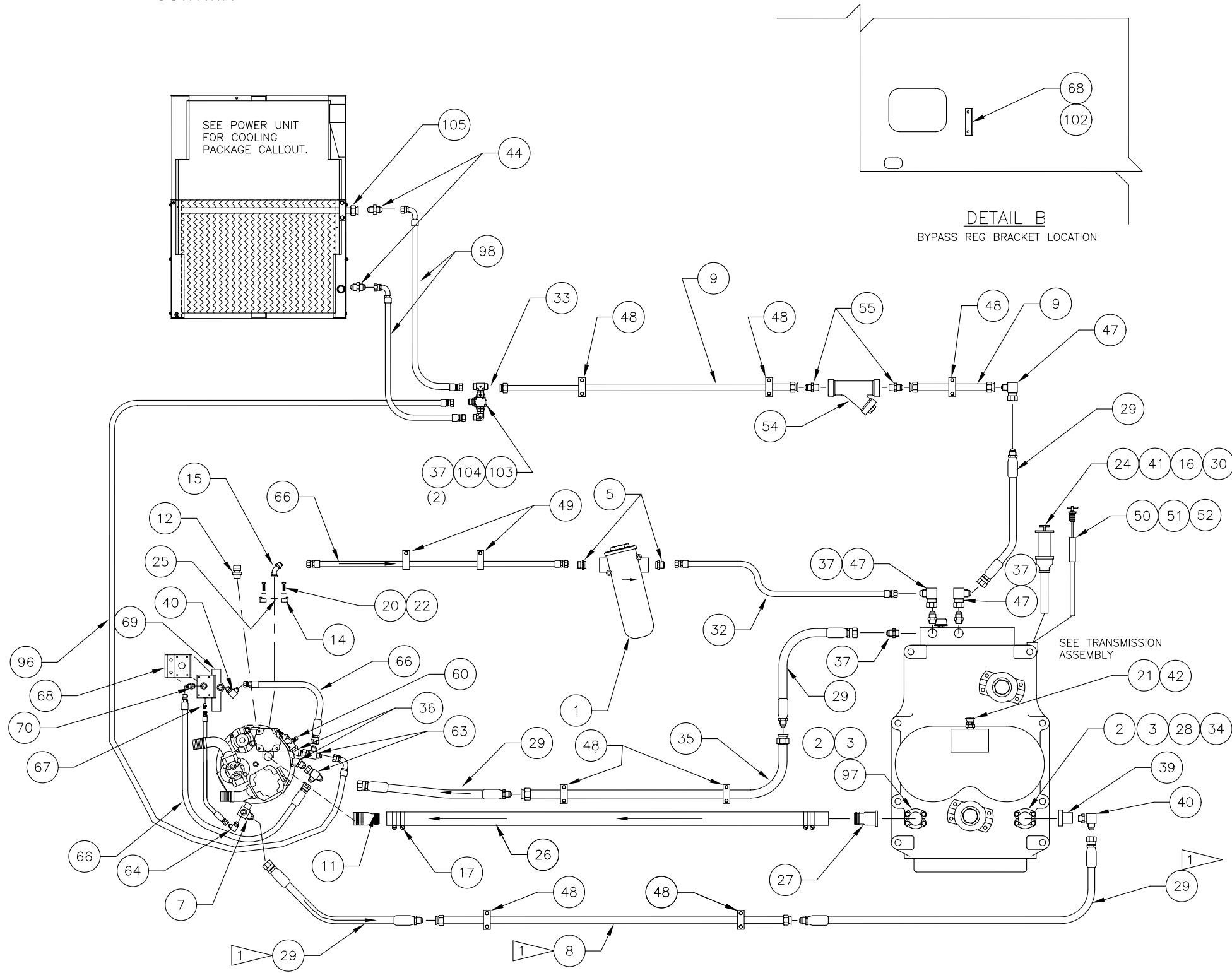
Transmission Circuit



## Transmission Circuit

Item	Part No.	Qty	Description	Item	Part No.	Qty	Description
	<b>580230</b>		<b>Transmission Circuit</b>				
1	* 248993	1	. Transmission Filter	55	209191	2	. Fitting
2	200604	8	. Lockwasher	60	249575	1	. Switch, Pressure
3	222379	8	. Capscrew	63	214130	2	. Fitting
5	214128	2	. Fitting	64	11860	1	. Fitting
7	562311	1	. Fitting	66	245587	3	. Hose Assembly
8	580442	1	. Tube Assembly	67	209754	1	. Fitting
9	567250	1	. Tube Assembly	68	562751	1	. Bracket
11	230466	1	. Fitting	69	228640	1	. Converter, Bypass Reg
12	240822	1	. Kit, Breather	70	209619	1	. Fitting
14	209535	2	. Clamp Half	74	224298	1	. Fitting
15	225102	1	. Fitting, Ff	75	524080	1	. Fitting
16	521873	1	. Pipe	76	208466	1	. Hose Assembly
17	206289	4	. Hose Clamp	78	232054	4	. Capscrew
20	202201	4	. Capscrew	79	* 578293	1	. Shift Valve, 24V
21	209505	1	. Fitting	80	567040	1	. Bracket, Solenoid
22	201567	4	. Lockwasher	81	245839	2	. Hose Assembly
24	225024	1	. Nipple, Pipe	82	209409	1	. Fitting
25	203443	1	. O-Ring	83	229675	1	. Hose Assembly
26	201439	5'	. Suction Hose	84	20790	1	. Hose Assembly
27	218815	1	. Fitting	85	237197	1	. Hose Assembly
28	203516	2	. O-Ring	86	215083	1	. Hose Assembly
29	241016	5	. Hose Assembly	87	212097	1	. Fitting
30	208202	1	. Fuel Cap	88	11906	1	. Fitting
32	241019	1	. Hose Assembly	89	23578	1	. Fitting
33	214129	1	. Fitting	90	209405	5	. Fitting
34	209537	4	. Clamp Half	91	209411	1	. Fitting
35	580547	1	. Tube Assembly	92	209750	6	. Fitting
36	209167	2	. Fitting	94	245589	1	. Hose Assembly
37	210011	5	. Fitting	96	R12388	1	. Hose Assembly
39	506618	1	. Flange	97	12721	1	. Kit, Split Flange
40	209714	2	. Fitting		200604	4	. . Lockwasher
41	209964	1	. Fitting		209538	2	. . Clamp Half
42	R238535	1	. Breather		222379	4	. . Capscrew
44	209443	2	. Fitting	98	242045	2	. Hose Assembly
47	210084	3	. Fitting	99	225105	1	. Fitting
48	224347	7	. Clamp	102	230338	2	. Capscrew
49	209704	2	. Clamp	103	246928	1	. Valve, Bypass
50	564977	1	. Dipstick Assembly	104	221140	1	. Fitting
51	229257	1	. Fitting	105	580441	1	. Tube Assembly
52	564976	1	. Nipple, Pipe				
54	232994	1	. Strainer, Oil				

\* See Separate Coverage



1 CONVERTER DRAIN LINE MUST BE ATTACHED TO THE LOWEST CONVERTER DRAIN PORT & HAVE A CONTINUING SLOPE TO THE TRANSMISSION

2 TO CLUTCH PRESSURE GAUGE. SEE INSTRUMENT PANEL ASSY. FOR CONTINUATION OF CIRCUIT.

6 SEE ANSI ELECTRICAL DIAGRAM FOR WIRE CONNECTIONS.

7 PLUMB AS SHOWN FOR STANDARD 4 SPEED RANGE. CAP PORT #3 AND PLUMB TO PRESSURE FOR OPTIONAL FOURTH GEAR LOCK OUT.

NOTE: THIS DIAGRAM IS FOR UNITS USING STD. HOSE WITH CAT 3406 ENGINE, CLARK 6000 TRANS. & 8000 CONVERTER WITH OUT LOCK UP.