Allied Systems COMPANY

Electrical Schematic

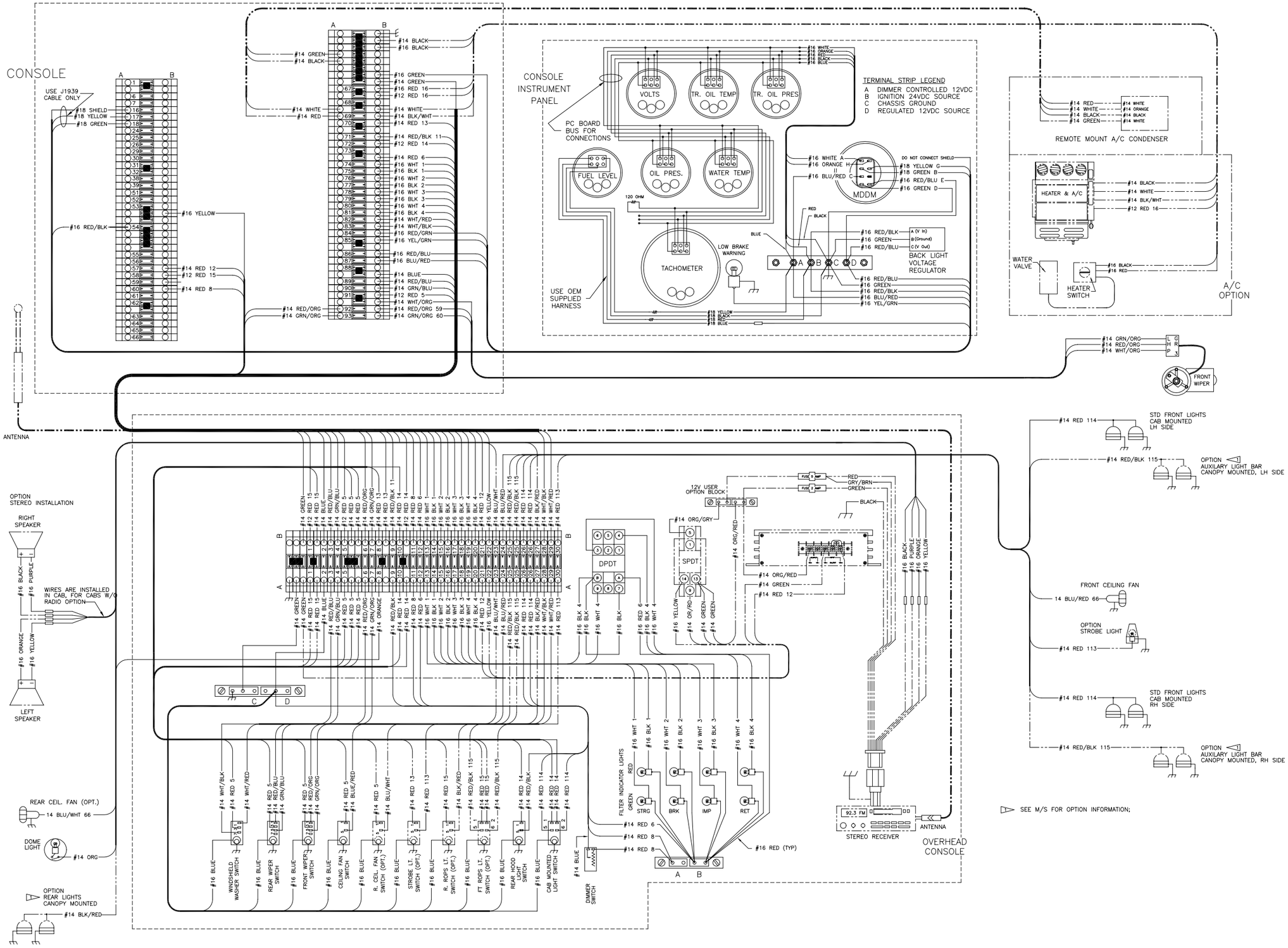

Rev: 1/04
-D Page 1 of 4
5 7 9 8 4 8

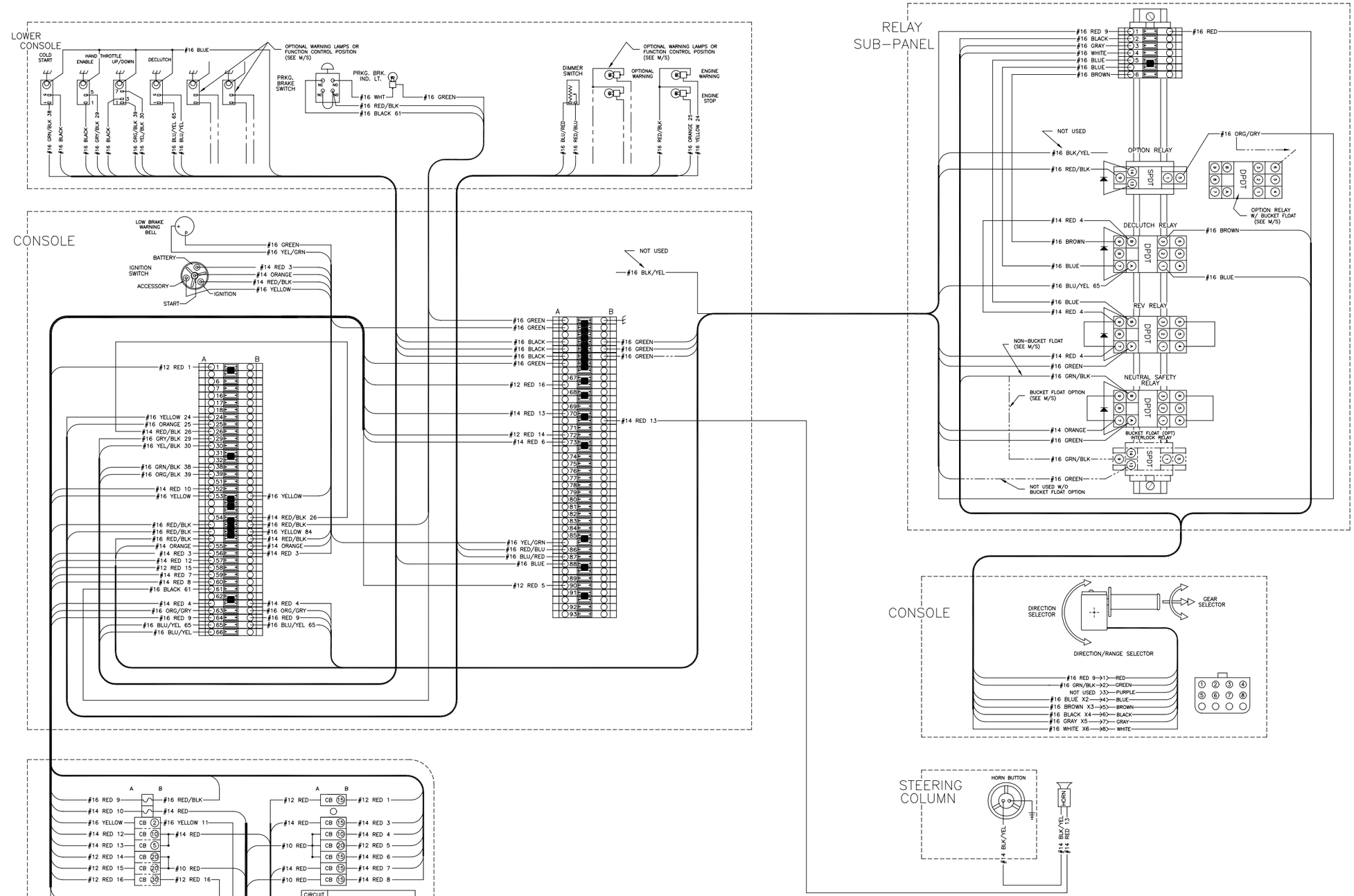

CIRCUIT NUMBER	FUNCTION
1	ECM 15A
2	SPARE
3	IGNITION
4	REV/DECLUTCH RELAY
5	F & R WIPE/WASH, FAN(S)
6	FILTER INDICATORS
7	ETHER RELAY, JOYSTICK
8	PANEL LAMPS
9	ELECTRIC SHIFT 10A
10	DATALINK 10A
11	ACC. RELAY
12	24V-12V CONVERTER
13	STROBE/DOME LAMPS
14	LIGHT BAR
15	AUX. LIGHTING
16	A/C

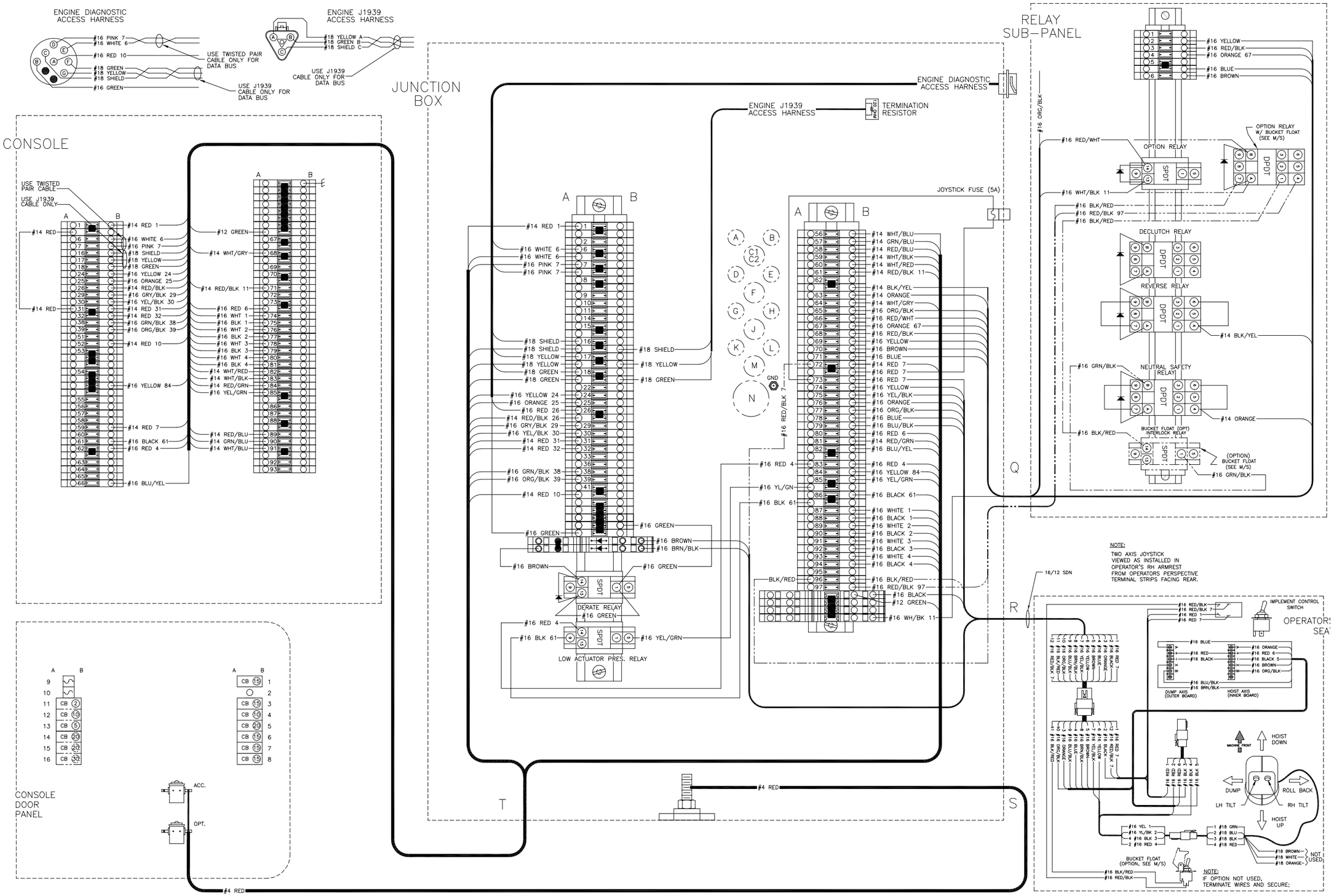
ENGINE DIAGNOSTIC ACCESS HARNESS
#16 PINK 7
#16 WHITE 6
#16 RED 10
#18 GREEN
#18 YELLOW
#18 SHIELD
#16 GREEN
USE TWISTED PAIR CABLE ONLY FOR DATA BUS
USE J1939 CABLE ONLY FOR DATA BUS
ENGINE J1939 ACCESS HARNESS
#18 YELLOW A
#18 GREEN B
#18 SHIELD C
USE J1939 CABLE ONLY FOR DATA BUS
JUNCTION BOX
CONSOLE
USE TWISTED PAIR CABLE
USE J1939 CABLE ONLY
#14 RED 1
#16 WHITE 6
#16 PINK 7
#18 SHIELD
#18 YELLOW
#18 GREEN
#16 YELLOW 24
#16 ORANGE 25
#14 RED/BLK
#16 GRY/BLK 29
#16 YEL/BLK 30
#14 RED 31
#14 RED 32
#16 GRN/BLK 38
#16 ORG/BLK 39
#14 RED 10
#16 YELLOW 84
#14 RED 7
#16 BLACK 61
#16 RED 4
#16 BLU/YEL
#12 GREEN
#14 WHT/GRY
#14 RED/BLK 11
#16 RED 6
#16 WHT 1
#16 BLK 1
#16 WHT 2
#16 BLK 2
#16 WHT 3
#16 BLK 3
#16 WHT 4
#16 BLK 4
#14 WHT/RED
#14 WHT/BLK
#14 RED/GRN
#16 YEL/GRN
#14 RED/BLU
#14 GRN/BLU
#14 WHT/BLU
ENGINE DIAGNOSTIC ACCESS HARNESS
ENGINE J1939 ACCESS HARNESS
TERMINATION RESISTOR
JOYSTICK FUSE (5A)
#14 WHT/BLU
#14 GRN/BLU
#14 RED/BLU
#14 WHT/BLK
#14 WHT/RED
#14 RED/BLK 11
#14 BLK/YEL
#14 ORANGE
#14 WHT/GRY
#16 ORG/BLK
#16 RED/WHT
#16 ORANGE 67
#16 RED/BLK
#16 YELLOW
#16 BROWN
#16 BLUE
#14 RED 7
#16 RED 7
#16 RED 7
#16 YELLOW
#16 YEL/BLK
#16 ORANGE
#16 ORG/BLK
#16 BLUE
#16 BLU/BLK
#16 RED 6
#14 RED/GRN
#16 BLU/YEL
#16 RED 4
#16 YELLOW 84
#16 YEL/GRN
#16 BLACK 61
#16 WHITE 1
#16 BLACK 1
#16 WHITE 2
#16 BLACK 2
#16 WHITE 3
#16 BLACK 3
#16 WHITE 4
#16 BLACK 4
#16 BLK/RED
#16 RED/BLK 97
#16 BLACK
#12 GREEN
#16 WH/BK 11
#18 SHIELD
#18 YELLOW
#18 GREEN
#16 YELLOW 24
#16 ORANGE 25
#16 RED 26
#14 RED/BLK 26
#16 GRY/BLK 29
#16 YEL/BLK 30
#14 RED 31
#14 RED 32
#16 GRN/BLK 38
#16 ORG/BLK 39
#14 RED 10
#16 GREEN
#16 BROWN
#16 BRN/BLK
#16 GREEN
#16 BROWN
#16 GREEN
SPDT
DERATE RELAY
#16 GREEN
#16 RED 4
#16 BLK 61
#16 YEL/GRN
LOW ACTUATOR PRES. RELAY
#16 RED/BLK 7
#16 YEL/GRN
#16 RED 4
#16 BLK 61
BLK/RED
GND
RELAY SUB-PANEL
#16 YELLOW
#16 RED/BLK
#16 ORANGE 67
#16 BLUE
#16 BROWN
#16 ORG/BLK
#16 RED/WHT
OPTION RELAY
OPTION RELAY W/ BUCKET FLOAT (SEE M/S)
DPDT
#16 WHT/BLK 11
#16 BLK/RED
#16 RED/BLK 97
#16 BLK/RED
DECLUTCH RELAY
REVERSE RELAY
#14 BLK/YEL
#16 GRN/BLK
NEUTRAL SAFETY RELAY
#14 ORANGE
#16 BLK/RED
BUCKET FLOAT (OPT) INTERLOCK RELAY
(OPTION) BUCKET FLOAT (SEE M/S)
#16 GRN/BLK
Q
R
S
T
NOTE:
TWO AXIS JOYSTICK VIEWED AS INSTALLED IN OPERATOR'S RH ARMREST FROM OPERATORS PERSPECTIVE TERMINAL STRIPS FACING REAR.
16/12 SDN
IMPLEMENT CONTROL SWITCH
OPERATOR'S SEAT
#16 RED/BLK
#16 RED/BLK 7
#16 RED 1
#16 RED 7
#16 BLUE
#16 RED
#16 BLACK
#16 ORANGE
#16 RED 6
#16 BLACK 5
#16 BROWN
#16 ORG/BLK
#16 BLU/BLK
#16 BRN/BLK
DUMP AXIS (OUTER BOARD)
HOIST AXIS (INNER BOARD)
MACHINE FRONT
HOIST DOWN
DUMP
ROLL BACK
LH TILT
RH TILT
HOIST UP
#16 YEL 1
#16 YL/BK 2
#16 BLK 3
#16 RED 4
#18 GRN
#18 BLU
#18 BLK
#18 RED
#18 BROWN
#18 WHITE
#18 ORANGE
NOT USED
BUCKET FLOAT (OPTION, SEE M/S)
#16 BLK/RED
#16 RED/BLK
NOTE:
IF OPTION NOT USED, TERMINATE WIRES AND SECURE;
CB 2
CB 10
CB 5
CB 20
CB 20
CB 30
CB 15
CB 10
CB 20
CB 15
CB 15
CB 15
CONSOLE DOOR PANEL
ACC.
OPT.
#4 RED
#4 RED

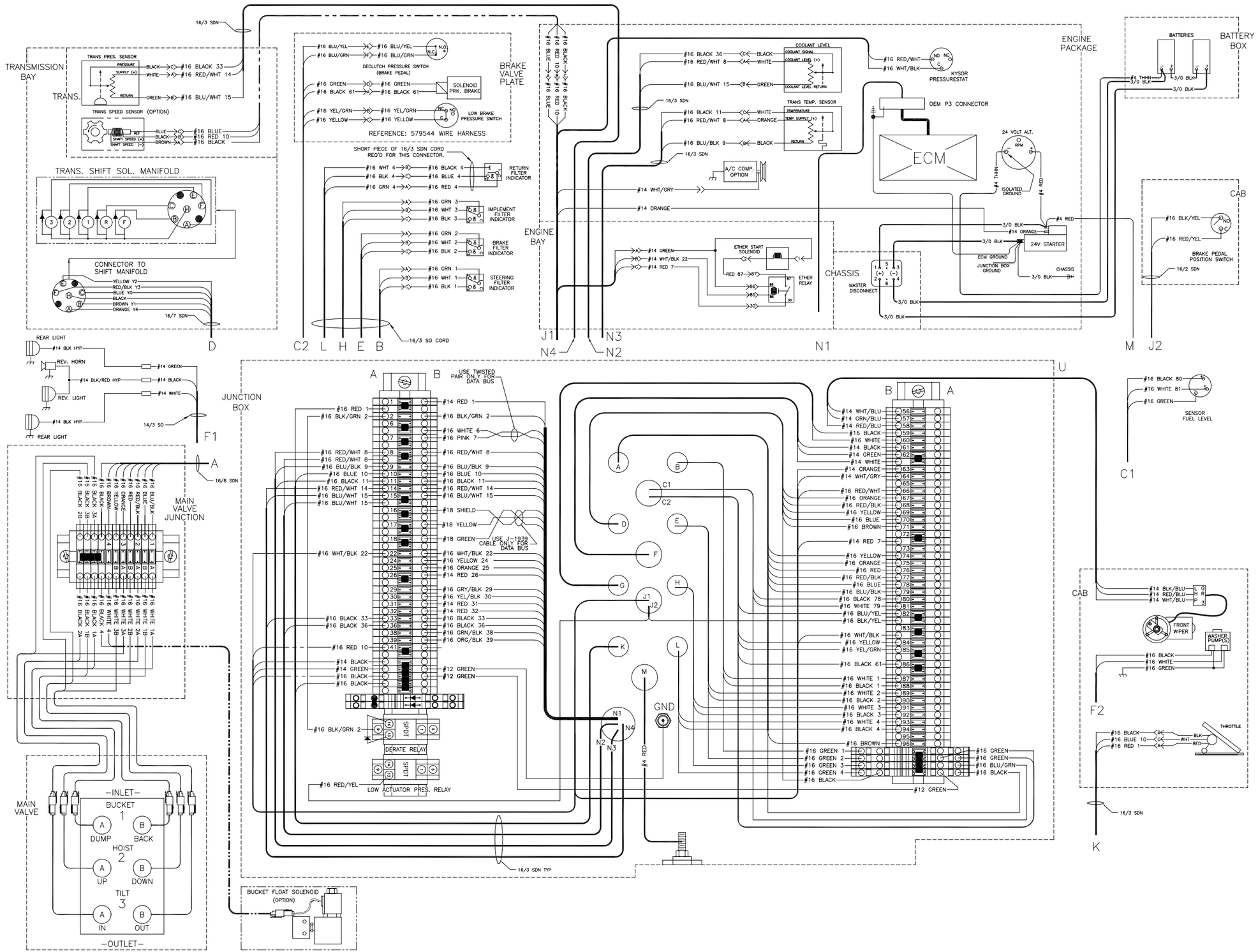
TRANSMISSION BAY
TRANS.
TRANS PRES. SENSOR
TRANS SPEED SENSOR (OPTION)
TRANS. SHIFT SOL. MANIFOLD
CONNECTOR TO SHIFT MANIFOLD
BRAKE VALVE PLATE
DECLUTCH PRESSURE SWITCH (BRAKE PEDAL)
SOLENOID PRK. BRAKE
LOW BRAKE PRESSURE SWITCH
REFERENCE: 579544 WIRE HARNESS
SHORT PIECE OF 16/3 SDN CORD REQ'D FOR THIS CONNECTOR.
RETURN FILTER INDICATOR
IMPLEMENT FILTER INDICATOR
BRAKE FILTER INDICATOR
STEERING FILTER INDICATOR
ENGINE BAY
COOLANT LEVEL
TRANS TEMP. SENSOR
A/C COMP. OPTION
ETHER START SOLENOID
ETHER RELAY
KYSOR PRESSURESTAT
OEM P3 CONNECTOR
ECM
24 VOLT ALT.
ISOLATED GROUND
24V STARTER
ECM GROUND
JUNCTION BOX GROUND
CHASSIS
MASTER DISCONNECT
ENGINE PACKAGE
BATTERIES
BATTERY BOX
CAB
BRAKE PEDAL POSITION SWITCH
REAR LIGHT
REV. HORN
REV. LIGHT
F1
MAIN VALVE JUNCTION
JUNCTION BOX
USE TWISTED PAIR ONLY FOR DATA BUS
USE J-1939 CABLE ONLY FOR DATA BUS
SPDT
DERATE RELAY
LOW ACTUATOR PRES. RELAY
GND
SENSOR FUEL LEVEL
FRONT WIPER
WASHER PUMP(S)
THROTTLE
F2
MAIN VALVE
-INLET-
BUCKET 1
DUMP
BACK
HOIST 2
UP
DOWN
TILT 3
IN
OUT
-OUTLET-
BUCKET FLOAT SOLENOID (OPTION)
16/3 SDN TYP