
Power Unit

Power Unit

Item	Part No.	Qty	Description	Item	Part No.	Qty	Description
	579843		Power Unit				
1	* 249121	1	. Engine	63	579554	1	. Fitting
2	* 578949	1	. Radiator Assembly	64	579526	1	. Fitting
3	* 248962	1	. Converter	65	209715	2	. Fitting
4	570775	1	. Ring Gear Assembly	66	223929	1	. Fitting
	237315	96	. . Washer	67	249708	1	. Gasket
	237316	24	. . Nut	68	580488	1	. Fitting
	570735	1	. . Ring Gear	69	221186	1	. Fitting
	570776	24	. . Stud	70	209714	2	. Fitting
5	579862	1	. Mounting Weldment, Fnt	71	576782	1	. Shaft, Spline
6	579866	1	. Mounting Weldment, Lh	72	58907W	1	. Snap Ring - Ext
7	579867	1	. Mounting Weldment, Rh	73	203519	1	. O-Ring
8	* 234183	1	. Alternator	74	201635	2	. Capscrew
9	580151	1	. Spacer	75	230596	2	. Capscrew
10	580192	1	. Bracket Weldment, Lh Mtg	76	223909	4	. Lockwasher
11	580194	1	. Bracket Weldment, Rh Mtg	77	229450	2	. Kit, Split Flange
12	R13801909	1	. Capscrew	78	12721	1	. Kit, Split Flange
13	R13811451	31	. Flat Washer		200604	4	. . Lockwasher
14	249433	1	. V-Belt		209538	2	. . Clamp Half
15	249434	3	. V-Belt		222379	4	. . Capscrew
16	580201	1	. Angle, Rh	79	11767	1	. Kit, Split Flange
17	580202	1	. Angle, Lh		200604	4	. . Lockwasher
18	579242	2	. Bracket		209537	2	. . Clamp Half
19	222600	4	. Capscrew		222379	4	. . Capscrew
20	R13811037	12	. Capscrew	80	229449	1	. Kit, Split Flange
21	R13806980	9	. Flat Washer	81	23390	2	. Kit, Split Flange
22	224816	1	. Clamp		200604	4	. . Lockwasher
23	580438	1	. Tube, Charge Air		201621	4	. . Capscrew
24	578535	1	. Tube		203523	1	. . O-Ring
25	243488	4	. Connector		209539	2	. . Clamp Half
26	243489	8	. Clamp	82	580152	1	. Tube
27	203274	2	. Shutoff Valve	83	580052	1	. Tube
28	234884	8	. Capscrew	84	211791	5'	. Hose, Radiator
29	12930006	2	. Fitting	85	232881	8	. T-Bolt Clamp
30	00103342	16	. Flat Washer	86	202889	1	. Switch, Oil Press
31	219460	1'	. Hose, Radiator	87	211560	1	. Fitting
32	246987	1	. Fan, 40	88	214130	2	. Fitting
33	R13812516	10	. Lockwasher	89	580166	1	. Plateadapt
34	R13811079	6	. Capscrew	90	239938	2	. Fitting
35	224119	8	. Nut, Esna	91	243553	1	. Fitting
36	R13811148	2	. Capscrew	92	209406	4	. Fitting
37	R13811457	4	. Flat Washer	93	209752	1	. Fitting
38	224194	2	. Nut, Esna	94	206320	6'	. Hose, Bulk
39	R13811122	10	. Capscrew	95	202947	2	. Hose Clamp
40	R13042	6	. Flat Washer	96	579871	1	. Wire Harness, Ecm
41	R13809066	14	. Lockwasher	97	579872	1	. Wire Harness, Eng
42	* 247026	1	. Pump	98	580333	1	. Engine Configuration
43	* 247027	1	. Pump	99	R12968265	1	. Cap, Radiator
44	* 247028	1	. Pump	100	229944	1	. Fitting
45	539968	2	. Sleeve ,Pump	101	R238535	1	. Breather
46	240144	1	. Adapter, Pump	102	209571	2	. Fitting
47	240145	1	. Sleeve Assembly	103	209944	2	. Fitting
48	505499	1	. Gasket	104	R660407	1'	. Hose, Push-On
49	27360	1	. Gasket	105	R13803988	1	. Fitting
50	R13811077	4	. Capscrew	106	R1939857	2	. Bracket
51	R13811121	4	. Capscrew	107	209697	1	. Clamp
52	00120396	2	. Flat Washer	108	18522	1	. Fitting
53	201611	2	. Capscrew	109	237567	5	. Nut, Esna
54	205128	20	. Lockwasher	110	R13809440	2	. Capscrew
55	201615	12	. Capscrew	111	R13806927	2	. Lockwasher
56	201568	12	. Lockwasher	112	580486	1	. Spacer
57	578732	1	. Fitting	113	580487	1	. Spacer
58	223784	2	. Fitting				
59	14857	1	. Fitting				Continued On Sheet 3 of 4
60	217657	1	. Fitting				
61	211705	1	. Fitting				* See Separate Coverage
62	201458	1	. Fitting				

Item	Part No.	Qty	Description	Item	Part No.	Qty	Description
114	R13811045	1	. Capscrew	122	209706	1	. Clamp
115	R13801813	2	. Capscrew	123	203056	1	. Draincock
116	R13811075	12	. Capscrew	124	209505	1	. Fitting
117	223587	13	. Nut, Esna	125	580491	1	. Bar, Brace
118	R13811046	4	. Capscrew	126	580492	1	. Sleeve
119	209847	1	. Fitting	127	216037	2	. T-Bolt Clamp
120	209798	1	. Fitting	128	203541	2	. O-Ring
121	209506	1	. Fitting				

INSTALL WATER CONDITIONER AS SHOWN EXCEPT WHERE NOTED; REF: CAT 171-8960 COOLANT CONDITIONER GROUP IN "SHIPPED LOOSE" CRATE

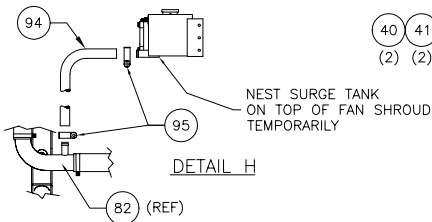
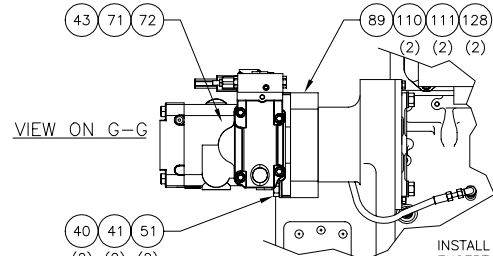
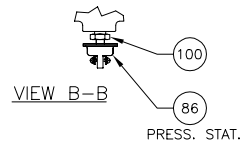
DETAIL F
HEATER SUPPLY, RETURN, COOLANT COND., BLOCK HEATER

HEATER SUPPLY
ASC 234540 IMMERSION HEATER REF: KIM HOTSTART CATV-151 IN "SHIPPED LOOSE" CRATE;
WIRE TIE 110 VAC CORDSET

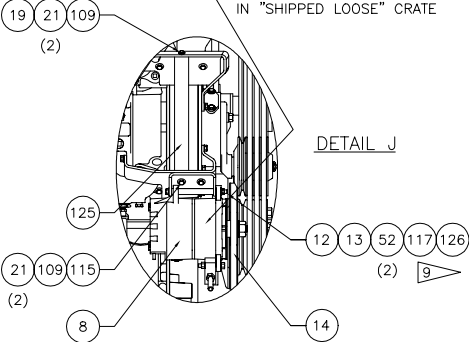
MAKE COOLANT CONDITIONER RETURN CONNECTION AS SHOWN. TYPICAL CAT INSTALLATION USES PORT WHERE HEATER SHUTOFF VALVE (ITEM 27) IS INSTALLED;

HEATER RETURN;

ROUTE COOLANT CONDITIONER LINE BEHIND OIL COOLER BONNET, CLAMP AS SHOWN;

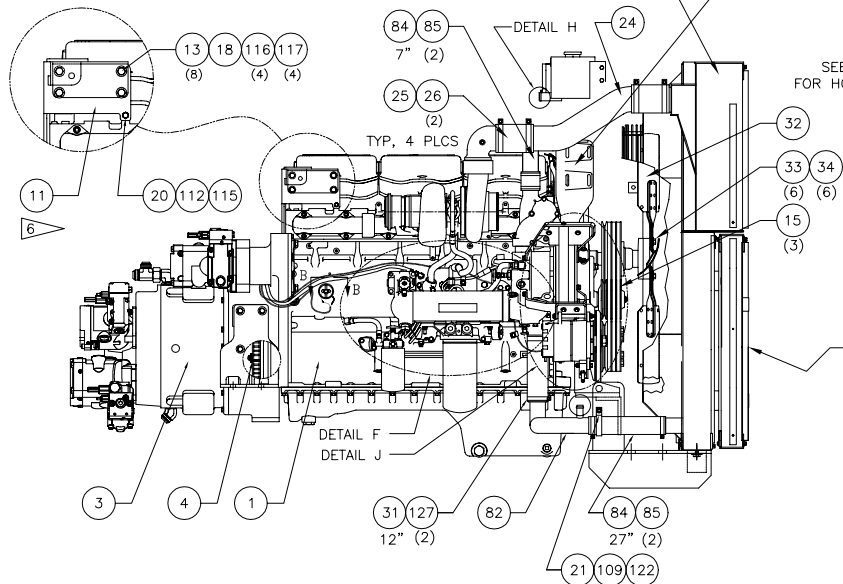


INSTALL ALTERNATOR AS SHOWN EXCEPT WHERE NOTED; REF: CAT 118-3419 MTG GROUP, ALTERNATOR, IN "SHIPPED LOOSE" CRATE



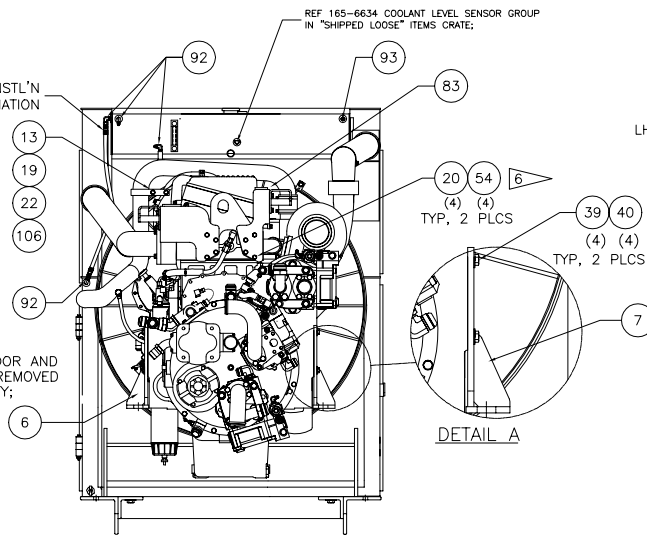
IF SHIPPED LOOSE AND NOT INSTALLED ON ENGINE, REFER TO CAT ACCESSORY GROUP 9E-4775 FOR INSTALLATION INFORMATION;

(SURGE TANK REMOVED)



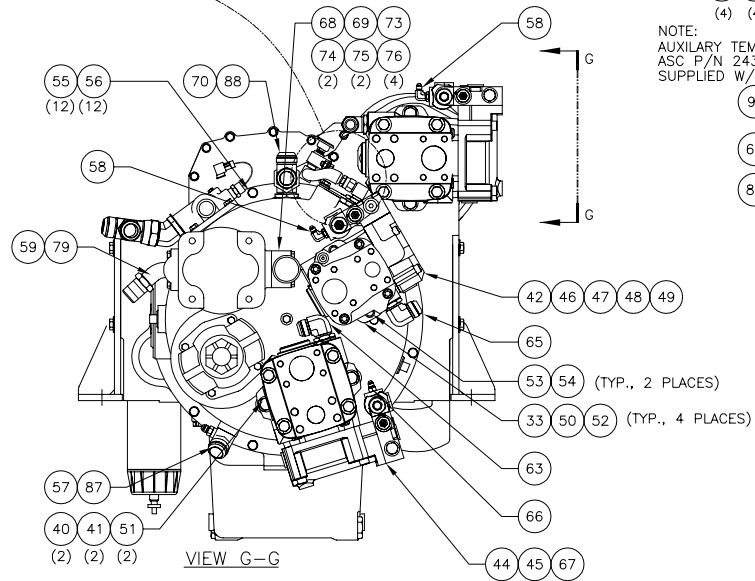
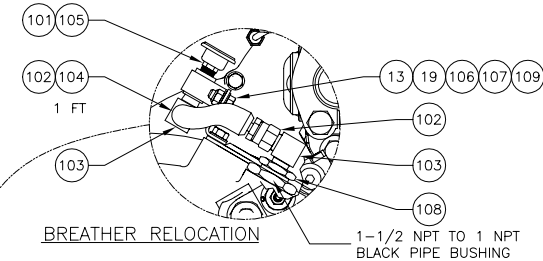
REF 165-6634 COOLANT LEVEL SENSOR GROUP IN "SHIPPED LOOSE" ITEMS CRATE;

SEE ENGINE INST'L N FOR HOSE INFORMATION



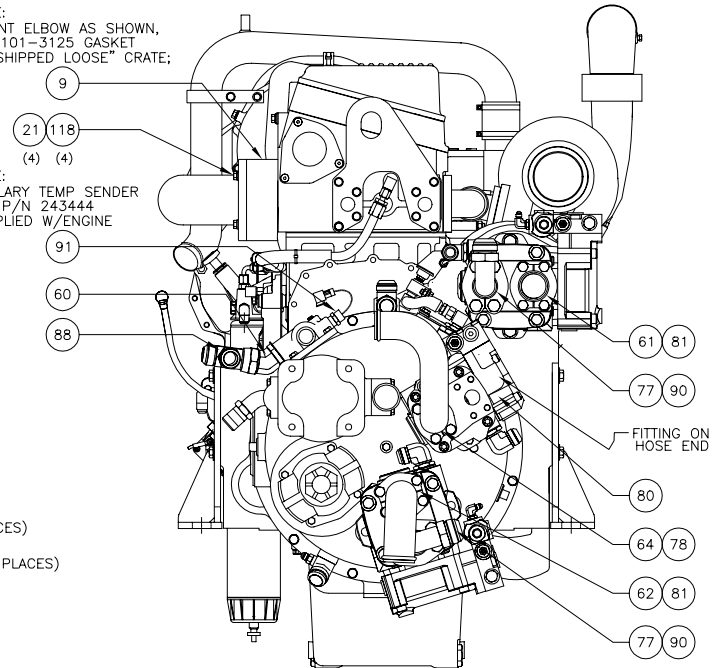
NOTES:

- 7 TYPICAL, BOTH ENDS, 2 PLACES;
- 8 BOLT & SPACER REPLACE BOLT ON CRANCASE VENT TUBE CLAMP;
- 9 ITEMS ARE USED IN PLACE OF 1/2"-NC HARDWARE IN CAT ALTERNATOR MTG;
- 10 CONTACT ENGINEERING TO SET ENGINE CONFIGURATION AT POWER-UP;

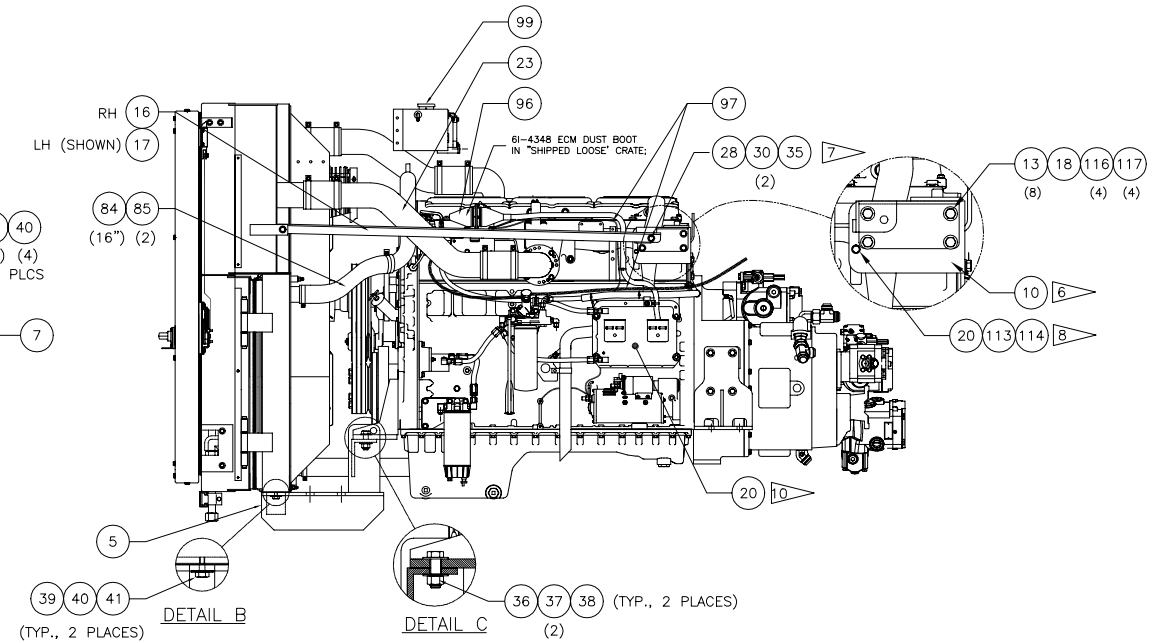


NOTE: ORIENT ELBOW AS SHOWN, CAT 101-3125 GASKET IN "SHIPPED LOOSE" CRATE;

NOTE: AUXILIARY TEMP SENDER ASC P/N 243444 SUPPLIED W/ENGINE



NOTE: UPPER RADIATOR BRACE SUPPORTS AND HARDWARE HAVE BEEN REMOVED FROM VIEW FOR CLARITY;



NOTES:

- 1) SEAL ALL OPEN PORTS WITH PLASTIC PLUGS, CAPS, OR TAPE.
- 2) REFER TO THE UNIT MASTER SHEET FOR THE CAB HEATER/AIR CONDITIONER PARTS LIST FOR CONTINUATION OF PLUMBING & INSTALLATION INFORMATION;
- 3) **CAUTION:** NO LINES OTHER THAN THE VENT LINES ARE TO BE PLUMBED TO THE TOP TANK OR ENGINE VENT PORTS. THESE LINES ARE NOT TO RISE ABOVE THE RADIATOR VENT PORTS OR HAVE ANY LOOPS THAT COULD TRAP AIR.
- 4) INSTALL PUMP (ITEM 15) WITH CASE DRAIN ORIENTED UP
- 5) FOR CLARITY, FITTINGS AND CONNECTIONS NOT SHOWN IN ALL VIEWS;
- 6) SUPPORT BRACKETS INSTALL OVER TOP OF LIFTING EYE BRACKET TO CLEAR CAM BORE PLUG ON BACK OF CYLINDER HEAD;