

Suggested Spares Guide L490S-137

Consumables, Approximate 1 Year Supply (calculated at 2000 hours/year)

Allied P/N	Description	Section in Parts Manual	Where Used	On-Hand Quantity (Recommended)	Order Quantity
219371	Hydraulic Oil			550 Gallons	
219374	Grease (chassis)			35 Lbs	
591654	Grease (driveline cross assemblies)			30 Lbs	
221340	Anti-Freeze, Premix 50/50			24 Gallons	
235720	Drive Axle Gear Oil			180 Lbs	
236077	Engine Oil			110 Gallons	
238206	Transmission Fluid			40 Gallons	
587565	Filter, Oil	2-1	589819	12	
587568	Filter, Fuel	2-1	589819	12	
258699	Filter Element, Cab Pressurizer	2-1	589819	1	
561169	Belt, Serpentine	2-1	589819	1	
256421	Belt, Serpentine	2-1	589819	1	
243458	Filter Element, Return	1-1	589681	8	
247429	Filter Element, Transmission	3-2	589668	4	
588191	Kit - Filter, Pressure	5-5	589733	12	
588192	Kit - Filter, Pressure	5-5	589732	4	
561168	Water Conditioner	2-1	561168	12	
258701	Element, Air Cleaner Assembly	2-5	258700	2	
258702	Safety Element, Air Cleaner Assembly	2-5	258700	2	
588188	Fuel/Water Separator Element	2-1	589819	1	
258774	Wiper Blade Assembly	7-1	591317	2	
590060	Disc, Brake	3-4	584897	22	
258799	Disc, Friction	3-4	584897	20	
238581	Disc, Brake	3-4	584897	22	

Suggested Spares Guide L490S-137

Electrical

Allied P/N	Description	Section in Parts Book	Where Used	Quantity on Machine	Order Quantity
587345	Fan, W/24V Motor	5-6	258300	1	
238891	Relay	7-3	258674	1	
205160	Tank Heater	5-6	550356	1	
550356	Hydraulic Tank Heater Assembly	5-6	552658	1	
22635	Diode, 1 Amp, 400V	3-2	578293	5	
259080	Floodlight	6-2	586167	2	
249693	Gauge, Engine Coolant	7-2	586437	1	
251325	Gauge, Engine Oil Pressure	7-2	586437	1	
259080	Floodlight	6-2	586913	4	
249803	Battery, 3.6 VDC	9-1	587003	1	
249694	Plug (Pvjr, 6-Way W/Resistor)	7-2	587924	1	
251326	Gauge, Voltmeter	7-2	587924	1	
254934	Gauge, Aux Oil Temp	7-2	587924	1	
254935	Gauge, Aux Oil Press	7-2	587924	1	
255254	Alarm, Audible	7-2	587924	1	
258707	Gauge, Fuel Level	7-2	587924	1	
588432	Green LED	7-2	587925	6	
588433	Yellow LED	7-2	587925	1	
586917	Gauge, Oil Temp	7-2	587926	1	
235217	Connector, Female		588899	11	
239161	Fan, Defroster		589053	1	
223062	Circuit Breaker, 2 Amp	7-2	589281	1	
223065	Circuit Breaker, 5 Amp	7-2	589281	2	
223067	Circuit Breaker, 15 Amp	7-2	589281	5	
223069	Circuit Breaker, 30 Amp	7-2	589281	1	
223377	Circuit Breaker, 20 Amp	7-2	589281	3	
22632	Relay	7-2	589281	2	
22635	Diode, 1 Amp, 400V	7-2	589281	3	
229301	Relay, Terminal Panel	7-2	589281	2	
229306	Circuit Breaker, 10 Amp	7-2	589281	7	
232908	Relay, Junction Box	7-2	589281	1	
232909	Socket - Relay	7-2	589281	1	
238891	Relay	7-2	589281	2	
259080	Floodlight	6-2	589679	4	
589053	Fan, Defroster	7-3	589680	1	
202889	Switch, Oil Pressure	2-1	589718	1	
200220	Battery, 12V	6-2	589723	2	
230729	Sending Unit, Fuel Level	6-2	589723	1	
249106	Battery Disconnect Switch	6-2	589723	1	

Suggested Spares Guide L490S-137

Electrical (Continued)

Allied P/N	Description	Section in Parts Book	Where Used	Quantity on Machine	Order Quantity
245334	Filter Indicator, Elec/Vis	5-1	589726	1	
22635	Diode, 1 Amp, 400V	7-3	589791	2	
207155	Ignition Switch	7-3	589814	1	
252418	Pedal Assy	7-3	589814	1	
259080	Floodlight	6-1	590890	1	
R19361	Alarm	6-1	590890	1	
259220	Horn, 24 Vdc	7-3	590951	1	
22632	Relay	6-2	590979	2	
238891	Relay	6-2	590979	2	
225649	Light, Red, Emergency Brake	7-3	590982	1	
234264	Control Unit, Park Brake	7-3	590982	1	
234736	Switch	7-3	590982	3	
236488	Switch	7-3	590982	1	
586918	Sender, Oil Temp	5-3	590983	1	
22632	Relay	7-2	591313	2	
22635	Diode, 1 Amp, 400V	7-2	591313	2	
232903	Power Converter	7-2	591313	1	
234736	Switch	7-2	591313	1	
234739	Switch	7-2	591313	1	
235217	Connector, Female	7-2	591313	69	
236488	Switch	7-2	591313	1	
237688	Switch	7-2	591313	6	
238891	Relay	7-2	591313	2	
239174	Switch	7-2	591313	2	
242950	Fuse, 1A, Junction Box	7-2	591313	26	
247209	Terminal Block	7-2	591313	5	
249692	Display Module	7-2	591313	1	
588431	Red LED	7-2	591313	2	
588432	Green LED	7-2	591313	6	
588433	Yellow LED	7-2	591313	2	
ELC7531010	Potentiometer	7-2	591313	1	
GAG0001133	Hour Meter	7-2	591313	1	
R10547	Buzzer	7-2	591313	1	
R13656	Switch	7-2	591313	2	
254962	Connector, ECM	7-1	591317	1	

Suggested Spares Guide L490S-137

Miscellaneous Parts / Seals

Allied P/N	Description	Section in Parts Book	Where Used	Quantity on Machine	Order Quantity
257364	O-Ring, Valve, Regulating		247461	1	
250147	Cap, Radiator	2-6	250335	1	
R235961	Gasket, Tandem Pump	3-2	256298	1	
206062	O-Ring	3-5	547331	2	
563667	Dipstick, Transmission		563666	1	
210099	O-Ring, Rim Assy		581022	2	
203498	O-Ring, Swivel Box Instl	8-1	581042	8	
203506	O-Ring, Swivel Box Instl	8-1	581042	2	
R12968265	Radiator Cap 15 PSI	2-6	581335	1	
581673	Dipstick, Engine Oil		581671	1	
212052	Fire Extinguisher	9-1	582769	2	
209073	O-Ring, Disc Brake, Wet	3-4	584897	8	
238578	Seal	3-4	584897	4	
238590	Oil Seal	3-4	584897	2	
203037	Molding, Locking Key (Window Molding)	7-1	586385	25	
258638	Molding, Self Lock, Window	7-1	586385	25	
586386	Glass, Front Windshield, Curved	7-1	586385	1	
586621	Glass, Rear Windshield	7-1	586385	1	
586622	Glass, Rear RH	7-1	586385	1	
586623	Glass, Rear LH	7-1	586385	1	
200268	Breather	3-4	586407	1	
240259	Kit, Seatbelt Hardware, Training Seat		589080	1	
237786	O-Ring, Valve, Pilot Control		589619	1	
249617	Bellows, Remote Control Valve		589616	1	
258685	Door Handle, Door Assy, Rh	7-1	589657	1	
586620	Glass, RH Door, Lower	7-1	589657	1	
258685	Door Handle, Door Assy, Lh	7-1	589658	1	

Suggested Spares Guide L490S-137
Miscellaneous Parts / Seals (Continued)

Allied P/N	Description	Section in Parts Book	Where Used	Quantity on Machine	Order Quantity
586618	Glass, LH Door, Lower	7-1	589658	1	
224222	Vibration Dampener, Superstructure Instl	7-1	589663	4	
563666	Dipstick, Transmission	3-2	589668	1	
555064	Gasket, Manhole Cover		589711	2	
562468	Gasket, Return Filter Cover Plate		589711	1	
226184	Gasket, Pump Mounting	2-1	589718	4	
237008	Shutoff Valve	2-1	589718	2	
27360	Gasket, Oil Fill Installation	2-1	589718	1	
505499	Gasket, Pump Mounting	2-1	589718	2	
224222	Vibration Dampener, Radiator Instl	2-6	589719	2	
252047	Seal, Flap	2-6	589719	9	
215733	Rubber Elbow (90°, 6" ID)	2-5	589720	2	
224226	Rubber Elbow (45°, 7" ID)	2-5	589720	2	
224354	Rubber Elbow (90°, 7"-6" ID)	2-5	589720	1	
228425	Rubber Elbow (45°, 7"-6" ID)	2-5	589720	2	
R1904878	Rubber Elbow (90°, 6" ID)	2-5	589720	3	
201005	Sealing Ring	3-4	589770	2	
208956	O-Ring, Axle Assy	3-4	589770	2	
218126	O-Ring, Axle Assy	3-4	589770	1	
240599	Ring Seal	3-4	589770	2	
240151	O-Ring, Seat Instl, W/ Rotation	7-3	589791	2	
211398	Drain Cock	8-1	590079	1	
224744	Breather, Hydraulic Tank	8-1	590079	1	
561108	Dipstick, Hydraulic Tank	8-1	590079	1	
227988	Filler/Breather, Fuel Tank	2-4	590866	1	
215096	Safety Belt	7-3	590982	1	
589080	Kit, Seatbelt Hardware, Operator's Seat	7-3	590982	1	

Suggested Spares Guide L490S-137

Safety Stock

Allied P/N	Description	Section in Parts Book	Where Used	Quantity on Machine	Order Quantity
21199	Valve, Flow Control	5-3	589675	2	
250637	Valve, Hoist & Tilt	5-3	589675	1	
587576	Valve, Holddown & Kickoff	5-3	589675	2	
590660	Transmission	3-2	580585	1	
256298	Converter	2-1	589718	1	
547338	Axle Shaft, Front	3-4	590070	2	
249162	Wheel End & Differential Kit, Front Axle	3-4	590070	1	
580700	Differential & Carrier Assembly, Front	3-4	249162	1	
211953	Planet Carrier Assembly, Front	3-4	249162	2	
589770	Axle Assembly, Rear	3-4	589669	1	
591130	Differential & Carrier Assembly, Rear	3-4	589770	1	
240602	Planet Carrier Assembly, Rear	3-4	589770	2	
240582	Axle Shaft, Rear	3-4	589770	2	
248963	Driveline Assembly	3-1	580303	1	
215403	. Cross Assembly	3-3	248963	2	
249020	Driveline Assembly	3-1	580303	1	
215403	. Cross Assembly	3-3	249020	2	
249303	Driveline Assembly	3-1	580303	1	
250089	. Yoke	3-3	249303	2	
249667	Driveline Assembly	3-1	580303	1	
250084	. Cross Assembly	3-3	249667	2	
249853	Driveline Assembly	3-1	580303	1	
250090	. Cross Assembly	3-3	249853	2	
249854	Driveline Assembly	3-1	580303	1	
215403	. Cross Assembly	3-3	249854	2	

Suggested Spares Guide L490S-137

Safety Stock (Continued)

Allied P/N	Description	Section in Parts Book	Where Used	Quantity on Machine	Order Quantity
586692	Driveline Assembly	7-3	589814	1	
587270	. Cross Assembly	7-3	586692	2	
526164	Cylinder Assembly, Holddown and Kickoff	8-1	589713	4	
558685	Cylinder Assembly, Hoist	5-4	W10390	2	
566290	Cylinder Assembly, Tilt	5-4	W10708	2	
576513	Cylinder Assembly, Steering	5-4	576503	2	
589113	Pump	2-1	589718	2	
589758	Pump	2-1	589718	1	
245617	Pump, Front	2-1	589718	2	
222452	Pump, Converter Charging	3-2	256298	1	
249635	Valve, Remote Steering	5-1	590987	1	
244409	Parking Brake Caliper	3-4	577281	1	
584897	Wet Disc Brake, Assembly	3-4	586407	2	
586775	Remote Control Valve	7-2	589378	1	
589619	Remote Control Valve	7-2	590981	1	
258300	Cooler, Hydraulic Oil	5-1	589726	1	
591165	Alternator, Engine	2-1	589819	1	
591166	Starter, Engine	2-1	589819	1	
591167	Water Pump, Engine	2-1	589819	1	
234990	Valve, Steering Flow Amplifier	5-3	590983	1	
232904	Valve, Module	3-2	578293	1	
245411	Accumulator	4-1	589722	1	
249309	Compressor, Engine	2-1	589718	1	

Bushings and Pins					
Allied P/N	Description	Section in Parts Book	Where Used	Quantity on Machine	Order Quantity
505568	Bushing, Barrel End, Hoist Cylinder	5-4	523068	4	
505880	Bushing, Cylinder Assembly, HD/KO	5-4	526155	8	
505206	Bushing, Cylinder Assembly, HD/KO	5-4	526162	8	
505609	Bushing, Cylinder Assembly, HD/KO	5-4	526164	4	
530484	Bushing, Chassis, Boom Mounting	8-1	536872	1	
530484	Bushing, Chassis, Boom Mounting	8-1	536873	1	
505574	Bushing, Cylinder Assembly, Tilt	5-4	538257	2	
533666	Bushing, Cylinder Assembly, Hoist	5-4	558685	2	
501571	Bushing, Kickoff	8-1	574516	2	
534117	Bushing, Kickoff	8-1	574516	4	
577088	Pin, Cylinder Assembly, Steering	5-4	576503	4	
505880	Bushing, Cylinder Assembly, Steering	5-4	576512	4	
505594	Bushing, Cylinder Assembly, Steering	5-4	576513	2	
505880	Bushing, Cylinder Assembly, Steering	5-4	576514	4	
501571	Bushing, Holddown	8-1	577104	2	
534117	Bushing, Holddown	8-1	577104	4	
577287	Pin, Parking Brake Installation	3-4	577281	2	
563163	Bushing, Swivel Box Installation	8-1	581042	2	
581537	Pin, Swivel Box Installation	8-1	581042	2	
538104	Bushing, Boom	8-1	589652	6	
589782	Pin, Boom	8-1	589652	1	
500418	Pin, Carriage, HD/KO Cylinder	8-1	589713	4	
519324	Bushing, Carriage, Tilt Cylinder	8-1	589713	2	
523107	Pin, Carriage, Boom	8-1	589713	1	
529405	Pin Assembly, Carriage, Tine	8-1	589713	2	
537642	Pin, Carriage, Tilt Cylinder	8-1	589713	1	
541616	Pin, Carriage, HD/KO Cylinder	8-1	589713	4	
573783	Pin Assembly, Carriage, HD/KO	8-1	589713	4	
239968	Bushing, Power Unit	2-1	589718	3	
505887	Pin, Cylinder Assembly, Hoist	5-4	W10390	2	
523052	Pin, Cylinder Assembly, Hoist	5-4	W10390	1	
522958	Pin, Cylinder Assembly, Tilt	5-4	W10708	2	
244024	Bushing	7-2	252418	2	
504652	Bushing	8-1	590079	8	

Tines and Arms					
Allied P/N	Description	Section in Parts Book	Where Used	Quantity on Machine	Order Quantity
526133	Tine	8-1	589713	2	
574516	Kickoff	8-1	589713	2	
577104	Holddown	8-1	589713	2	

Hose Kits					
Allied P/N	Description	Section in Parts Book	Where Used	Quantity on Machine	Order Quantity
590462	Hose Kit, Swivel Box Instl	8-1	581042	1	
591367	Hose Kit, Hyd Sys-Seat	5-1	586819	1	
590460	Hose Kit, Hyd Sys-Trans	3-2	589668	1	
590463	Hose Kit, Hyd Sys-Strg	5-1	589674	1	
590470	Hose Kit, Air Cond/Heater Instl	7-3	589680	1	
049-2409	Hose Kit, Hyd Sys-Boom	5-1	589682	8	
590468	Hose Kit, Hyd Sys, Seat To Bulkhead	5-1	589685	1	
209846	Hose Kit, Power Unit	2-1	589718	1	
590475	Hose Kit, Radiator Instl	2-6	589719	1	
240714	Hose Kit, Air Cleaner Instl	2-5	589720	1	
590474	Hose Kit, Hyd Sys-Brakes	4-1	589722	1	
590478	Hose Kit, Hyd Sys-Chassis	5-1	589726	1	
590479	Hose Kit, Hyd Sys-Carriage	5-1	589759	1	
590464	Hose Kit, Hyd Sys-Hoist & Tilt	5-1	590150	1	
590477	Hose Kit, Fuel System	2-4	590866	1	
590980	Hose Kit, Hyd Valves & Mtg Pl	5-3	590983	1	
234245	Hose Kit, Cab Assy	7-1	591317	16	

Suggested Spares Guide L490S-137

Bearings

Allied P/N	Description	Section in Parts Book	Where Used	Quantity on Machine	Order Quantity
201130	Bearing Cup, Cage & Cup, Pinion		251070	1	
251069	Bearing Cup, Cage & Cup, Pinion		251070	1	
203110	Bearing Cup, Converter	3-2	256298	1	
203110	Bearing Cup, Converter	3-2	256298	1	
212432	Bearing Cup, Converter	3-2	256298	1	
212434	Bearing Cone, Converter	3-2	256298	1	
212434	Bearing Cone, Converter	3-2	256298	1	
212448	Bearing Cone, Converter	3-2	256298	1	
212469	Bearing Cone, Converter	3-2	256298	1	
212470	Bearing Cup, Converter	3-2	256298	1	
212489	Bearing, Converter	3-2	256298	1	
212491	Bearing, Converter	3-2	256298	1	
212506	Bearing, Converter	3-2	256298	1	
212521	Bearing, Converter	3-2	256298	1	
204502	Spherical Bearing, Cyl Instl, Strg	5-4	576503	4	
248970	Bearing, Driveline Instl	3-1	580303	1	
249405	Bearing, Driveline Instl	3-1	580303	2	
200219	Bearing Cone, Swivel Box Instl	8-1	581042	2	
204605	Bearing Cup, Swivel Box Instl	8-1	581042	2	
201143	Bearing Cup, Axle W/Wet Disc Brakes	3-4	586407	0	
201148	Bearing Cone, Axle W/Wet Disc Brakes	3-4	586407	0	
216146	Bearing Cone, Axle W/Wet Disc Brakes	3-4	586407	0	
216147	Bearing Cup, Axle W/Wet Disc Brakes	3-4	586407	0	
240587	Bearing Cone, Axle Assy	3-4	589770	2	
240589	Bearing Cup, Axle Assy	3-4	589770	1	
240590	Bearing Cup, Axle Assy	3-4	589770	1	
240591	Bearing Cone, Axle Assy	3-4	589770	2	
243304	Bearing Cup, Seat Instl, W/ Rotation	7-3	589791	2	
243305	Bearing Cone, Seat Instl, W/ Rotation	7-3	589791	2	
201129	Bearing Cone, Differential Assy	3-4	591130	1	
201130	Bearing Cup, Differential Assy	3-4	591130	1	
251065	Bearing, Differential Assy	3-4	591130	1	
251066	Bearing Cone, Differential Assy	3-4	591130	2	
251067	Bearing Cup, Differential Assy	3-4	591130	2	
251068	Bearing Cone, Differential Assy	3-4	591130	1	
251069	Bearing Cup, Differential Assy	3-4	591130	1	


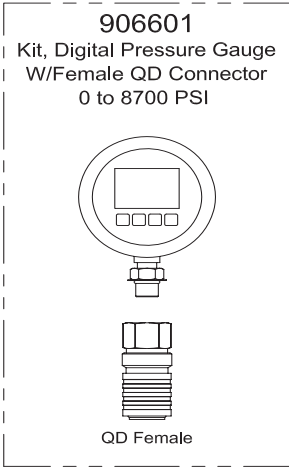
Suggested Spares Guide L490S-137

Rebuild Kits/Components

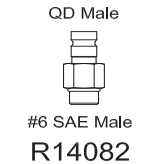
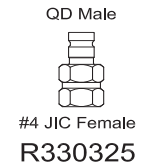
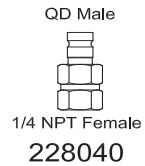
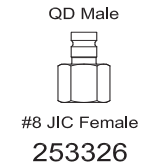
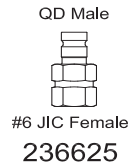
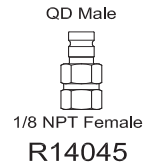
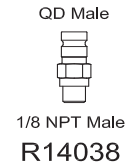
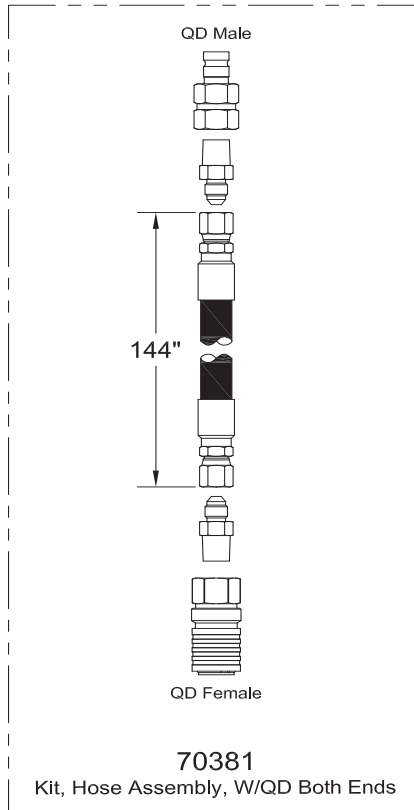
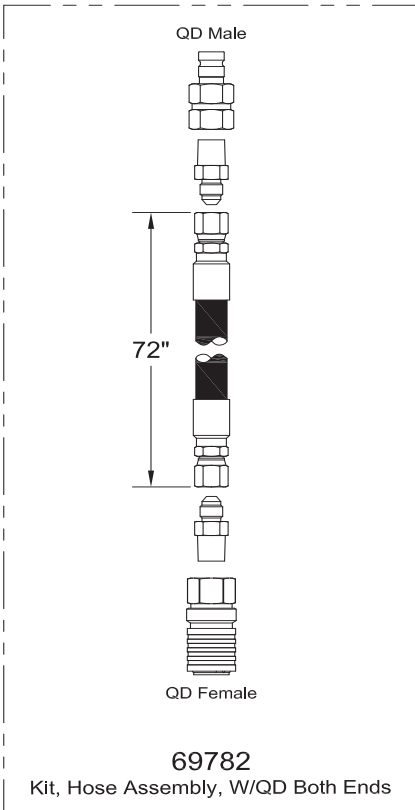
Allied P/N	Description	Section in Parts Book	Where Used	Quantity on Machine	Order Quantity
251100	Service Kit, Hoist & Tilt Valve	5-3	250637	1	
251101	Seal Kit, Hoist & Tilt Valve	5-3	250637	1	
251102	Seal Kit, Hoist & Tilt Valve	5-3	250637	1	
588312	Service Kit, Holddown & Kickoff Valve	5-3	587576	2	
583010	Service Kit, Transmission	3-2	591263	1	
570774	Service Kit, Converter	3-2	256298	1	
257100	Kit, Flexplate	2-1	589718	1	
214939	Gear & Hub Assy, Front Axle	3-4	249162	1	
211820	Cap Assy, Thrust, Front Axle	3-4	249162	1	
234545	Posi-torque Subassy, Front Axle	3-4	580700	1	
217706	Ring & Pinion Set, Differential, Front Axle	3-4	580700	1	
584264	Service Kit, Differential & Carrier, Front Axle	3-4	580700	1	
587562	Service Kit, Planet Carrier Assembly, Front Axle	3-4	211953	2	
223622	Cover Assy, Planet, Rear Axle	3-4	589770	1	
251147	Hub Assy, Wheel, Rear Axle	3-4	589770	1	
240601	Internal Gear & Hub Assembly, Rear Axle	3-4	589770	1	
219353	Ring & Pinion Set, Rear Axle	3-4	591130	1	
222994	Differential Subassembly, Rear Axle	3-4	591130	1	
591150	Service Kit, Differential & Carrier - Rear	3-4	222994	1	
591151	Service Kit, Differential Subassembly	3-4	222994	1	
591164	Service Kit, Planet Carrier Assembly - Rear	3-4	240602	2	
566400	Service Kit, Tilt Cylinder	5-4	538257	2	
566411	Service Kit, Steering Cylinder	5-4	576513	2	
566412	Service Kit, HD/KO Cylinder	5-4	526164	4	
566401	Service Kit, Hoist Cylinder	5-4	558685	2	
589734	Seal Kit, Pump	2-1	589113	1	
250728	Seal Kit, Pump	2-1	589758	1	
219353	Ring & Pinion Set - Rear	3-4	589770	1	
227240	Ring & Pinion Assembly Diff	3-4	589770	1	

Diagnostic Tools

Order from Allied Systems
Service Parts Department
503-625-2560.



69778
Multi-Meter, 12 Function
AC/DC Voltage & Current, Resistance,
Capacitance, Frequency, Type K & IR
Temperature, Diode/Continuity, Duty Cycle
Non-Contact InfraRed Thermometer
CAT III Test Leads
Type K Bead Wire Temp Probe



Tools

Allied P/N	Description	On-Hand Quantity (Recommended)	Order Quantity
226672	Breaker Tool, Radiator Tubes	1	
226671	Installation Tool, Radiator Tubes	1	
252920	Lube Brush, Seal & Tube End	1	
259069	Header Plate Hole Cleaning Brush	1	
243274	Accumulator Recharge Valve	1	
509574	Air Hose Kit	1	
537788	Spindle Nut Wrench	1	
588466	Socket Set; 3/8Dr 3/8 To 7/8 22PC	1	
588467	Socket Set; 1/2Dr 3/8 To 1-1/4 30PC	1	
588468	Socket Set; 3/4Dr 7/8 To 2-3/8 29PC	1	
588530	3/8DR 6mm-19mm 12 Point	1	
588529	1/2DR 10mm-26mm 12 Point	1	
588469	Wrench Set; 5/16 To 2-1/2 31PC	1	
588528	Wrench Set; 7mm-24mm, 18 PC	1	
588527	Hex Key Set; .025" To 5/8"	1	
588526	Hex Key Sets; .07mm-17mm, 15 PC	1	
556042	Wrench - Swivel Nut	1	

Diagnostic Tools

Allied P/N	Description	On-Hand Quantity (Recommended)	Order Quantity
906601	0 to 8700 PSI Digital Pressure Gauge W/QD Connector	1	
69778	Multi-Meter; 12 Function	1	
69782	Kit; 72" Hose Assembly W/QD on Both Ends	1	
70381	Kit; 144" Hose Assembly W/QD on Both Ends	1	
R14038	Fitting; QD Male x 1/8 NPT Male	1	
R14045	Fitting; QD Male x 1/8 NPT Female	1	
236625	Fitting; QD Male x #6 JIC Female	1	
253326	Fitting; QD Male x #8 JIC Female	1	
228040	Fitting; QD Male x 1/4 NPT Female	1	
R330325	Fitting; QD Male x #4 JIC Female	1	
R14040	Fitting; QD Male x #4 SAE Male	1	
R14082	Fitting; QD Male x #6 SAE Male	1	

Every 10 Hours / Daily

Shift Maintenance Checklist

Note general vehicle condition. Clear away all collected debris - steam clean if necessary. Check for mechanical damage and loose or leaking components. Report all faults to maintenance department. **Always refer to manufactures (e.g. engine, transmission, converter) maintenance manual before performing any maintenance.**

Before Starting Engine, Check the Following:				
Ref	Component	OK	NO	ADD
1	ENGINE (Check oil level - check for leaks)			
2	V-BELTS (Check tension - check for damage - change as required)			
3	HYDRAULIC TANK (Check oil level - check for leaks)			
4	RADIATOR & OIL COOLER (Check coolant level - check for leaks; are fins clean and unobstructed?)			
5	AIR CLEANER/INTAKE SYSTEM (Check indicator - clean / change element as required, empty dust cup, check for leaks / damage)			
6	ENGINE BELTS (Check for adjustment and wear)			
7	FUEL/WATER SEPERATOR (Drain)			
8	WHEELS & TIRES (Check condition and pressure)			
9	AIR TANK (Check drain valves for correct operation)			
10	LUBRICATE CHASSIS (Refer to lube chart)			
11	WALK AROUND INSPECTION OF STRUCTURE (Check welds, leaks, damaged components, etc...)			
12	FIRE SAFETY CHECK (Check for accumulated debris in engine compartment, etc)			
13	FIRE SUPPRESSION SYSTEMS (Verify certifications are current)			

After Starting Engine, Check the Following:				
Ref	Component	OK	NO	ADD
14	ENGINE (Does it sound normal?)			
15	INSTRUMENTS (Check for normal readings)			
16	CONTROLS (Check for normal operation)			
17	EXHAUST SYSTEM (Check for leaks and excessive smoke)			
18	TRANSMISSION (After warming to operation temp, check oil level - check for leaks)			
19	HYDRAULIC FILTERS (Check indicator - change element as required)			

Note Anything Abnormal or in Need of Repair:		
Component	Comments	
LIGHTS		
DEFROSTER		
REVERSE WARNING HORN		
HORN		
WINDSHIELD WIPERS		
HEATER		
AIR CONDITIONER		

OPERATOR _____
 SUPERVISOR _____
 DATE _____
 MODEL L490S
 SERIAL No 057137
 HOUR METER _____

First 50 Hours

Checklist

1	Check fluid levels - differentials, planetaries	OK <input type="checkbox"/>	Add <input type="checkbox"/>
2	Check hydraulic system - hoses, fittings	OK <input type="checkbox"/>	Repair <input type="checkbox"/>
3	Check battery - cables & connections	OK <input type="checkbox"/>	Repair <input type="checkbox"/>
4	Check all driveline capscrews - torque to spec. See service forms 80-1057 Torque Specification Chart & 80-627 Driveline Service.	OK <input type="checkbox"/>	No <input type="checkbox"/>
5	Check electrical system - lights, options, connections	OK <input type="checkbox"/>	No <input type="checkbox"/>
6	Check expander pins - torque to spec. (center hinge & steering cylinder pins)	OK <input type="checkbox"/>	No <input type="checkbox"/>
7	Check all pins, bushings and load bearing hardware	OK <input type="checkbox"/>	No <input type="checkbox"/>
8	Check accumulator pre-charge (if applicable)	OK <input type="checkbox"/>	No <input type="checkbox"/>

Consumables				
Allied P/N	Description	Section in Parts Book	Where Used	Quantity Required for this Interval
235720	Drive Axle Gear Oil			*As Required

*See manufacturer service manual

MECHANIC _____

SUPERVISOR _____

DATE _____

MODEL L490S _____

SERIAL No 057137 _____

HOUR METER _____

Every 50 Hours or Weekly

Checklist

1	Repeat the 10 hour check	OK <input type="checkbox"/>	No <input type="checkbox"/>
2	Check for fluid leaks - oil, fuel, water, transmission	OK <input type="checkbox"/>	Repair <input type="checkbox"/>
3	Check wheel lug nuts and studs mechanically - torque to spec	OK <input type="checkbox"/>	Repair <input type="checkbox"/>
4	Check battery electrolyte level	OK <input type="checkbox"/>	Add <input type="checkbox"/>
5	Lubricate chassis & driveline cross assemblies	OK <input type="checkbox"/>	No <input type="checkbox"/>
6	Record engine rpm	High _____	Low _____
7	Check for structural damage - inspect chassis & attachments for bending, cracking & broken welds	OK <input type="checkbox"/>	Repair <input type="checkbox"/>

Consumables

Allied P/N	Description	Section in Parts Book	Where Used	Quantity Required for this Interval
219374	Grease (for chassis)			As Required
591654	Grease (for driveline cross assemblies)			As Required
238206	Transmission Fluid			*As Required
219371	Hydraulic Oil			As Required
235720	Drive Axle Gear Oil			*As Required
236077	Engine Oil			*As Required

*See manufacturer service manual

MECHANIC _____

SUPERVISOR _____

DATE _____

MODEL L490S _____

SERIAL No 057137 _____

HOUR METER _____

Every 250 Hours or Monthly

Checklist

1	Repeat the 50 hour check	OK <input type="checkbox"/>	No <input type="checkbox"/>
2	Take engine oil sample for analysis	OK <input type="checkbox"/>	No <input type="checkbox"/>
3	Change engine oil & filters	OK <input type="checkbox"/>	No <input type="checkbox"/>
4	Check axle differential oil level	OK <input type="checkbox"/>	Add <input type="checkbox"/>
5	Change fuel filters	OK <input type="checkbox"/>	Add <input type="checkbox"/>
6	Check axle planetary oil level	OK <input type="checkbox"/>	Add <input type="checkbox"/>
7	Change water treatment element	OK <input type="checkbox"/>	No <input type="checkbox"/>
8	Check all hydraulic pressures and record	OK <input type="checkbox"/>	No <input type="checkbox"/>
9	Check fire suppression actuator	OK <input type="checkbox"/>	No <input type="checkbox"/>
10	Inspect brake system & components	OK <input type="checkbox"/>	No <input type="checkbox"/>
11	Check and adjust the parking brake (if required)	OK <input type="checkbox"/>	No <input type="checkbox"/>

Consumables				
Allied P/N	Description	Section in Parts Book	Where Used	Quantity Required for this Interval
236077	Engine Oil			*As Required

*See manufacturer service manual

MECHANIC _____

SUPERVISOR _____

DATE _____

MODEL L490S _____

SERIAL No 057137 _____

HOUR METER _____

Every 500 Hours or Quarterly

Checklist

1	Repeat the 250 hour check	OK <input type="checkbox"/>	No <input type="checkbox"/>
2	Change Hydraulic filters (clean hydraulic oil strainers)	OK <input type="checkbox"/>	No <input type="checkbox"/>
3	Change Transmission filters	OK <input type="checkbox"/>	No <input type="checkbox"/>
4	Take oil samples from transmission, axle, and hydraulic system for analysis	OK <input type="checkbox"/>	No <input type="checkbox"/>
5	Check Accumulator pre-charge pressure	OK <input type="checkbox"/>	No <input type="checkbox"/>
6	Check expander pins - torque to spec. (center hinge & steering cylinder pins)	OK <input type="checkbox"/>	No <input type="checkbox"/>

Consumables

Allied P/N	Description	Section in Parts Book	Where Used	Quantity Required for this Interval
243458	Filter Element, Return			2
247429	Filter Element, Transmission			1
588191	Kit - Filter, Pressure			3
588192	Kit - Filter, Pressure			1

*See manufacturer service manual

MECHANIC _____

SUPERVISOR _____

DATE _____

MODEL L490S _____

SERIAL No 057137 _____

HOUR METER _____

Every 1,000 Hours or Semi-Annually

Checklist

1	Repeat the 500 hour check	OK <input type="checkbox"/>	No <input type="checkbox"/>
2	Change transmission oil	OK <input type="checkbox"/>	No <input type="checkbox"/>
3	Clean and flush cooling system	OK <input type="checkbox"/>	No <input type="checkbox"/>
4	Check pins and bushings for wear	OK <input type="checkbox"/>	No <input type="checkbox"/>
5	Steam clean machine, inspect for structural cracks	OK <input type="checkbox"/>	No <input type="checkbox"/>
6	Drivelines - See service form 80-627, Driveline Service & Maintenance.	OK <input type="checkbox"/>	No <input type="checkbox"/>
7	Have ANSUL representative inspect and recertify fire suppression system	OK <input type="checkbox"/>	No <input type="checkbox"/>

Consumables

Allied P/N	Description	Section in Parts Book	Where Used	Quantity Required for this Interval
238206	Transmission Fluid			*As Required

*See manufacturer service manual

MECHANIC _____
 SUPERVISOR _____
 DATE _____
 MODEL L490S _____
 SERIAL No 057137 _____
 HOUR METER _____

Every 2,000 Hours or Annually

Checklist

1	Repeat the 1,000 hour check	OK <input type="checkbox"/>	No <input type="checkbox"/>
2	Drain, flush and fill differential	OK <input type="checkbox"/>	No <input type="checkbox"/>
3	Drain, flush and fill planetaries	OK <input type="checkbox"/>	No <input type="checkbox"/>
4	Change hydraulic oil	OK <input type="checkbox"/>	No <input type="checkbox"/>
5	Check wheel bearing preload and adjust if necessary	OK <input type="checkbox"/>	No <input type="checkbox"/>
6	Have Allied representative inspect machine (annually)	OK <input type="checkbox"/>	No <input type="checkbox"/>

Consumables

Allied P/N	Description	Section in Parts Book	Where Used	Quantity Required for this Interval
235720	Drive Axle Gear Oil			*As Required
219371	Hydraulic Oil			As Required

*See manufacturer service manual

MECHANIC _____

SUPERVISOR _____

DATE _____

MODEL L490S _____

SERIAL No 057137 _____

HOUR METER _____

Every 3,000 Hours

Checklist

1	Drivelines - Inspect slip splines for wear (backlash). See service form 80-627, Driveline Service & Maintenance.	OK <input type="checkbox"/>	No <input type="checkbox"/>
---	--	-----------------------------	-----------------------------

MECHANIC _____
SUPERVISOR _____
DATE _____
MODEL L490S _____
SERIAL No 057137 _____
HOUR METER _____

Major Overhaul

Checklist

1	Replace all hydraulic hoses	OK <input type="checkbox"/>	No <input type="checkbox"/>
2	Rebuild drive axle	OK <input type="checkbox"/>	No <input type="checkbox"/>
3	Perform Non-Destructive Testing (NDT) on axle spindles and axle extension mount ring. Mark and rotate spindle 90°.	OK <input type="checkbox"/>	No <input type="checkbox"/>
4	Rebuild hydraulic cylinders	OK <input type="checkbox"/>	No <input type="checkbox"/>
5	Rebuild hydraulic valves	OK <input type="checkbox"/>	No <input type="checkbox"/>
6	Rebuild transmission	OK <input type="checkbox"/>	No <input type="checkbox"/>
7	Rebuild torque converter	OK <input type="checkbox"/>	No <input type="checkbox"/>

Consumables

Allied P/N	Description	Section in Parts Book	Where Used	Quantity Required for this Interval
251100	Service Kit, Hoist & Tilt Valve	5-3	250637	1
251101	Seal Kit, Hoist & Tilt Valve	5-3	250637	1
251102	Seal Kit, Hoist & Tilt Valve	5-3	250637	1
588312	Service Kit, Holddown & Kickoff Valve	5-3	587576	2
583010	Service Kit, Transmission	3-2	247471	1
570774	Service Kit, Converter	3-2	256298	1
257100	Kit, Flexplate	2-1	589718	1
584264	Service Kit, Differential & Carrier - Front	3-4	580700	1
587562	Service Kit, Planet Carrier Assembly - Front	3-4	211953	2
591150	Service Kit, Differential & Carrier - Rear	3-4	22294	1
591151	Service Kit, Differential Subassembly	3-4	222994	1
591164	Service Kit, Planet Carrier Assembly - Rear	3-4	240602	2
566400	Service Kit, Tilt Cylinder		538257	2
566411	Service Kit, Steering Cylinder	5-4	576513	2
566412	Service Kit, HD/KO Cylinder	5-4	526164	4
566401	Service Kit, Hoist Cylinder	5-4	558685	2
589734	Seal Kit, Pump	2-1	589113	1
250728	Seal Kit, Pump	2-1	589758	1
240714	Hose Kit; Air Cleaner Installation	2-5	589720	1
209846	Hose Kit; Power Unit	2-1	589718	1 FT
590477	Hose Kit; Fuel System	2-4	587329	1
590475	Hose Kit; Radiator Installation	2-6	587719	1

MECHANIC _____

SUPERVISOR _____

DATE _____

MODEL L490S _____

SERIAL No 057137 _____

HOUR METER _____

Major Overhaul**Consumables**

Allied P/N	Description	Section in Parts Book	Where Used	Quantity Required for this Interval
590460	Hose Kit; Transmission Circuit	3-2	589668	1
590474	Hose Kit; Hydraulic System - Brakes	4-1	589722	1
590462	Hose Kit; Swivel Box Installation	8-1	581042	1
590463	Hose Kit; Hydraulic System - Steering	5-1	589674	1
590464	Hose Kit; Hydraulic System - Hoist & Tilt	5-1	590150	1
590465	Hose Kit; Valve Module	5-3	589675	1
590478	Hose Kit; Hydraulic System - Chassis	5-1	589726	1
590479	Hose Kit; Hydraulic System - Carriage	5-1	589759	1
590468	Hose Kit; Hydraulic System - Seat to Bulkhead	5-1	589685	1
590469	Hose Kit; Hydraulic System - Seat	5-1	589610	1
590470	Hose Kit; Air Cond/Heater/Comp	7-3	589680	1
049-2409	Hose Kit; Hydraulic System - Boom	5-1	589682	8

MECHANIC _____

SUPERVISOR _____

DATE _____

MODEL L490S _____

SERIAL No 057137 _____

HOUR METER _____