

## Suggested Spares Guide L490S-132

### Consumables, Approximate 1 Year Supply (calculated at 2000 hours/year)

Allied P/N	Description	Section in Parts Manual	Where Used	On-Hand Quantity (Recommended)	Order Quantity
219371	Hydraulic Oil			550 Gallons	
219374	Grease			35 Lbs	
221340	Anti-Freeze, Premix 50/50			35 Gallons	
235720	Drive Axle Gear Oil			180 Lbs	
236077	Engine Oil			110 Gallons	
238206	Transmission Fluid			40 Gallons	
225544	V-Belt, Fan Drive	2-7	576988	2	
230582	V-Belt	2-7	572690	1	
234899	V-Belt	2-1	569673	1	
587568	Filter, Fuel	2-1	243818	12	
225549	Filter, Fuel	2-1	243818	12	
225550	Filter, Oil	2-1	243818	12	
590597	Element, Coolant Conditioner	2-1	243818	12	
217617	Safety Element, Air Cleaner Assembly	2-5	224214	2	
224319	Primary Element, Air Cleaner Assembly	2-5	224214	4	
215087	Filter Element	5-5	210092	4	
570245	Service Kit, 100 GPM HP Filter	5-5	228201	12	
233025	Air Filter, Cab	7-1	576357	2	
248520	Wiper Blade - OS	7-3	579755	2	
230924	Wiper Blade - OS	7-3	W10822	2	
219520	Cartridge & Seal Kit - Transmission Filter	3-2	219271	4	
236397	Brake Lining	3-4	570733	8	

## Suggested Spares Guide L490S-132

### Electrical

Allied P/N	Description	Section in Parts Book	Where Used	Quantity on Machine	Order Quantity
200220	Battery, 12V	6-2	572174	2	
202889	Switch, Oil Pressure	2-1	576988	1	
702152	Light, Dome		572382	1	
229811	. Bulb, 24V		702152	1	
207155	Ignition Switch	7-2	570404	1	
214001	Switch	7-2	570404	1	
217624	Relay, Auto O/Ride	6-2	576802	1	
218755	Horn, Reverse Alarm	6-1	570164	1	
220915	Heater, Engine Block	2-7	572949	1	
220917	Thermostat Control, Heater, Engine Block	2-7	572949	1	
220987	Switch	4-1	576739	1	
223062	Circuit Breaker	6-2	576009	2	
223065	Circuit Breaker	6-2	576009	2	
223067	Circuit Breaker	6-2	576009	4	
223069	Circuit Breaker	6-2	576009	1	
223377	Circuit Breaker	6-2	576009	1	
224299	Master Switch	6-2	572174	1	
225169	Switch	6-2	576009	1	
225649	Light, Red, Emergency Brake	7-2	575682	2	
225649	Light, Red, Emergency Brake	7-2	570404	1	
226988	Switch	7-2	577680	2	
229301	Relay, Terminal Panel	6-2	576009	2	
229306	Circuit Breaker	6-2	576009	5	
229811	Bulb, 24V, Dome Light		702152	1	
230375	Windshield Wiper Motor	7-3	576663	1	
230375	Windshield Wiper Motor	7-3	W10822	1	
230729	Sending Unit, Fuel Level	6-2	572174	1	
230886	Bulb, 24VDC, Emergency Brake	7-2	575682	2	
230886	Bulb, 24VDC, Emergency Brake	7-2	570404	1	
231341	Lamp, Flood, 24V	6-2	569147	2	
231341	Lamp, Flood, 24V	6-1	570164	1	
231341	Lamp, Flood, 24V		569149	2	
231341	Lamp, Flood, 24V	6-2	570166	2	
232903	Power Converter	6-2	576009	1	
232908	Relay, Junction Box	6-2	576802	1	
232908	Relay, Junction Box	6-2	576009	1	
232909	Socket - Relay	6-2	576009	1	
232909	Socket - Relay	6-2	576802	1	
233071	Lamp, Halogen Head Light, 24vdc	6-2	569156	4	

## Suggested Spares Guide L490S-132

### Electrical (Continued)

Allied P/N	Description	Section in Parts Book	Where Used	Quantity on Machine	Order Quantity
234183	Alternator	2-1	576988	1	
234509	Cover, Blank	7-2	575682	3	
234736	Switch	7-2	575682	7	
234739	Switch	7-2	575682	1	
235217	Connector, Female		570650	9	
235217	Connector, Female		575677	28	
235217	Connector, Female		575672	25	
235217	Connector, Female		575679	20	
236489	Switch	7-2	575682	2	
236502	Lamp, Pilot	7-2	575682	3	
236503	Lens, Red	7-2	575682	4	
236504	Lens, Green	7-2	575682	2	
236507	Lens, Rotary Beacon	7-2	575682	1	
237688	Switch	7-2	575682	1	
238536	Compressor	2-7	572690	1	
239161	Fan, Defroster	7-1	576357	1	
239161	Fan, Defroster	7-3	573463	1	
239174	Switch	7-2	572858	2	
242436	Gauge, Water Temperature	7-2	575682	1	
242437	Gauge, Converter Temp	7-2	575682	1	
242438	Gauge, Oil Pressure	3-2	576992	1	
242438	Gauge, Oil Pressure	7-2	575682	2	
242439	Gauge, Voltmeter	7-2	575682	1	
242462	Sender, Water Temp	2-1	576988	1	
242463	Sending Unit, Oil Temp	2-1	576988	1	
242485	Gauge, Hourmeter	7-2	575682	1	
242486	Gauge, Tach	7-2	575682	1	
242487	Gauge, Transmission Pressure	7-2	575682	1	
242488	Gauge, Air Pressure	7-2	575682	1	
242491	Gauge, Fuel Level	7-2	575682	1	
550356	Hydraulic Tank Heater Assembly	5-6	552658	1	
587175	Cord Assy	5-6	550356	6	
702152	Light, Dome	7-1	576357	1	
R10547	Buzzer	6-2	576009	1	
R10547	Buzzer	7-2	575682	1	
240922	Motor F/Remote Condenser	7-3	240063	2	

### Suggested Spares Guide L490S-132

#### Miscellaneous Parts / Seals

Allied P/N	Description	Section in Parts Book	Where Used	Quantity on Machine	Order Quantity
200326	Molding, Self Lock (Window Molding)	7-1	576357	60	
200326	Molding, Self Lock (Window Molding)	7-1	572038	29.4 FT	
203037	Molding, Locking Key (Window Molding)	7-1	572039	29.4 FT	
203037	Molding, Locking Key (Window Molding)	7-1	576357	60	
203443	O-Ring		11759	11	
203446	O-Ring	3-2	576992	1	
203446	O-Ring	Various	11740	23	
203453	O-Ring	2-3	572915	1	
203506	O-Ring	8-1	576360	2	
203516	O-Ring	5-1	566611	2	
203516	O-Ring	5-3	569706	1	
203516	O-Ring		11767	8	
203516	O-Ring	5-1	576994	1	
203516	O-Ring	3-2	576992	1	
203516	O-Ring		11767	1	
203519	O-Ring	3-2	576992	3	
203519	O-Ring	5-1	566611	2	
203519	O-Ring	5-3	569706	2	
203519	O-Ring	2-1	576988	1	
203519	O-Ring		12721	4	
203519	O-Ring	5-1	576994	3	
206062	O-Ring	3-5	547331	2	
208234	Rubber Elbow (90°, 7" ID)	2-5	574502	3	
209660	O-Ring	5-3	569706	4	
209743	O-Ring	5-3	569706	3	
210099	O-Ring		581022	2	
211398	Drain Cock	2-1	576988	1	
215096	Safety Belt	7-1	576995	1	
215360	Cable - Quick Start	7-3	576989	1	
224174	Pedal - Throttle	7-2	577680	1	
227988	Filler/Breather, Fuel Tank	2-4	566513	1	
231114	Weatherstrip, Cab Group	7-1	576357	44	
231800	Seat Suspension	7-1	576995	1	
232860	Cap, Radiator	2-6	239917	1	
237296	Blade, Wiper	7-3	576663	2	
240259	Kit, Seatbelt Hardware, Training Seat	7-1	576995	1	
250669	Seal, Bottom (Radiator)	2-6	253329	145	
250670	Seal, Top (Radiator)	2-6	253329	145	

## Suggested Spares Guide L490S-132

### Miscellaneous Parts / Seals

Allied P/N	Description	Section in Parts Book	Where Used	Quantity on Machine	Order Quantity
235038	Weather Strip	7-1	572038	5.5 FT	
236397	Brake Lining	3-4	570733	8	
243938	Assembly, Air Horn	7-1	576357	1	
253333	Tube, V-Fin (Radiator)	2-6	253329	145	
503407	Dipstick - Hydraulic Oil		577033	1	
505499	Gasket, Pump Mounting	2-1	576988	2	
506669	Gasket, Pump Mounting	2-1	576988	2	
559079	Dipstick, Engine Oil		576918	1	
563666	Dipstick, Transmission	3-2	576992	1	
563667	Dipstick, Transmission		563666	1	
57597W	O-Ring		566411	2	
240599	Ring Seal	3-4	243270	2	
201005	Sealing Ring	3-4	243270	2	
208956	Sealing Ring	3-4	243270	2	
240586	Hub Seal	3-4	243270	2	
200751	Breather	3-4	243270	1	
218126	Sealing Ring	3-4	243270	2	
218266	Elbow, Rubber	2-5	574502	2	
551533	Gasket, Chassis	8-1	577032	1	
551549	Gasket, Chassis	8-1	577032	1	
211610	Breather	8-1	577032	1	
230669	Valve	5-3	566303	2	
234209	Valve - Check	5-1	574353	1	
238547	Valve - Compressor	7-3	576989	1	
238548	Valve - Compressor	7-3	576989	1	
237237	Valve, Control	5-1	576996	1	
204904	Gauge, Fuel	8-1	577032	1	
576019	Windshield - OS	7-2	576357	1	
R10664	O-Ring	7-3	576989	2	

## Suggested Spares Guide L490S-132

### Safety Stock

Allied P/N	Description	Section in Parts Book	Where Used	Quantity on Machine	Order Quantity
21199	Valve, Flow Control	5-1	574507	2	
229439	Valve, Hoist & Tilt	5-3	569706	1	
234082	Valve, Flow Amplifier	5-3	569706	1	
566303	Valve, Holddown & Kickoff	5-3	569706	2	
219271	Filter Assembly, Transmission	3-2	576992	1	
210092	Filter Assembly, Hydraulic, Chassis Hyd System	5-1	576994	2	
228201	Filter Assembly - High Pressure - 100 GPM	5-1	576994	3	
220326	Air Cylinder Assembly - Fire Suppression System	9-1	561627	2	
526164	Cylinder Assembly, Holddown and Kickoff	8-1	576987	4	
558685	Cylinder Assembly, Hoist	5-4	W10390	2	
576513	Cylinder Assembly, Steering	5-4	576503	2	
566290	Cylinder Assembly, Tilt	5-4	W10708	2	
243513	Pump	2-1	576988	1	
229005	Pump, Tandem	2-1	576988	1	
239530	Transmission	3-2	573256	1	
239794	Converter	2-1	576988	1	
248963	Driveline Assembly (Replaces 242324)	3-1	576993	1	
250084	. Cross Assembly (Replaces 243456)	3-1	248963	2	
249014	Driveline Assembly (Replaces 242965)	3-1	576993	1	
215403	. Cross Assembly (Replaces 243456)	3-1	249014	2	
249025	Driveline Assembly (Replaces 243560)	3-1	576993	1	
250090	. Cross Assembly (Replaces 240417)	3-1	576993	2	
249020	Driveline Assembly (Replaces 243568)	3-1	576993	1	
215403	. Cross Assembly (Replaces 243456)	3-1	243568	2	
576876	Driveline Assembly	3-1	576993	1	
243456	. Cross Assembly	3-1	576876	1	
575056	Driveline Assembly	3-1	576993	1	
239696	Wheel End & Differential Kit, Front Axle	3-4	W11032	1	
240438	Differential & Carrier Assembly, Front Axle	3-4	239696	1	
211953	Planet Carrier Assembly, Front Axle	3-4	239696	2	
243270	Axle Assy, Rear Axle	3-4	576367	1	
576705	Differential & Carrier Assembly, Rear Axle	3-4	243270	1	
240602	Planet Carrier Assembly, Rear Axle	3-4	243270	2	
547338	Axle Shaft, Front	3-4	W11032	2	
240582	Axle Shaft - Rear	3-4	243270	2	
234183	Alternator, Engine	2-1	576988	1	
590503	Starter, Engine	2-1	243818	1	
590505	Water Pump, Engine	2-1	243818	1	
590506	Compressor, Engine	2-1	243818	1	
238534	Drier - Receiver	7-3	576989	1	
216891	Shoe & Lining - Parking Brake	3-4	201087	2	

## Suggested Spares Guide L490S-132

### Bushings and Pins

Allied P/N	Description	Section in Parts Book	Where Used	Quantity on Machine	Order Quantity
212290	Bushing, Transmission,	3-2	239530	1	
505568	Bushing, Barrel End, Hoist Cylinder	5-4	523068	4	
504652	Bushing, Battery Box Tray	8-2	523870	8	
505880	Bushing, Cylinder Assembly, HD/KO	5-4	526155	8	
505206	Bushing, Cylinder Assembly, HD/KO	5-4	526162	8	
505609	Bushing, Cylinder Assembly, HD/KO	5-4	526164	4	
530484	Bushing, Chassis, Boom Mounting	8-1	536872	1	
530484	Bushing, Chassis, Boom Mounting	8-1	536873	1	
505574	Bushing, Cylinder Assembly, Tilt	5-4	538257	2	
504652	Bushing, Battery Box Installation	8-2	551550	8	
533666	Bushing, Cylinder Assembly, Hoist	5-4	558685	2	
504652	Bushing, Shift Lever	7-2	567582	2	
560195	Pin, Rear Axle Disconnect Controls	7-2	567739	1	
243714	Bushing, Alternator Bracket	2-7	569673	1	
538104	Bushing, Boom	8-1	570709	6	
557648	Pin, Boom	8-1	570709	1	
519324	Bushing, Carriage, Tilt Cylinder	8-1	575610	2	
563163	Bushing, Swivel Box Installation	8-1	576360	2	
566851	Pin, Swivel Box Installation	8-1	576360	2	
577088	Pin, Cylinder Assembly, Steering	5-4	576503	4	
505880	Bushing, Cylinder Assembly, Steering	5-4	576512	4	
505594	Bushing, Cylinder Assembly, Steering	5-4	576513	2	
505880	Bushing, Cylinder Assembly, Steering	5-4	576514	4	
519324	Bushing, Carriage, Tilt Cylinder	8-1	576987	1	
523107	Pin, Carriage, Boom	8-1	576987	1	
526294	Pin Assembly, Carriage, Tine	8-1	576987	2	
534117	Bushing, Carriage, HD	8-1	576987	4	

## Suggested Spares Guide L490S-132

### Bushings and Pins

Allied P/N	Description	Section in Parts Book	Where Used	Quantity on Machine	Order Quantity
534117	Bushing, Carriage, KO	8-1	576987	4	
537642	Pin, Carriage, Tilt Cylinder	8-1	576987	1	
541616	Pin, Carriage, KO Cylinder	8-1	576987	4	
573783	Pin Assembly, Carriage, HD/KO	8-1	576987	4	
500418	Pin, Carriage, HD/KO Cylinder	8-1	576987	4	
501571	Bushing, Kickoff	8-1	576987	2	
501571	Bushing, Holddown	8-1	576987	2	
505887	Pin, Cylinder Assembly, Hoist	5-4	W10390	2	
523052	Pin, Cylinder Assembly, Hoist	5-4	W10390	1	
522958	Pin, Cylinder Assembly, Tilt	5-4	W10708	2	

### Tines and Arms

Allied P/N	Description	Section in Parts Book	Where Used	Quantity on Machine	Order Quantity
526133	Tine	8-1	576987	2	
577104	Holddown	8-1	576987	2	
574516	Kickoff	8-1	576987	2	

### Bearings

Allied P/N	Description	Section in Parts Book	Where Used	Quantity on Machine	Order Quantity
212506	Bearing, Converter	2-1	239794	1	
214844	Bearing Cap, Converter	2-1	239794	1	
212469	Bearing Cone, Converter	2-1	239794	1	
236879	Bearing Cone, Converter	2-1	239794	1	
212448	Bearing Cone, Converter	2-1	239794	1	
236879	Bearing Cone, Converter	2-1	239794	1	
236878	Bearing Cup, Converter	2-1	239794	1	
212470	Bearing Cup, Converter	2-1	239794	1	
212432	Bearing Cup, Converter	2-1	239794	1	
236878	Bearing Cup, Rear, Converter	2-1	239794	1	
212521	Bearing, Converter	2-1	239794	1	
212489	Bearing, Converter	2-1	239794	3	
234905	Bearing, Converter	2-1	239794	3	



## Suggested Spares Guide L490S-132

<b>Bearings</b>					
Allied P/N	Description	Section in Parts Book	Where Used	Quantity on Machine	Order Quantity
217526	Bearing, Transmission	3-2	239530	2	
212247	Bearing, Transmission	3-2	239530	2	
217661	Bearing, Transmission	3-2	239530	1	
212266	Bearing Cone, Transmission	3-2	239530	2	
212272	Bearing, Transmission	3-2	239530	2	
212278	Bearing, Transmission	3-2	239530	1	
206540	Bearing Cup, Transmission	3-2	239530	2	
212289	Bearing Cone, Transmission	3-2	239530	2	
240227	Bearing Cup, Transmission	3-2	239530	2	
201145	Bearing, Differential & Carrier Assembly - Front	3-4	240438	1	
201139	Bearing Cone, Differential & Carrier Assembly - Front	3-4	240438	2	
201138	Bearing Cup, Differential & Carrier Assembly - Front	3-4	240438	2	
217703	Bearing Cone, Differential & Carrier Assembly - Front	3-4	240438	1	
217702	Bearing Cup, Differential & Carrier Assembly - Front	3-4	240438	1	
201141	Bearing Cup, Differential & Carrier Assembly - Front	3-4	240438	1	
213645	Bearing Cone, Differential & Carrier Assembly - Front	3-4	240438	1	
240587	Bearing Cone, Axle Assembly - Rear	3-4	243270	2	
240589	Bearing Cup, Axle Assembly - Rear	3-4	243270	1	
240590	Bearing Cup, Axle Assembly - Rear	3-4	243270	1	
240591	Bearing Cone, Axle Assembly - Rear	3-4	243270	2	
216146	Bearing Cone, Axle Assembly - Front	3-4	W11032	2	
213647	Bearing Cup, Axle Assembly - Front	3-4	W11032	2	
201148	Bearing Cone, Axle Assembly - Front	3-4	W11032	2	
216147	Bearing Cup, Axle Assembly - Front	3-4	W11032	2	
200219	Bearing Cone, Swivel Box Assembly	8-1	576360	2	
204605	Bearing Cup, Swivel Box Assembly	8-1	576360	2	
204502	Bearing, Spherical, Steering Cylinder	5-4	576503	4	
R672004	Bearing Cup, Differential & Carrier Assembly - Rear	3-4	576705	2	
201137	Bearing Cone, Differential & Carrier Assembly - Rear	3-4	576705	2	
201144	Bearing, Differential & Carrier Assembly - Rear	3-4	576705	1	
201133	Bearing Cone, Differential & Carrier Assembly - Rear	3-4	576705	1	
201132	Bearing Cup, Differential & Carrier Assembly - Rear	3-4	576705	1	
201130	Bearing Cup, Differential & Carrier Assembly - Rear	3-4	576705	1	
201129	Bearing Cone, Differential & Carrier Assembly - Rear	3-4	576705	1	
204585	Roller Bearing, Driveline Installation	3-1	576993	1	
222662	Flanged Ball Bearing, Driveline Installation	3-1	576993	2	

**Suggested Spares Guide L490S-132****Air Valves**

Allied P/N	Description	Section in Parts Book	Where Used	Quantity on Machine	Order Quantity
201352	Valve	4-2	572794	3	
201358	Valve	4-2	572794	1	
207901	Relief Valve	4-2	574922	1	
207917	Check Valve	4-2	574929	1	
207917	Check Valve	4-2	574922	1	
207921	Shuttle Valve	4-2	575084	1	
207921	Shuttle Valve	4-2	575073	1	
210714	Air Tank Assembly	4-3	545557	1	
211294	Air Valve Module	7-1	576357	1	
211711	Declutch Air Cylinder	4-1	576739	1	
214161	Valve	4-2	572794	1	
216615	Relay Valve	4-2	575084	1	
216615	Relay Valve	4-2	575073	1	
219557	Valve	4-3	545557	1	
589919	Actuator	4-1	557811	2	
233035	Treadle Valve	4-2	572227	1	
204695	Valve, Check	4-2	574929	1	
216285	Valve, Relay	4-2	572794	1	
218928	Valve, Dash & Air Group	7-2	570404	1	
218928	Valve, Dash & Air Group	4-2	543583	1	
536683	Air Cylinder	7-2	577680	1	

## Suggested Spares Guide L490S-132

### Rebuild Kits/Components

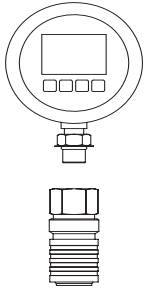
Allied P/N	Description	Section in Parts Book	Where Used	Quantity on Machine	Order Quantity
224662	Pivot Shaft	7-3	576663	2	
224662	Pivot Shaft	7-3	W10822	2	
566411	Service Kit, Steering Cylinder	5-4	576513	2	
566412	Service Kit, HD/KO Cylinder	5-4	526164	4	
566401	Service Kit, Hoist Cylinder	5-4	558685	2	
566400	Service Kit, Tilt Cylinder	5-4	566290	2	
214939	Gear & Hub Assy, Front Axle	3-4	239696	1	
211820	Cap Assy, Thrust, Front Axle	3-4	239696	1	
219240	Hub & Cup Assy, Front Axle	3-4	239696	1	
217706	Ring & Pinion Set, Differential, Front Axle	3-4	240438	1	
234545	Posi-torque Subassy, Front Axle	3-4	240438	1	
587562	Service Kit, Planet Carrier Assembly, Front Axle	3-4	211953	2	
240601	Internal Gear & Hub Assembly, Axle Assembly, Rear Axle	3-4	243270	1	
219353	Ring & Pinion Set, Differential, Rear Axle	3-4	576705	1	
222994	Differential Subassembly, Rear Axle	3-4	576705	1	
591164	Service Kit, Planet Carrier Assembly, Rear Axle	3-4	240602	2	
240444	Pinion & Side Gear Kit, Differential - Front	3-4	240438	1	
584264	Service Kit, Differential & Carrier - Front	3-4	240438	1	
240454	Service Kit, Case, Differential - Front	3-4	240438	1	
219340	Service Kit, Case, Differential - Rear	3-4	576705	1	
570430	Service Kit, Converter	3-2	239794	1	
570775	Ring Gear Kit	2-1	576988	1	
590425	Service Kit, Transmission	3-2	239530	1	
590428	Service Kit, Transmission Disconnect	3-2	239530	1	
581904	Service Kit, Transmission Control Valve Assembly	3-2	239530	1	
570246	Service Kit, Disk Brake	3-4	570733	2	
566596	Service Kit, Declutch Air Cylinder	4-5	211711	1	
225159	Service Kit, Air Cylinder	4-5	536683	1	
214907	Service Kit, F/Valve 214902	2-7	526723	1	

**Suggested Spares Guide L490S-132****Hose Kits**


Allied P/N	Description	Section in Parts Book	Where Used	Quantity on Machine	Order Quantity
207856	Hose Kit; Air Cleaner Installation	2-5	574502	1	
590406	Hose Kit; Controls, Seat	5-1	576996	1	
590407	Hose Kit; Power Unit	2-1	576988	1	
590408	Hose Kit; Air System	4-1	576739	1	
588965	Hose Kit; Fuel System	2-4	566513	1	
590410	Hose Kit; Transmission Circuit	3-2	576992	1	
590420	Hose Kit; Hydraulic System - Disk Brakes	4-1	557811	1	
590411	Hose Kit; Hydraulic System - Steering	5-1	574353	1	
590412	Hose Kit; Hydraulic System - Hoist & Tilt	5-1	566611	1	
590413	Hose Kit; Valve Module	5-3	569706	1	
590416	Hose Kit; Hydraulic System - Chassis	5-1	576994	1	
590417	Hose Kit; Hydraulic System - Carriage	5-1	574507	1	
590418	Hose Kit; Hydraulic System - Cowl	5-1	574699	1	
590422	Hose Kit; Heater Installation - Engine Block	2-7	572949	1	
590419	Hose Kit; Air Conditioner/Heater	7-3	576989	1	
590421	Hose Kit; Hydraulic System - Boom	5-1	575661	1	

**Diagnostic Tools**

**906601**  
 Kit, Digital Pressure Gauge  
 W/Female QD Connector  
 0 to 8700 PSI



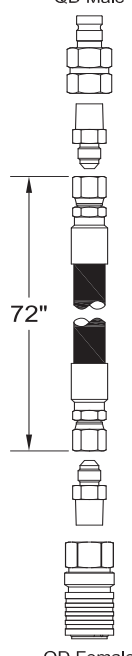
QD Female



**69778**  
 Multi-Meter, 12 Function  
 AC/DC Voltage & Current, Resistance,  
 Capacitance, Frequency, Type K & IR  
 Temperature, Diode/Continuity, Duty Cycle  
 Non-Contact InfraRed Thermometer  
 CAT III Test Leads  
 Type K Bead Wire Temp Probe

Order from Allied Systems  
 Service Parts Department  
 503-625-2560.

QD Male

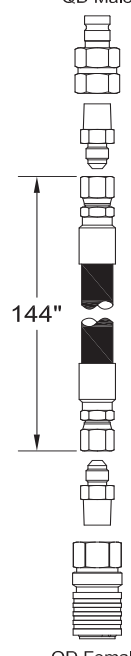


72"

QD Female

**69782**  
 Kit, Hose Assembly, W/QD Both Ends









QD Male



144"

QD Female

**70381**  
 Kit, Hose Assembly, W/QD Both Ends

- |                                                                                       |                                                                                       |
|---------------------------------------------------------------------------------------|---------------------------------------------------------------------------------------|
| QD Male                                                                               | QD Male                                                                               |
|   |   |
| 1/8 NPT Male                                                                          | 1/8 NPT Female                                                                        |
| <b>R14038</b>                                                                         | <b>R14045</b>                                                                         |
| QD Male                                                                               | QD Male                                                                               |
|  |  |
| #6 JIC Female                                                                         | #8 JIC Female                                                                         |
| <b>236625</b>                                                                         | <b>253326</b>                                                                         |
| QD Male                                                                               | QD Male                                                                               |
|  |  |
| 1/4 NPT Female                                                                        | #4 JIC Female                                                                         |
| <b>228040</b>                                                                         | <b>R330325</b>                                                                        |
| QD Male                                                                               | QD Male                                                                               |
|  |  |
| #4 SAE Male                                                                           | #6 SAE Male                                                                           |
| <b>R14040</b>                                                                         | <b>R14082</b>                                                                         |

### Tools

Allied P/N	Description	On-Hand Quantity (Recommended)	Order Quantity
226672	Breaker Tool, Radiator Tubes	1	
226671	Installation Tool, Radiator Tubes	1	
252920	Lube Brush, Seal & Tube End	1	
259069	Header Plate Hole Cleaning Brush	1	
243274	Accumulator Recharge Valve	1	
509574	Air Hose Kit	1	
537788	Spindle Nut Wrench	1	
588466	Socket Set; 3/8Dr 3/8 To 7/8 22PC	1	
588467	Socket Set; 1/2Dr 3/8 To 1-1/4 30PC	1	
588468	Socket Set; 3/4Dr 7/8 To 2-3/8 29PC	1	
588530	3/8DR 6mm-19mm 12 Point	1	
588529	1/2DR 10mm-26mm 12 Point	1	
588469	Wrench Set; 5/16 To 2-1/2 31PC	1	
588528	Wrench Set; 7mm-24mm, 18 PC	1	
588527	Hex Key Set; .025" To 5/8"	1	
588526	Hex Key Sets; .07mm-17mm, 15 PC	1	
556042	Wrench - Swivel Nut	1	

### Diagnostic Tools

Allied P/N	Description	On-Hand Quantity (Recommended)	Order Quantity
906601	0 to 8700 PSI Digital Pressure Gauge W/QD Connector	1	
69778	Multi-Meter; 12 Function	1	
69782	Kit; 72" Hose Assembly W/QD on Both Ends	1	
70381	Kit; 144" Hose Assembly W/QD on Both Ends	1	
R14038	Fitting; QD Male x 1/8 NPT Male	1	
R14045	Fitting; QD Male x 1/8 NPT Female	1	
236625	Fitting; QD Male x #6 JIC Female	1	
253326	Fitting; QD Male x #8 JIC Female	1	
228040	Fitting; QD Male x 1/4 NPT Female	1	
R330325	Fitting; QD Male x #4 JIC Female	1	
R14040	Fitting; QD Male x #4 SAE Male	1	
R14082	Fitting; QD Male x #6 SAE Male	1	

## Every 10 Hours / Daily

### Shift Maintenance Checklist

Note general vehicle condition. Clear away all collected debris - steam clean if necessary. Check for mechanical damage and loose or leaking components. Report all faults to maintenance department. **Always refer to manufactures (e.g. engine, transmission, converter) maintenance manual before performing any maintenance.**

Before Starting Engine, Check the Following:				
Ref	Component	OK	NO	ADD
1	ENGINE (Check oil level - check for leaks)			
2	V-BELTS (Check tension - check for damage - change as required)			
3	HYDRAULIC TANK (Check oil level - check for leaks)			
4	RADIATOR & OIL COOLER (Check coolant level - check for leaks; are fins clean and unobstructed?)			
5	AIR CLEANER/INTAKE SYSTEM (Check indicator - clean / change element as required, empty dust cup, check for leaks / damage)			
6	ENGINE BELTS (Check for adjustment and wear)			
7	WHEELS & TIRES (Check condition and pressure)			
8	AIR TANK (Check drain valves for correct operation)			
9	LUBRICATE CHASSIS (Refer to lube chart)			
10	WALK AROUND INSPECTION OF STRUCTURE (Check welds, leaks, damaged components, etc...)			
11	FIRE SAFETY CHECK (Check for accumulated debris in engine compartment, etc)			
12	FIRE SUPPRESSION SYSTEMS (Verify certifications are current)			

After Starting Engine, Check the Following:				
Ref	Component	OK	NO	ADD
13	ENGINE (Does it sound normal?)			
14	INSTRUMENTS (Check for normal readings)			
15	CONTROLS (Check for normal operation)			
16	EXHAUST SYSTEM (Check for leaks and excessive smoke)			
17	TRANSMISSION (After warming to operation temp, check oil level - check for leaks)			

Note Anything Abnormal or in Need of Repair:	
Component	Comments
LIGHTS	
DEFROSTER	
REVERSE WARNING HORN	
HORN	
WINDSHIELD WIPERS	
HEATER	
AIR CONDITIONER	

OPERATOR \_\_\_\_\_  
 SUPERVISOR \_\_\_\_\_  
 DATE \_\_\_\_\_  
 MODEL L490S \_\_\_\_\_  
 SERIAL No 057132 \_\_\_\_\_  
 HOUR METER \_\_\_\_\_

## Every 50 Hours or Weekly

### Checklist

1	Repeat the 10 hour check	OK <input type="checkbox"/>	No <input type="checkbox"/>
2	Check for fluid leaks - oil, fuel, water, transmission	OK <input type="checkbox"/>	Repair <input type="checkbox"/>
3	Check wheel lug nuts and studs mechanically	OK <input type="checkbox"/>	Repair <input type="checkbox"/>
4	Check battery electrolyte level	OK <input type="checkbox"/>	Add <input type="checkbox"/>
5	Lubricate chassis	OK <input type="checkbox"/>	No <input type="checkbox"/>
6	Check for structural damage - inspect chassis & attachments for bending, cracking & broken welds	OK <input type="checkbox"/>	Repair <input type="checkbox"/>

### Consumables

Allied P/N	Description	Section in Parts Book	Where Used	Quantity Required for this Interval
238206	Transmission Fluid			*As Required
219371	Hydraulic Oil			As Required
235720	Drive Axle Gear Oil			*As Required
236077	Engine Oil			*As Required

\*See manufacturer service manual

MECHANIC \_\_\_\_\_

SUPERVISOR \_\_\_\_\_

DATE \_\_\_\_\_

MODEL L490S \_\_\_\_\_

SERIAL No 057132 \_\_\_\_\_

HOUR METER \_\_\_\_\_



## Every 250 Hours or Monthly

### Checklist

1	Repeat the 50 hour check	OK <input type="checkbox"/>	No <input type="checkbox"/>
2	Take engine oil sample for analysis	OK <input type="checkbox"/>	No <input type="checkbox"/>
3	Change engine oil & filters	OK <input type="checkbox"/>	No <input type="checkbox"/>
4	Check axle differential oil level	OK <input type="checkbox"/>	Add <input type="checkbox"/>
5	Change Fuel Filters	OK <input type="checkbox"/>	Add <input type="checkbox"/>
6	Check axle planetary oil level	OK <input type="checkbox"/>	Add <input type="checkbox"/>
7	Change water treatment element/ coolant conditioner	OK <input type="checkbox"/>	No <input type="checkbox"/>
8	Check all hydraulic pressures and record	OK <input type="checkbox"/>	No <input type="checkbox"/>
9	Check fire suppression actuator	OK <input type="checkbox"/>	No <input type="checkbox"/>
10	Inspect brake system & components	OK <input type="checkbox"/>	No <input type="checkbox"/>
11	Check and adjust the parking brake (if required)	OK <input type="checkbox"/>	No <input type="checkbox"/>

### Consumables

Allied P/N	Description	Section in Parts Book	Where Used	Quantity Required for this Interval
236077	Engine Oil	2-1	243818	*As Required
587568	Filter Secondary, Fuel	2-1	243818	1
225549	Filter, Fuel	2-1	243818	1
590597	Element, Coolant Conditioner	2-1	243818	1
225550	Filter, Oil	2-1	243818	1

\*See manufacturer service manual

MECHANIC \_\_\_\_\_  
 SUPERVISOR \_\_\_\_\_  
 DATE \_\_\_\_\_  
 MODEL L490S \_\_\_\_\_  
 SERIAL No 057132 \_\_\_\_\_  
 HOUR METER \_\_\_\_\_

### Every 500 Hours or Quarterly

#### Checklist

1	Repeat the 250 hour check	OK <input type="checkbox"/>	No <input type="checkbox"/>
2	Change Hydraulic filters (clean hydraulic oil strainers)	OK <input type="checkbox"/>	No <input type="checkbox"/>
3	Change Transmission filters	OK <input type="checkbox"/>	No <input type="checkbox"/>
4	Take oil samples from transmission, axle, and hydraulic system for analysis	OK <input type="checkbox"/>	No <input type="checkbox"/>
5	Check Accumulator pre-charge pressure	OK <input type="checkbox"/>	No <input type="checkbox"/>

#### Consumables

Allied P/N	Description	Section in Parts Book	Where Used	Quantity Required for this Interval
219520	Cartridge & Seal Kit - Transmission Filter	3-2	219271	1
215087	Service Kit, HP Filter	5-5	210092	1
570245	Service Kit, 100 GPM HP Filter	5-5	228201	3

\*See manufacturer service manual

MECHANIC \_\_\_\_\_

SUPERVISOR \_\_\_\_\_

DATE \_\_\_\_\_

MODEL L490S \_\_\_\_\_

SERIAL No 057132 \_\_\_\_\_

HOUR METER \_\_\_\_\_

## Every 1,000 Hours or Semi-Annually

### Checklist

1	Repeat the 500 hour check	OK <input type="checkbox"/>	No <input type="checkbox"/>
2	Change transmission oil	OK <input type="checkbox"/>	No <input type="checkbox"/>
3	Clean and flush cooling system	OK <input type="checkbox"/>	No <input type="checkbox"/>
4	Check pins and bushings for wear	OK <input type="checkbox"/>	No <input type="checkbox"/>
5	Steam clean machine, inspect for structural cracks	OK <input type="checkbox"/>	No <input type="checkbox"/>
6	Have ANSUL representative inspect and recertify fire suppression system	OK <input type="checkbox"/>	No <input type="checkbox"/>

<b>Consumables</b>				
Allied P/N	Description	Section in Parts Book	Where Used	Quantity Required for this Interval
238206	Transmission Fluid	3-2	239530	*As Required

\*See manufacturer service manual

MECHANIC \_\_\_\_\_

SUPERVISOR \_\_\_\_\_

DATE \_\_\_\_\_

MODEL L490S \_\_\_\_\_

SERIAL No 057132 \_\_\_\_\_

HOUR METER \_\_\_\_\_

### Every 2,000 Hours or Annually

#### Checklist

1	Repeat the 1,000 hour check	OK <input type="checkbox"/>	No <input type="checkbox"/>
2	Drain, flush and fill differential	OK <input type="checkbox"/>	No <input type="checkbox"/>
3	Drain, flush and fill planetaries	OK <input type="checkbox"/>	No <input type="checkbox"/>
4	Change hydraulic oil	OK <input type="checkbox"/>	No <input type="checkbox"/>
5	Check wheel bearing preload and adjust if necessary	OK <input type="checkbox"/>	No <input type="checkbox"/>
6	Have Allied representative inspect machine (annually)	OK <input type="checkbox"/>	No <input type="checkbox"/>

#### Consumables

Allied P/N	Description	Section in Parts Book	Where Used	Quantity Required for this Interval
235720	Drive Axle Gear Oil	3-4	235720	*As Required
235720	Hydraulic Oil	8-1	219371	As Required

\*See manufacturer service manual

MECHANIC \_\_\_\_\_

SUPERVISOR \_\_\_\_\_

DATE \_\_\_\_\_

MODEL L490S \_\_\_\_\_

SERIAL No 057132 \_\_\_\_\_

HOUR METER \_\_\_\_\_

## Major Overhaul

### Checklist

1	Replace all hydraulic hoses	OK <input type="checkbox"/>	No <input type="checkbox"/>
2	Rebuild drive axle	OK <input type="checkbox"/>	No <input type="checkbox"/>
3	Perform Non-Destructive Testing (NDT) on axle spindles and axle extension mount ring. Mark and rotate spindle 90°.	OK <input type="checkbox"/>	No <input type="checkbox"/>
4	Rebuild hydraulic cylinders	OK <input type="checkbox"/>	No <input type="checkbox"/>
5	Rebuild hydraulic valves	OK <input type="checkbox"/>	No <input type="checkbox"/>
6	Rebuild transmission	OK <input type="checkbox"/>	No <input type="checkbox"/>
7	Rebuild torque converter	OK <input type="checkbox"/>	No <input type="checkbox"/>

### Consumables

Allied P/N	Description	Section in Parts Book	Where Used	Quantity Required for this Interval
566411	Service Kit, Steering Cylinder	5-4	576513	2
566412	Service Kit, Steering Cylinder	5-4	526164	4
566401	Service Kit, Hoist Cylinder	5-4	558685	2
566400	Service Kit, Tilt Cylinder	5-4	566290	2
240601	Internal Gear & Hub Assembly	3-4	243270	1
240444	Pinion & Side Gear Kit, Differential - Front	3-4	240438	1
587562	Service Kit, Planet Carrier Assembly - Front	3-4	211953	2
217706	Ring & Pinion Set - Front	3-4	240438	1
584264	Service Kit, Differential & Carrier - Front	3-4	240438	1
219353	Ring & Pinion Set, Differential - Rear	3-4	576705	1
240454	Service Kit, Case, Differential - Front	3-4	240438	1
219340	Service Kit, Case, Differential - Rear	3-4	576705	1
570430	Service Kit, Converter	3-2	239794	1
570775	Ring Gear Kit	2-1	576988	1
590425	Service Kit, Transmission	3-2	239530	1
590428	Service Kit, Transmission Disconnect	3-2	239530	1
581904	Service Kit, Transmission Control Valve Assembly	3-2	239530	1
570246	Service Kit, Disk Brake	3-4	570733	2
219520	Cartridge & Seal Kit - Transmission Filter	3-2	219271	1
566596	Service Kit, Declutch Air Cylinder	4-5	211711	1
225159	Service Kit, Air Cylinder	4-5	536683	1
214907	Service Kit, F/Valve 214902	2-7	526723	1

MECHANIC \_\_\_\_\_

SUPERVISOR \_\_\_\_\_

DATE \_\_\_\_\_

MODEL L490S \_\_\_\_\_

SERIAL No 057132 \_\_\_\_\_

HOUR METER \_\_\_\_\_

## Major Overhaul

### Consumables

Allied P/N	Description	Section in Parts Book	Where Used	Quantity Required for this Interval
207856	Hose Kit; Air Cleaner Installation	2-5	574502	1
590406	Hose Kit; Controls, Seat	5-1	576996	1
590407	Hose Kit; Power Unit	2-1	576988	1
590408	Hose Kit; Air System	4-1	576739	1
588965	Hose Kit; Fuel System	2-4	566513	1
590410	Hose Kit; Transmission Circuit	3-2	576992	1
590420	Hose Kit; Hydraulic System - Disk Brakes	4-1	557811	1
590411	Hose Kit; Hydraulic System - Steering	5-1	574353	1
590412	Hose Kit; Hydraulic System - Hoist & Tilt	5-1	566611	1
590413	Hose Kit; Valve Module	5-3	569706	1
590416	Hose Kit; Hydraulic System - Chassis	5-1	576994	1
590417	Hose Kit; Hydraulic System - Carriage	5-1	574507	1
590418	Hose Kit; Hydraulic System - Cowl	5-1	574699	1
590422	Hose Kit; Heater Installation - Engine Block	2-7	572949	1
590419	Hose Kit; Air Conditioner/Heater	7-3	576989	1
590421	Hose Kit; Hydraulic System - Boom	5-1	575661	1

MECHANIC \_\_\_\_\_

SUPERVISOR \_\_\_\_\_

DATE \_\_\_\_\_

MODEL L490S \_\_\_\_\_

SERIAL No 057132 \_\_\_\_\_

HOUR METER \_\_\_\_\_