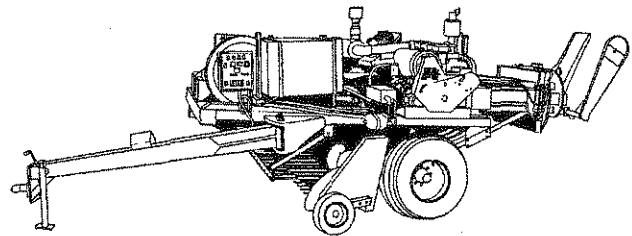
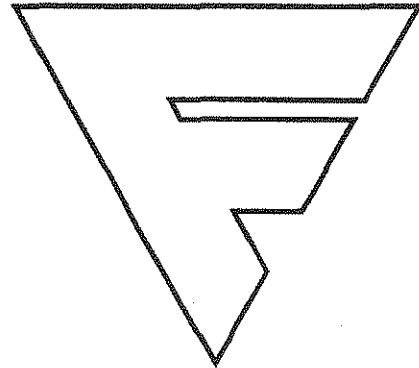


# **FREEMAN**

---



**MODEL 1390  
AUTOMATIC HAY BALER**

---

## **PARTS MANUAL**

# CAUTION PRUDENCE



# ACHTUNG PRUDENZA

1. Keep all shields in place.
2. Always stop engine before leaving operator's position and in any case, make sure precautions are taken.
3. Wait for all movement to stop before servicing this Machine.
4. Keep hands, feet and clothing away from power driven parts.
5. Never adjust, lubricate, clean or unclog unless engine is stopped.
6. Read operator's manual before operating machine. Illustrated parts listing is available from your dealer.
7. After servicing, make sure that tools and parts are stored and reinstall shields.
8. Make certain everyone is clear of machine before starting engine or operation.
9. Contact with moving parts or with any material which can be drawn into moving parts can result in serious injury.
10. Use flashing warning lights when operating on highways except when prohibited by law.

1. Bevor mit der Maschine gearbeitet wird, sind die Bedienungsanleitung und die angebrachten Hinweishilder zu lesen. Alle Sicherheitsvorschriften sind einzuhalten.
2. Vor Inbetriebnahme ist darauf zu achten, dass alle Schutzeinrichtungen angebracht sind, und dass sich keine Person im Gefahrenbereich der Maschine aufhält.
3. Instandsetzungs, Einstellungs, Wartungs und Reinigungsarbeiten nur bei abgeschaltetem Antrieb und stillstehender Maschine vornehmen.
4. Werkzeuge oder andere lose Teile nicht in order auf der Maschine belassen.
5. Bei Fahrten auf öffentlichen Strassen sind die in Ihrem Lande geltende Vorschriften und Regelungen einzuhalten.


1. Maintenir tous les protecteurs en place.
2. Toujours arrêter le moteur avant de quitter le poste de conduite et, d'une façon générale, s'assurer que toutes les précautions sont prises.
3. Attendre l'arrêt de toutes les pièces en mouvement avant d'intervenir sur la machine.
4. Ne pas approcher mains, pieds, vêtements des parties en mouvement.
5. Ne jamais régler, graisser, nettoyer ou déboucher la machine sans que le moteur soit arrêté.
6. Prendre connaissance du manuel d'utilisation avant de travailler avec la machine. Le catalogue pièces de rechanges est disponible chez votre concessionnaire.
7. Après intervention, veiller à ce que les outils et pièces soient rangés et remettre les carters en place.
8. S'assurer que personne n'est près de la machine avant de démarrer le moteur ou de travailler.
9. Risque de dégâts importants si quelqu'un ou quelque chose est happé par des pièces en mouvement.
10. Utiliser les feux de détresse pour la conduite sur routes, sauf si la loi l'interdit.

1. Tenere tutte le protezioni al loro posto.
2. Spegner sempre il motore prima di lasciare il posto di guida e, in linea di massima, assicurarsi che siano prese tutte le precauzioni.
3. Attendere l'arresto completo di tutti gli organi prima di intervenire sulla macchina.
4. Non avvicinare mani, piedi, vestiti agli organi in movimento.
5. Solo a motore spento si può registrare, ingrassare, pulire o eliminare gli ingolfamenti.
6. Consultare attentamente il manuale d'istruzione prima di iniziare il lavoro con la macchina. Il catalogo parti di ricambio è disponibile presso il vostro concessionario.
7. Dopo qualsiasi intervento sistemare attrezzi e pezzi e rimettere a posto le protezioni.
8. Assicurarsi che non ci sia nessuno nelle vicinanze della macchina prima di metterla in moto o iniziare il lavoro.
9. Rischio e gravi infortuni subiscono coloro che sono agganciati da parti in movimento.
10. Utilizzare i fari lampeggianti durante i trasferimenti su strada.

# 1999 PARTS LIST

for

## MODEL 1390 AUTOMATIC HAY BALER



### POLICY

1. It is the policy of J.A. Freeman & Son, Inc. to constantly improve it's products whenever it is practical to do so.
2. J.A. Freeman & Son, Inc. reserves the right to redesign or change it's equipment or component parts thereof without incurring any obligation to install or furnish such changes on equipment previously delivered.
3. Unauthorized changes or additions to equipment manufactured by J.A. Freeman & Son Inc. relieves the company of further responsibility for warranted operation and breakage replacement.

J. A. FREEMAN & SON, INC.

## LIMITED WARRANTY

J. A. Freeman & Son, Inc., (hereinafter referred to as Freeman), warrants all new equipment manufactured by Freeman to be free from material and workmanship defects for one year from date of purchase beginning on the date of delivery to the retail purchaser. One copy of the 'Equipment Delivery and Warranty Registration' must be completed and returned to Freeman in order to validate the warranty.

This warranty does not apply, cover or include equipment or parts which have been subject to misuse, operational abuse, negligence, alteration, accident, failure to lubricate, or used in any way which, in Freeman's opinion, adversely affects the equipment or the part's performance. Additionally, this warranty does not cover damage to parts, assemblies, or equipment due to loose or missing bolts or operation of the equipment in a miss-adjusted state. Wear items including but not limited to pickup teeth, belts, chains, sprockets and other wear items are expressly excluded from this warranty, regardless of time in service.

Warranty repair or replacement must be made at an authorized Freeman dealer, or a location designated by Freeman. Any warranty repair labor charge must be pre-authorized by Freeman and submitted with the authorization number to qualify for payment. Payment will be made at Freeman's standard warranty rate only. The original purchaser shall be responsible for the cost, if any, of transporting the equipment to a designated repair facility, any freight charges associated with a claim, or any travel time by the authorized dealer's service personnel to effect an authorized repair.

The Freeman warranty extends only to Freeman manufactured parts and components and does not cover any buy-out-items. Parts, components and items not of Freeman's manufacture are warranted only to the extent of the buy-out manufacturer's warranty and subject only to their allowance to the original purchaser or Freeman, and only if found defective by such manufacturer.

Except as set forth, Freeman shall not be liable for injuries or damages of any kind or nature, direct, consequential, or contingent, to person or property. This warranty does not apply, cover, or extend to loss of crop, loss because of delay or loss incurred for labor, supplies, substitute machinery, rental or for any other reason.

The obligation under this warranty is limited to replacement or repair at a facility designated by Freeman, of qualifying parts that Freeman determines to be defective in material or workmanship. **ONLY AUTHORIZED FREEMAN FACTORY PERSONNEL MAY MAKE THIS QUALIFYING DETERMINATION FOR THE PURPOSES OF THIS LIMITED WARRANTY.**

Freeman reserves the right to make improvements in design or changes in specifications without notice at any time and without incurring any obligation to owners of products previously sold.

## SAFETY


---

J.A. Freeman & Son is greatly concerned with safety. The Freeman 1390 Baler is furnished with safety features. Even with these safety features, personal injury can still occur if the operator is careless, negligent or thoughtless when maintaining, lubricating, operating, unclogging, or servicing the baler.

Your Freeman 1390 Baler has safety shields to help prevent personal injury. Do not operate the machine unless all shields are in place. There are also “CAUTION,” “DANGER,” and “BE CAREFUL” decals on the baler. Read and pay attention to the decals.

Following is a list of precautions that should be taken to help prevent personal injury:

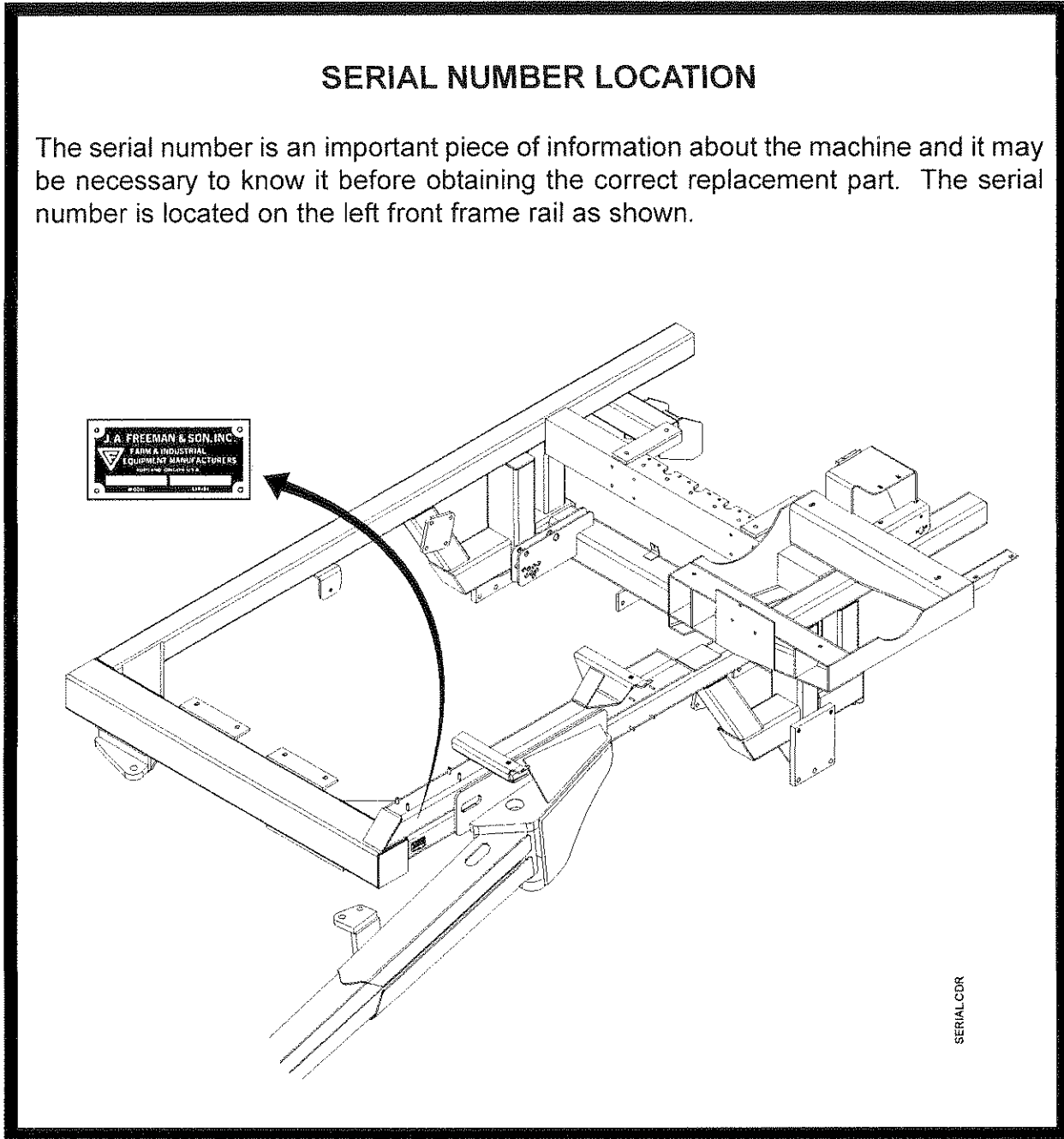
1. SHUT OFF ENGINE BEFORE ADJUSTING, LUBRICATING, CLEANING OR SERVICING THE BALER.
2. KEEP HANDS, FEET AND CLOTHING AWAY FROM POWER DRIVEN PARTS.
3. USE APPROPRIATE SIGNS OR WARNING LIGHTS WHEN OPERATING ON PUBLIC ROAD WAYS.
4. MAKE CERTAIN EVERYONE IS CLEAR OF AND OFF THE BALER BEFORE OPERATING ANY PART OF THE MACHINE.
5. ALWAYS USE LIGHTS FOR NIGHT WORK.
6. DO NOT LEAVE THE OPERATOR'S SEAT WHILE THE EQUIPMENT IS IN OPERATION OR WHILE ANY OF THE MOVING PARTS REMAIN IN MOTION.
7. KEEP ALL SHIELDS IN PLACE AND IN SERVICEABLE CONDITION.
8. DO NOT GO NEAR ANY EQUIPMENT UNTIL ALL MOVING PARTS ARE STOPPED.
9. DO NOT GO UNDER ANY RAISED COMPONENTS UNTIL THEY ARE SAFELY BLOCKED.
10. AT ALL TIMES CARRY AN “A”B”C” FIRE EXTINGUISHER ON THE MACHINE.
11. REMEMBER SAFETY IS ONLY A WORD UNTIL IT IS PUT INTO PRACTICE.

 **WARNING:** SOME ILLUSTRATIONS IN THIS PARTS LIST SHOW THE BALER WITHOUT SHIELDS TO ALLOW FOR A BETTER VIEW OF THE AREA BEING ADDRESSED. THE BALER SHOULD NEVER BE OPERATED WITH ANY OF THE SAFETY SHIELDS REMOVED.

## SERIAL NUMBER LOCATION AND IDENTIFICATION

### SERIAL NUMBER LOCATION

The serial number is an important piece of information about the machine and it may be necessary to know it before obtaining the correct replacement part. The serial number is located on the left front frame rail as shown.



**⚠ WARNING:** SOME ILLUSTRATIONS IN THIS PARTS LIST SHOW THE 1390 BALER WITHOUT SHIELDS TO ALLOW FOR A BETTER VIEW OF THE AREA BEING ADDRESSED. THE MACHINE SHOULD NEVER BE OPERATED WITH ANY OF THE SAFETY SHIELDS REMOVED.

**NOTE:** ILLUSTRATIONS ARE FOR "ORDERING" INFORMATION ONLY, AND ARE NOT INTENDED FOR USE AS AN ASSEMBLY GUIDE.

## INSTRUCTIONS FOR ORDERING

---

1. Order by part number and description of part.
  - (a) Parts should NOT be ordered from illustration only.
  - (b) Parts should NOT be ordered from numbers on castings.
2. Order by serial number and model.
3. Much delay and confusion can be avoided if part numbers are arranged in sequence on all orders.
4. State how to ship: whether by truck, stage, parcel post, air parcel post, UPS, or air freight.
5. Claims for shortage or error in handling of an order for parts must be made upon receipt of goods.
6. Address all orders for parts as follows:

J.A. Freeman & Son, Inc.  
Parts Department,  
2034 N.W. 27th Avenue,  
Portland, Oregon 97210

Place serial number of machine here for your convenience:

Model 1390            BALER Serial No. \_\_\_\_\_

Left and right of machine are understood to mean from a position facing in the direction of travel.

Permission must be secured before any parts are returned for credit. When parts are returned, the freight must be prepaid or arrangements made so that they can be brought in by our trucks.

**"NOTE"**

Parts are identified by reference numbers.

**DO NOT USE REFERENCE NUMBERS AS PART NUMBERS.**

See parts list for correct part numbers.

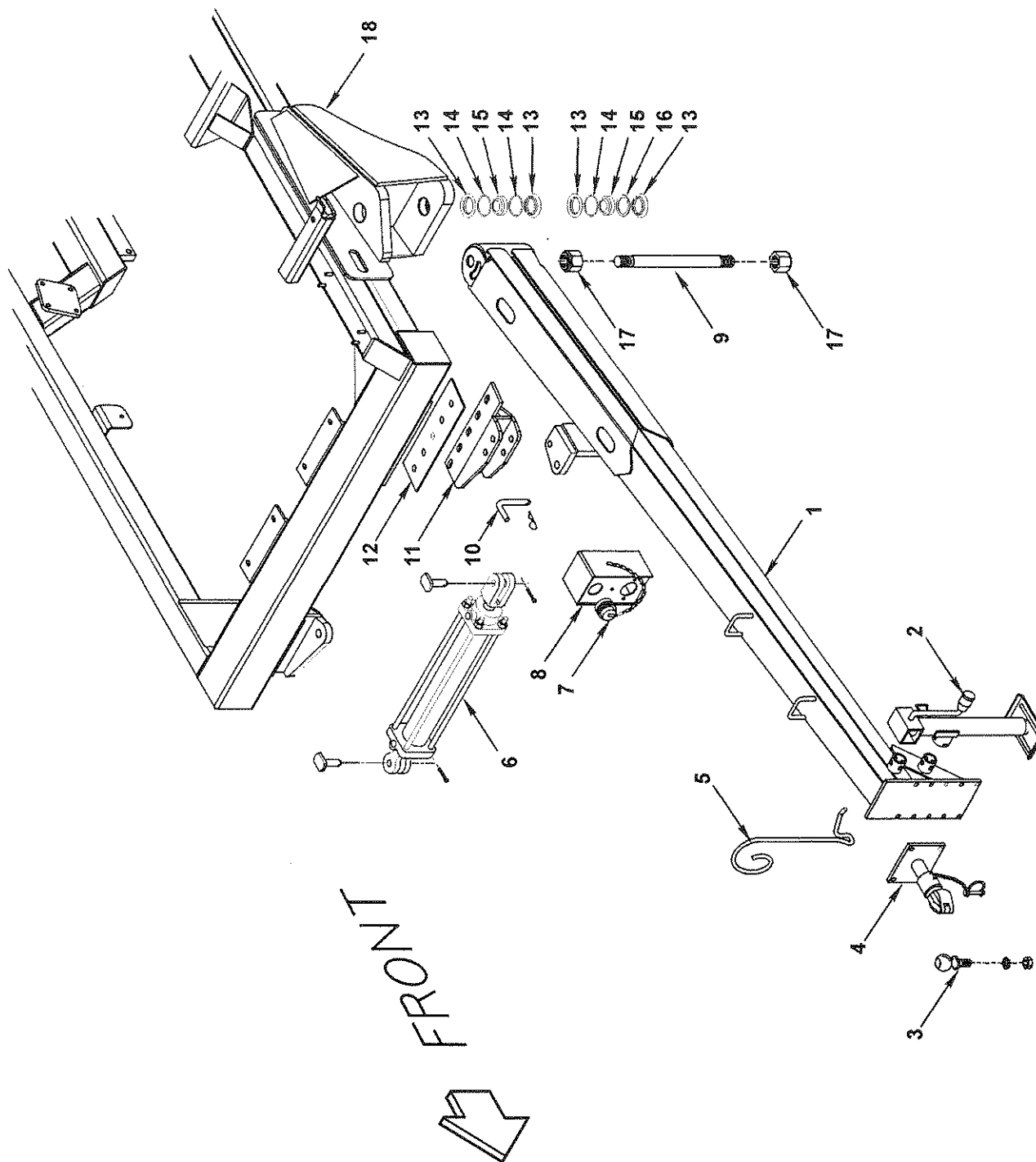
## ALPHABETICAL INDEX OF ILLUSTRATIONS

---

Automatic Knotter Luber.....	58
Auxillary Drive Assembly.....	30
Bale Chute Assembly.....	68
Battery, Lights And Wiring Harnesses.....	78
Belt Drive Assembly.....	44
Bondioli Gearbox.....	26
Chain Drive Assemblies.....	32
Chamber Assembly.....	14
Chamber Liners And Stationary Knife.....	16
Air Cleaner And Exhaust Assemblies.....	42
Control Boxes And Mounts.....	76
Crank Arm And Chain Drive Shields.....	34
Decals.....	82,83,84
Deutz Engine Air Screen Assembly.....	40
Deutz Engine, Filters And Assemblies.....	38
Drawbar Assembly.....	2
Drive Belt Idler Assembly.....	24
Feeder Assembly.....	12
Flywheel Shield Assembly.....	22
Flywheel, Drive Belt And Guides.....	20
Fuel And Hydraulic Tank Assemblies.....	36
Knotter Assembly.....	52
Knotter Brake Assembly.....	48
Knotter Clutch Assembly.....	46
Knotter Fan Assembly.....	60
Knotter Shaft Assembly.....	50
Knotter Trip Assembly.....	54
Main Hydraulic Valve Assembly.....	72
Main Hydraulics.....	74
Needles And Plunger Stop Assemblies.....	62
Pickup Assembly.....	8
Pickup Drive Components.....	10
Pickup Reel Assembly.....	6
Plunger And Connecting Rod Assemblies.....	28
Spindles, Tires And Wheels.....	80
Steps And Tool Box Assemblies.....	66
Tension Beams, Rails And Squeeze Assemblies.....	18
Tension Cylinders Hydraulics.....	70
Twine Box Assembly.....	64
Twine Finger Drive Assembly.....	56
Wind Guard Assembly.....	4



# DRAWBAR AND FRAME ASSEMBLIES



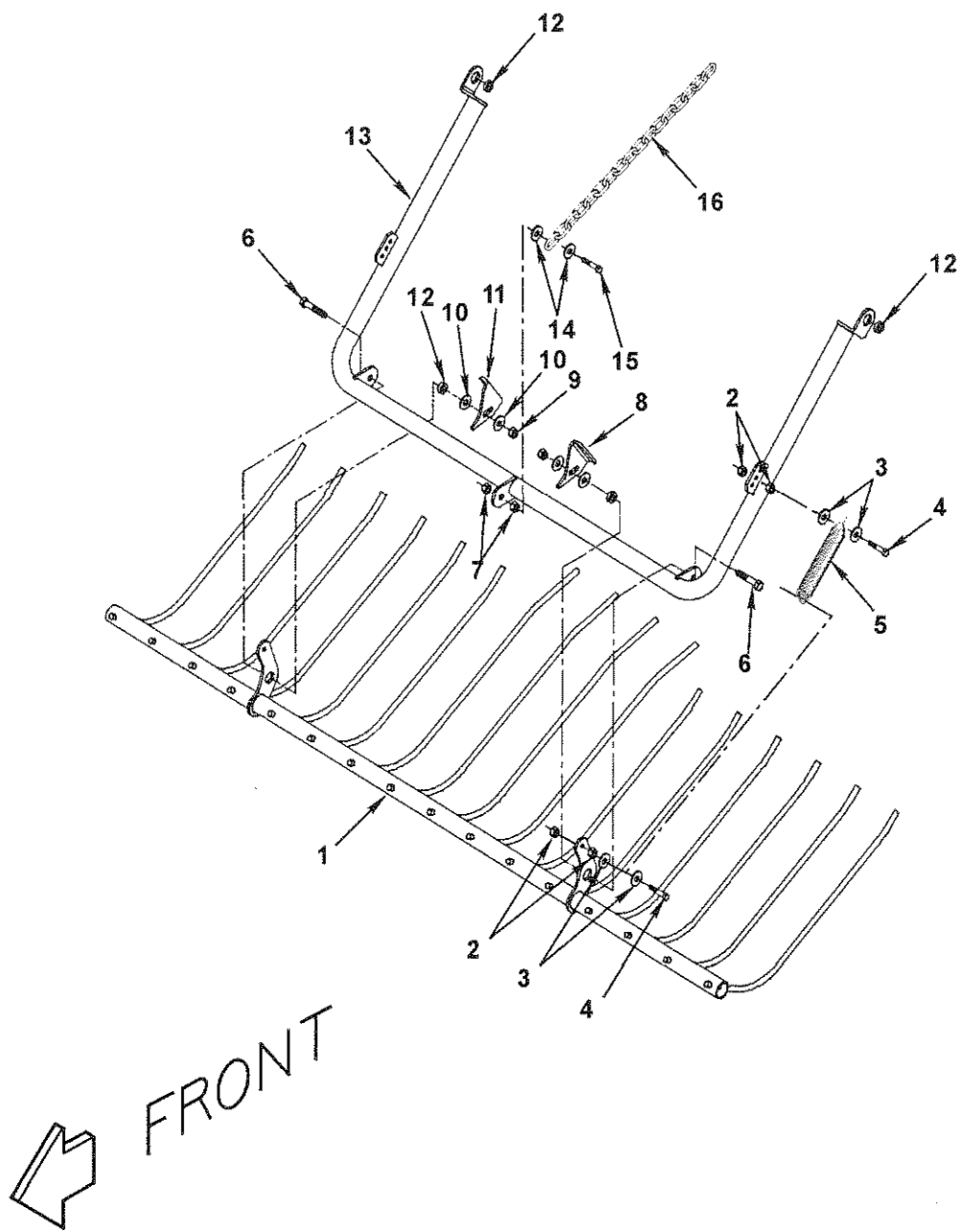
DRAWBAR CDR

## DRAWBAR AND FRAME ASSEMBLIES

---

REF NO.	PART NO.	DESCRIPTION	QTY. USED
1	DRB0031783	Drawbar	1
2	JCK0178203	Side Wind Jack - 5000LB	1
3	HTH0028400	Ball Nut & Washer Hitch	1
4	HTH0021097	Ball Hitch W/Flat Mount Plate	1
5	HGR0016785	Hydraulic Hose Hanger	1
6	CYL0000324	DrawBar Swing Cylinder	1
7	CAP0000002	Electrical Protective Cap	1
8	BKT0034638	Plug Bracket	1
9	PIN0031833	Drawbar Pivot Pin	1
10	PIN0000002	Draw Bar Latch Pin W/Hair Pin	1
11	LAT0034428	Drawbar Latch	1
12	SHM0034430	Drawbar Latch Shim	1
13	SPC0031714	Drawbar Latch Bearing Spacer	4
14	RNG0002133	O-Ring	3
15	BRG015SF24	Spherical Bearing	2
16	RNG5000244	Snap Ring Retainer	1
17	NCE0015000	1-1/2" NC Esna Nut - Plated	2
18	FRM0031309	Baler Frame	1

# WIND GUARD ASSEMBLY



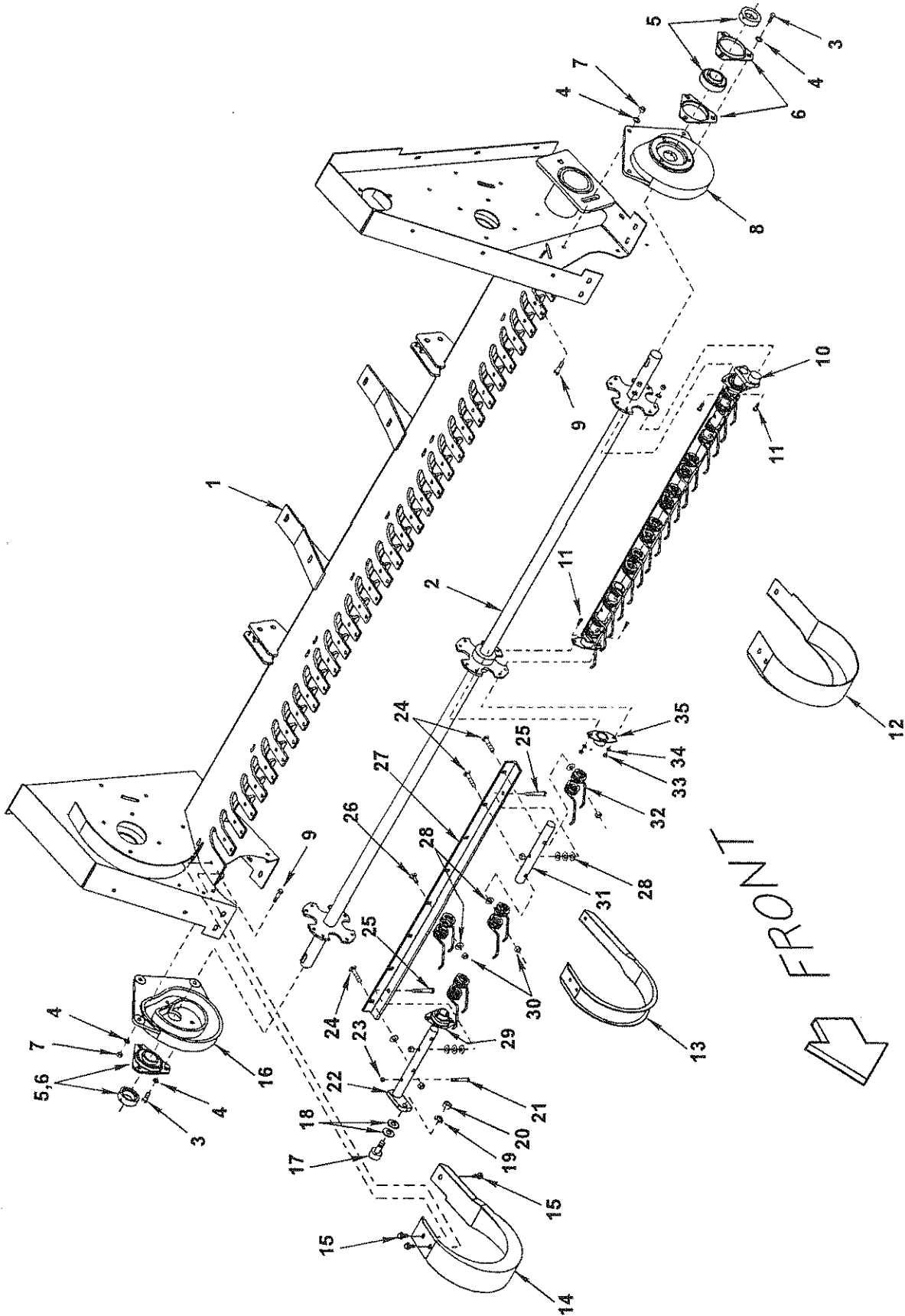
WINDGRD.CDR

## WIND GUARD ASSEMBLY

---

REF NO.	PART NO.	DESCRIPTION	QTY. USED
1	GRD0034649	Wind Guard Assembly	1
2	NCH0000313	5/16" NC Hex Nut - Plated	8
3	WCT0000313	5/16" Flatwasher - Plated	8
4	SCC0020005	5/16 x 1-3/4 NC HT CS - Plated	4
5	F 0001517	Return Spring	2
6	SCC0050005	1/2 x 1-3/4 NC HT CS - Plated	2
7	NCH0000375	#8 NC Hex Nut - Plated	2
8	STO0034879	L.H. Wind Guard Stop	1
9	NCE0000500	1/2" NC Esna Nut - Plated	2
10	WCT0000500	1/2" Flatwasher - Plated	4
11	STO0034880	R.H. Wind Guard Stop	1
12	BSH0034650	Wind Guard Bushing	4
13	YOK0034643	Wind Guard Yoke	1
14	WCT0000375	3/8" Flatwasher - Plated	2
15	SCC0030007	3/8 x 2-1/4 NC HT CS - Plated	1
16	CHN0000210	Chain 1/4 Proof - 17 Links	1

# PICKUP REEL ASSEMBLY

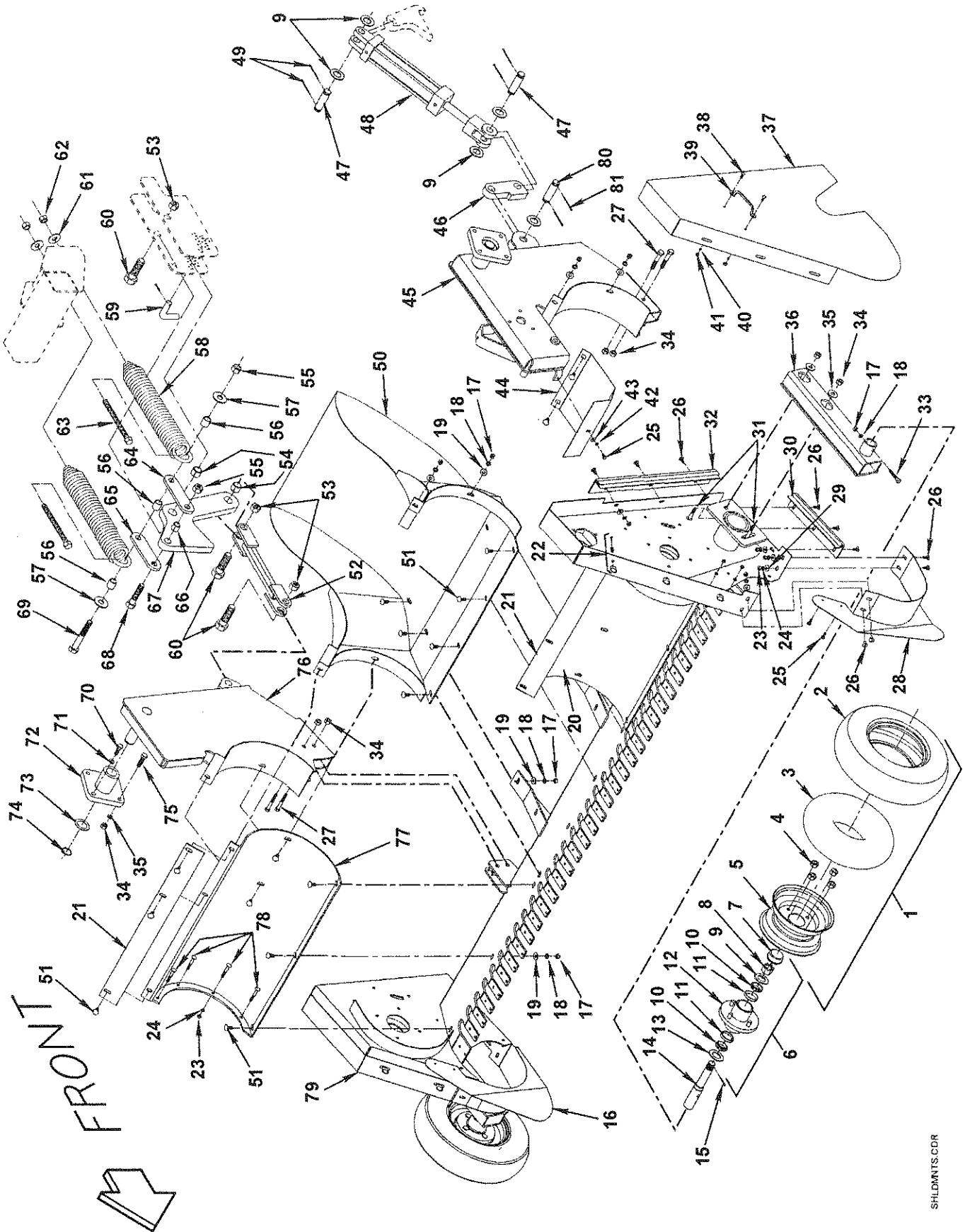


## PICKUP REEL ASSEMBLY

---

REF NO.	PART NO.	DESCRIPTION	QTY. USED
1	PCY0032551	Pickup Frame	1
2	PCY0032248	Pickup Reel	1
3	NCH0000375	3/8" NC Hex Nut - Plated	19
4	WLK0000375	3/8" Lockwasher - Plated	12
5	BRGRA106RR	P/U Reel Bearing 1-3/8"	2
6	F 0008383	Flangette-No Zerk F/F8102	4
7	NCH0000375	3/8" NC Hex Nut - Plated	6
8	CAM0034129	Left Pickup Cam	1
9	SCC0030002	3/8 x 1 NC HT CS - Plated	6
10	LEV0034019	L.H. Pickup Cam Lever	4
11	SCC0020001	5/16 x 3/4 NC HT CS - Plated	24
12	STR0032387	Left End Stripper-Pickup-	1
13	STR0032060	Stripper, Center, Pickup	31
14	STR0032388	Right End Stripper-Pickup	1
15	SMS0000198	5/16 x 1/2 NC Whiz Bolt - Plated	99
16	CAM0034130	Right Pickup Cam	1
17	BRGCRSBC20	1-1/4" Stud Cam Follower	8
18	WCT0000500	1/2" Flatwasher - Plated	16
19	WLK0000500	1/2" Lockwasher - Plated	8
20	NFH0000500	1/2" NF Hex Nut - Plated	8
21	SCC0010005	1/4 x 1-3/4 NC HT CS - Plated	8
22	LEV0034020	R.H. Pickup Cam Lever	4
23	NCH0000250	1/4" NC Hex Nut - Plated	32
24	CRB3750200	3/8 x 2 NC Carriage Bolt - Plated	16
25	SCC0030007	3/8 x 2-1/4 NC HT CS - Plated	16
26	CRB3750100	3/8 x 1 NC Carriage Bolt - Plated	48
27	PCY0034017	Pickup Tine Bar	8
28	WCT0000375	3/8" Flatwasher - Plated	72
29	BRG4164PP2	Tine Bar Bearing 1" Bore	8
30	NCE0000375	3/8" NC Esna Nut - Plated	72
31	SHF0034018	Center Tine Bar Shaft	8
32	PCY0034008	Pickup Tine -	64
33	NCH0000313	5/16" NC Hex Nut - Plated	26
34	WLK0000313	5/16" Medium Lockwasher - Pltd	24

# PICKUP ASSEMBLY

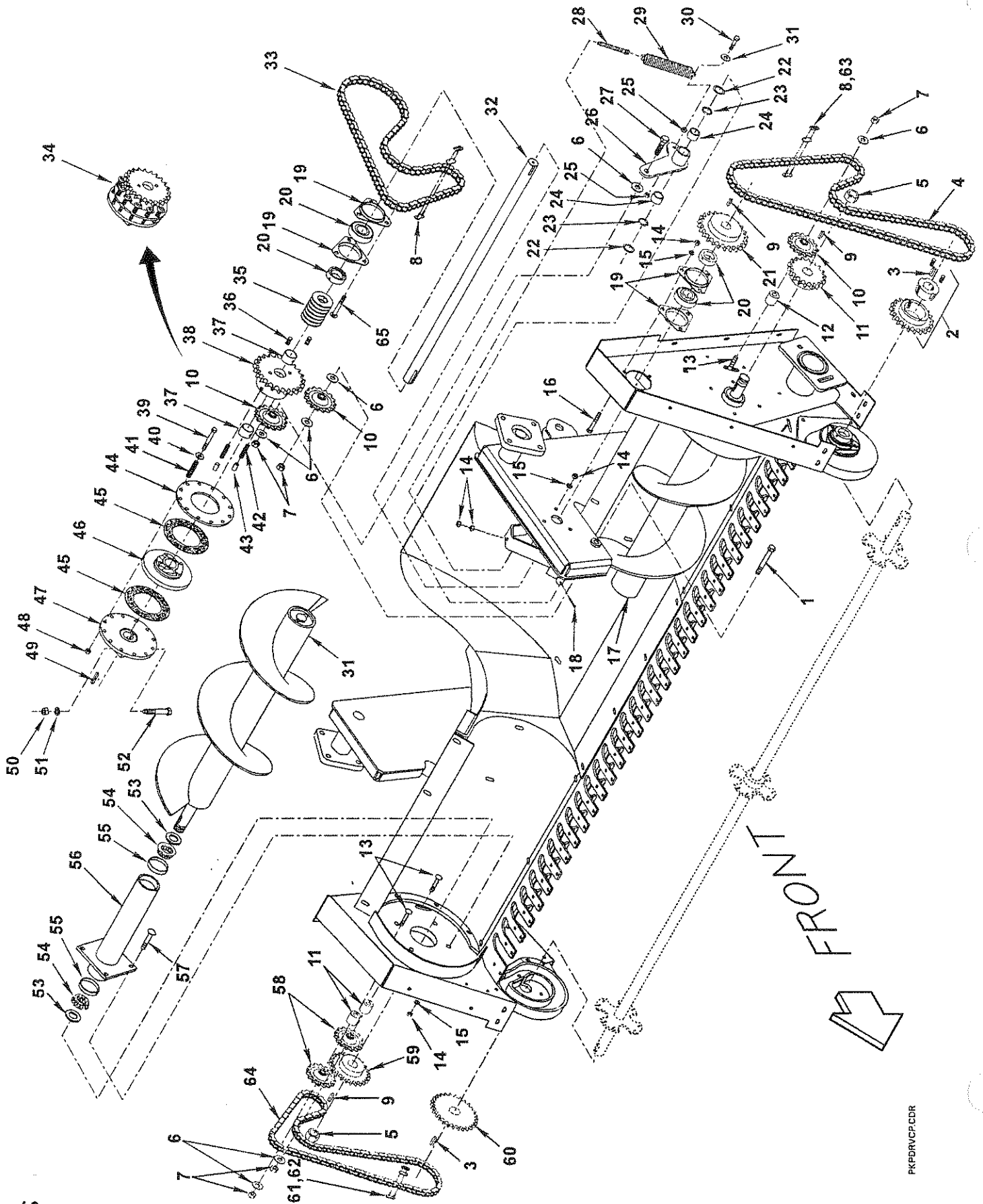


## PICKUP ASSEMBLY

REF NO.	PART NO.	DESCRIPTION	QTY. USED	REF NO.	PART NO.	DESCRIPTION	QTY. USED
1	WHL0401530	Wheel & Tire Assembly	2	42	WLK0000250	1/4" Lockwasher - Plated	5
2	TIR0004008	Tire F/Pickup (400x8 4 Ply)	2	43	WCT0000250	1/4" Flatwasher - Plated	1
3	TIR0199128	4.00 x 8 Tube F/TIR4008	2	44	GRD0034122	Pickup Chain Guard	1
4	NMS0001023	Lug Nut	8	45	PCY0032375	L.H. Pickup Swing Plate	1
5	WHL0412530	Wheel-8 x 3.75 F/Pickup	2	46	LNK0032711	P/U Lift Floating Link	1
6	HUB0000348	Hub W/Bearings & Seals	2	47	F 0006498	Cylinder Pivot Pin	2
7	CAP0046749	Cap F/Hub	2	48	F 0006519	2 x 8 Hydraulic Cylinder	1
8	NFC0010000	1" NF Castle Nut	2	49	COT0000704	5/32 x 1-3/4 Cotter Pin	6
9	ZZ 0000219	1 x 2 x 14 Ga Machine Bushing	8	50	CHU0032300	Front Feed Chute	1
10	F 0001909	Bearing Cone	4	51	CRB3750100	3/8 x 1 Carriage Bolt-Pltd	72
11	F 0001654	Outer Bearing Cup	4	52	LNK0032708	Pickup Balance Link	1
12	HUB000BT12	Wheel Hub	2	53	NCE0001000	1" NC Esna Nut - Plated	3
13	SEL0034823	Seal F/Hub	2	54	BSH00VG400	1.25" OD x 1" ID x 1" Lg Tension Bush	2
14	SPN0034103	Pickup Wheel Spindle	2	55	NCE0000750	3/4" NC Esna Nut - Plated	2
15	COT0000505	1/8 x 1-3/4 Cotter Pin	2	56	SPC0034229	Pickup Spring Spacer	3
16	FEN0032430	R.H. Pickup Fender Flare	1	57	WAS0000118	3/4 Structural Washer	2
17	NCH0000375	3/8" NC Hex Nut - Plated	26	58	04-123	Pickup Counterbalance Spring	2
18	WLK0000375	3/8" Medium Lockwasher - Pltd	26	59	PIN0001390	Pickup Stop Pin	1
19	WCT0000375	3/8" Flatwasher - Plated	26	60	SCC0010110	1 x 3-1/4" NC Cap Screw-Plated	3
20	AUG0032567	Left Auger Trough	1	61	WCT0000625	5/8" Flatwasher - Plated	2
21	AUG0032793	Auger Scraper	2	62	NCH0000625	5/8" NC Hex Nut - Plated	2
22	FST0010401	Med Duty Folding Handle Fastener	5	63	ANC0016029	Pickup Lift Spring Anchor	2
23	NCH0000313	5/16" NC Hex Nut - Plated	28	64	LNK0032663	L.H. Spring Balance Link	1
24	WLK0000313	5/16" Medium Lockwasher - Plated	28	65	LNK0032695	R.H. Spring Balance Link	1
25	SCC0010001	1/4 x 3/4 NC HT CS - Plated	5	66	BSH00VG290	Bushing	1
26	SMT0002001	5/16 x 3/4 TH Mach Screw-Plt	20	67	CRA0032662	Pickup Crank Balance	1
27	SCC0050008	1/2 x 2-1/2 NC HT CS - Plated	4	68	SCC0080010	3/4 x 3 NC HT CS - Plated	1
28	FEN0032427	L.H. Pickup Fender Flare	1	69	SCC0080017	3/4 x 5-1/2 NC HT CS - Plated	1
29	WCT0000313	5/16" Flatwasher-Plated	20	70	SCC0050003	1/2 x 1-1/4 NC HT CS - Plated	4
30	GUD0032696	Bottom Shield Guide	2	71	WLK0000500	1/2" Lockwasher - Plated	8
31	CRB3750150	3/8 x 1-1/2 Carriage Bolt-Pltd	4	72	MNT0032800	Pickup Mount	2
32	GUD0032697	Rear Shield Guide	2	73	F 0004161	1-3/8 x 18 Ga Machine Bushing	2
33	SCC0030007	3/8 x 2-1/4 NC HT CS - Plated	2	74	F 0007988	Snap Ring	2
34	NCH0000500	1/2" NC Hex Nut - Plated	16	75	SCC0050009	1/2 x 2-3/4 NC HT CS - Plated	4
35	WCT0000500	1/2" Flatwasher - Plated	12	76	PCY0032376	R.H. Pickup Swing Plate	1
36	ARM0032537	Pickup Wheel Arm	2	77	AUG0032568	Right Auger Trough	1
37	SHD0032702	Left Pickup Shield	1	78	SCC0020006	5/16 x 2 NC HT CS - Plated	8
38	SMF1032500	10-32 x 1/2 FH Machine Screw	4	79	SHD0032703	Right Pickup Shield	1
39	HAN0000150	Plated Door Handle	2	80	PIN 0000001	1" Dia - Cylinder Rod Clevis Pin	1
40	WLK0000100	#10 Lockwasher - Plated	4	81	COT 0000001	Hair Pin For PIN0000001	2
41	NFH0001032	10-32 NF Hex Nut - Plated	4				



# PICKUP DRIVE COMPONENTS

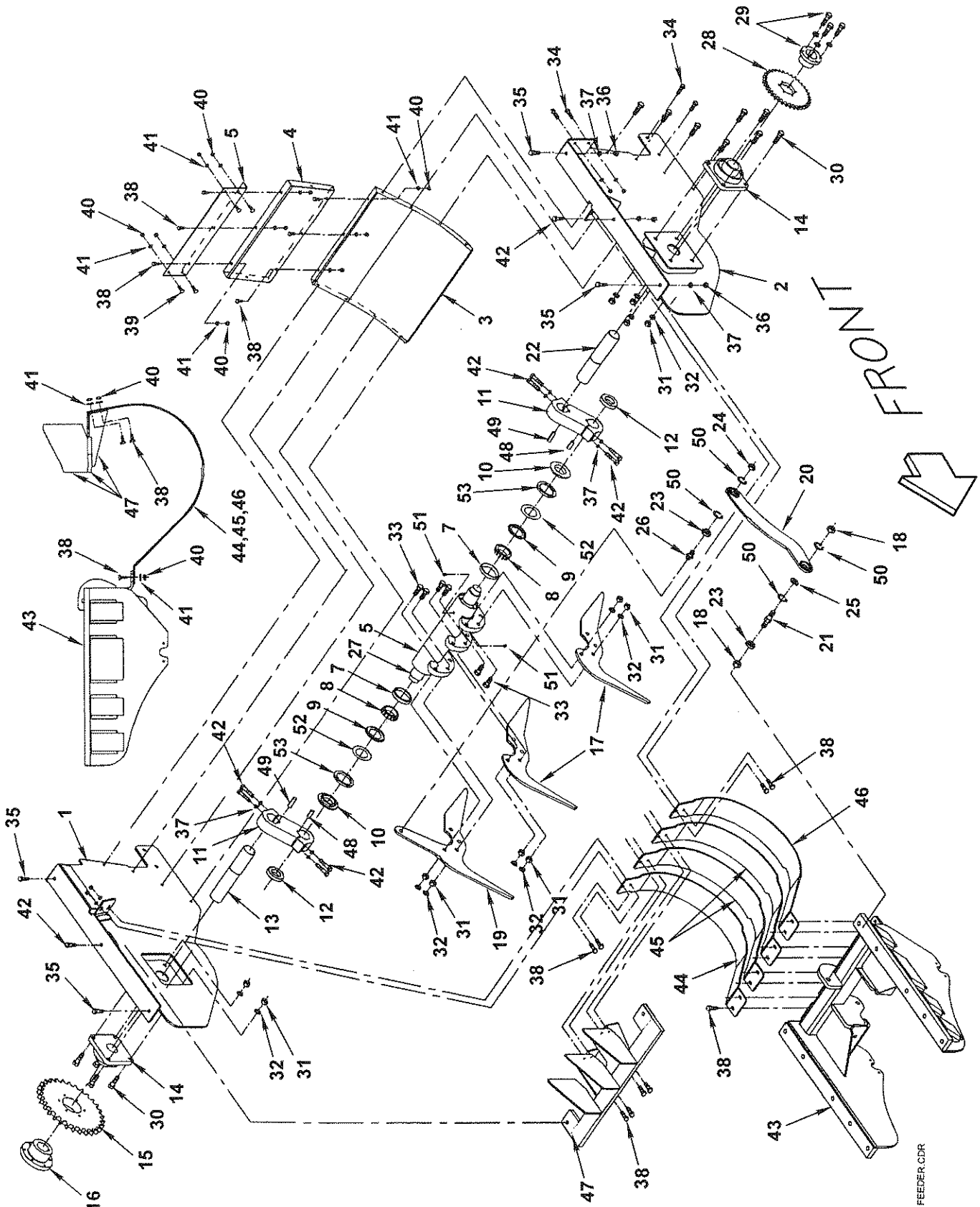


PKPDRVCP.CDR

## PICKUP DRIVE COMPONENTS

REF NO.	PART NO.	DESCRIPTION	QTY. USED	REF NO.	PART NO.	DESCRIPTION	QTY. USED
1	SCC0050018	1/2 x 6 NC HT CS - Plated	1	34	CLH0PU1390	Pick Up Clutch	1
2	SPK60BTB21	P/U Taperlock Sprocket	1	35	ZZ 0000228	1-7/8"x 1-1/4" 10ga Mach Bsh	7
3	ZZ 0000428	5/16 x 5/16 x 1 Key	2	36	HYD3169030	3/8 Socket HD Steel Pipe Plug	2
4	CHN0060109	L.H. Pickup Drive Chain	1	37	BRG0020016	P/U Drive Shaft Bushing	2
5	NEJ0001250	1-1/4" NF Esna Jam Nut - Pltd	2	38	SPK0033912	P/U Driven Sprocket	1
6	WCT0000500	1/2" Flatwasher - Plated	3	39	SCC0030011	3/8 x 3-1/4 NC HT CS - Plated	6
7	NCE0000500	1/2" NC Esna Nut - Plated	3	40	WCT0000375	3/8" Flatwasher - Plated	6
8	F 0000760	Connecting Link - RC60	2	41	F 0001797	Clutch Plt Compression Spring	6
9	ZZ 0000450	1/4 x 1/4 x 1-1/8 Key	3	42	F 0001790	Compression Spring F/PTO Clutch	2
10	F 0007397	Sprocket 1/2" Bore F/Chn Tightn	1	43	F 0001791	Clutch Pin	2
11	SPK0060B18	P/U Left Hand Auger Sprocket	1	44	CLH0017767	Pickup Drive Clutch	1
12	SPC0032740	Spacer, Idler	3	45	F 0001793	Friction Disc F/PTO Clutch	2
13	CRB5000400	1/2 x 4 Carriage Bolt-Pltd	3	46	CLH0017849	P/U Clutch Disc	1
14	NCH0000375	3/8" NC Hex Nut - Plated	8	47	CLH0017773	P/Up Clutch Adapter	1
15	WLK0000375	3/8" Medium Lockwasher - Pltd	11	48	NCE0000375	3/8" NC Esna Nut - Plated	6
16	SCC0030006	3/8 x 2 NC HT Cap Screw - Pltd	3	49	ZZ 0000454	1/4 x 1/4 x 2 Key	1
17	AUG0032222	Left Side Pickup Auger	1	50	NCH0000500	1/2" NC Hex Nut - Plated	1
18	COT0000704	5/32 x 1-3/4 Cotter Pin	1	51	WLK0000500	1/2" Lockwasher - Plated	1
19	F 0008383	Flangette-No Zerk F/F8102	6	52	SCC0050011	1/2 x 3-1/4 NC HT CS - Plated	1
20	BRGRA104RR	P/U Drive Bearing-1-1/4"	2	53	WAS0015783	Hardened ZZ228 Machine Bushing	4
21	SPK0060B24	P/U Drive Shaft Sprocket	1	54	BRG0067000	Bearing Complete	4
22	ZZ 0000208	7/8 x 18 Ga Machine Bushing	2	55	F 0008011	Outer Wheel Bearing Cup	4
23	RNG0002212	Cam Lever O-Ring	2	56	BRG0032234	P/U Auger Shft Brg Hsg	2
24	BSHP141812	Cam Lever Bushing	2	57	CRB3750250	3/8 x 2-1/2 Carriage Bolt-Pltd	8
25	NCH0003125	5/16" NC Hex Nut	48	58	SPK0002416	Idler Sprocket - 1/2" Bore	2
26	TNS0033671	Pickup Chain Tensioner	1	59	SPK0050B24	P/U Right Hand Auger Sprocket	1
27	SCC0050003	1/2 x 1-1/4 NC HT Cap Screw - Pltd	1	60	SPK0050B28	Pickup Reel Sprocket	1
28	F 0007448	Saddle Lever Spring Eyebolt	1	61	F 0000025	Connecting Link - RC50	1
29	F 0007559	Saddle Lever Spring	1	62	F 0000123	Offset Link - RC50	1
30	SCC0020004	5/16 x 1-1/2 NC HT Cap Screw - Pltd	1	63	F 0000759	Offset Link - RC60	1
31	AUG0032221	Right Side Pickup Auger	1	64	CHN0050105	R.H. Pickup Drive Chain	1
32	SHF0032786	Pickup Drive Shaft	1	65	CRB3753000	Carriage Bolt 3/8 x 3 UNC	3
33	CHN006081	Pickup Drive Chain	1				

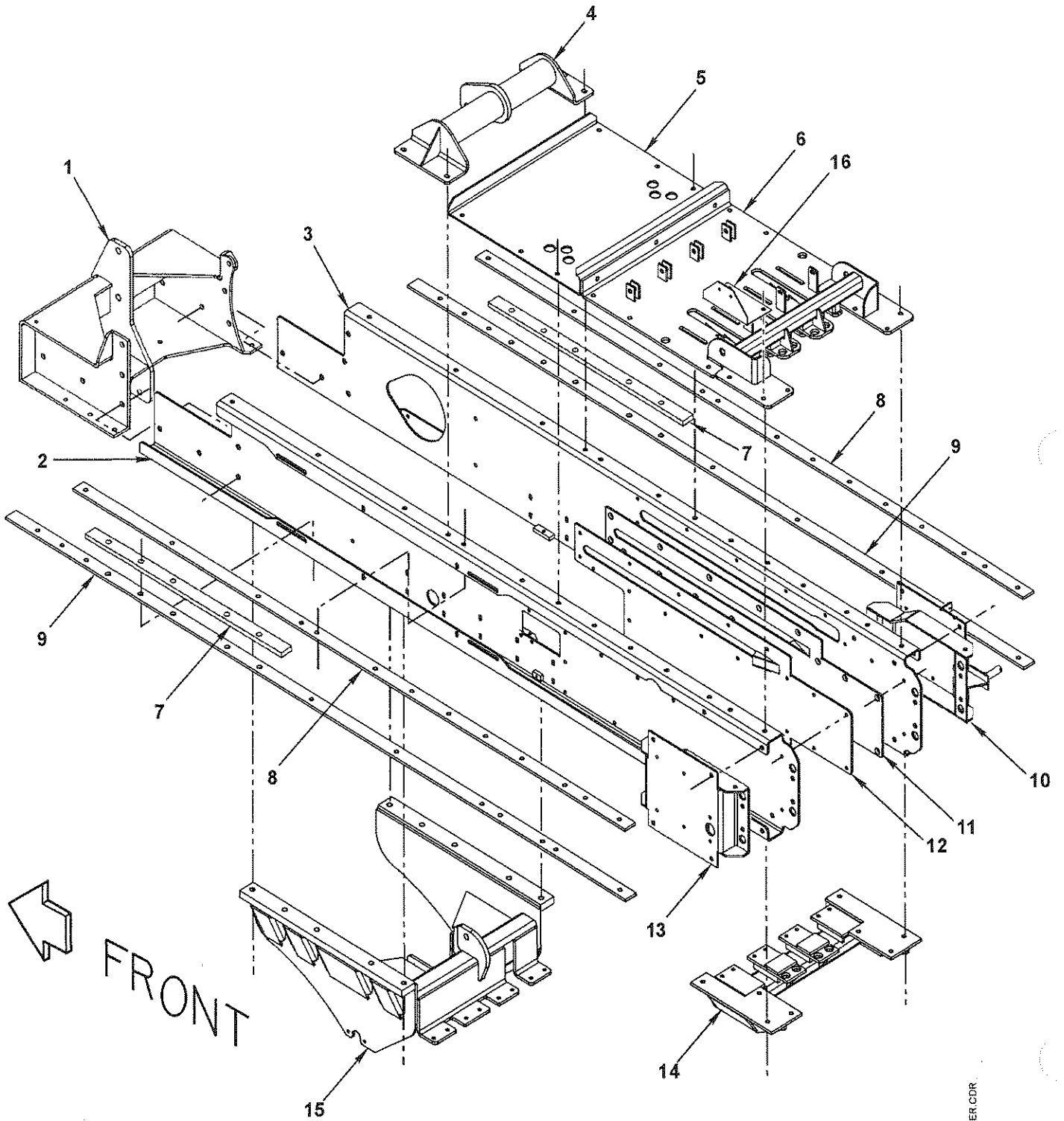
# FEEDER ASSEMBLY



## FEEDER ASSEMBLY

REF NO.	PART NO.	DESCRIPTION	QTY. USED	REF NO.	PART NO.	DESCRIPTION	QTY. USED
1	CHU0031506	R.H. Feed Chute Side Plate	1	28	SPK060SK33	P/U Drive Sprocket	1
2	CHU0031507	L.H. Feed Chute Side Plate	1	29	BSHSK21875	P/U Drive Sprocket Bushing	1
3	CHU0031517	Feed Chute Back Assy	1	30	SCC0070006	5/8 x 2 NC HT CS - Plated	8
4	DOR0031542	Feed Chute Access Door	1	31	NCH0000625	5/8" NC Hex Nut - Plated	12
5	CHU0031541	Feed Chute Top Section	1	32	WLK0000625	5/8" Medium Lockwasher - Pltd	12
6	HSG0032183	Feeder Bearing Housing	1	33	SCC0070007	5/8 x 2-1/4 NC HT CS - Plated	12
7	BRG0507910	Bearing Cup	2	34	SCC0050004	1/2 x 1-1/2 NC HT CS - Plated	12
8	BRG0507949	Bearing-Tapered Roller	2	35	SCC0050005	1/2 x 1-3/4 NC HT CS - Plated	12
9	SELV507949	Brg Seal - Use W/SPC34397	2	36	NCH0000500	1/2" NC Hex Nut - Plated	32
10	RNG0023161	Bearing Thrust Ring	2	37	WLK0000500	1/2" Lockwasher - Plated	32
11	CRA0032174	Crank, Feeder	2	38	SCC0030002	3/8 x 1 NC HT CS - Plated	22
12	LOK0017500	1-3/4 Std Thread Lock Collar	2	39	CRB3750013	3/8 x 1-1/4 Carriage Bolt-Pltd	4
13	SHF0032317	R.H. Feeder Drive Shaft	1	40	NCH0000375	3/8" NC Hex Nut - Plated	26
14	BRG0021135	4 Bolt Flange Bearing	2	41	WLK0000375	3/8" Medium Lockwasher - Pltd	26
15	SPK0100E30	Sprocket - Feeder Assembly	1	42	SCC0050008	1/2 x 2-1/2 NC HT CS - Plated	10
16	BSH0E21875	Feeder Assembly Sprocket Bushing	1	43	FRM0031522	Rear Gear Box Cross Frame	1
17	TIN0034001	Tine, Feeder	2	44	STR0032016	Stripper, Feeder, R.H.	1
18	NFH0000750	3/4" NF Hex Nut - Plated	1	45	STR0032313	Stripper, Feeder, Center	2
19	TIN0034907	Feeder Link Leading Tine	1	46	STR0032015	Stripper, Feeder, L.H.	1
20	LNK0032823	Feeder Link Assy	1	47	STR0032170	Center Feeder Stripper Mnt Assy	1
21	PIN0033506	Feeder Link Front Pivot Pin	1	48	ZZ 0000451	1/2 x 1/2 x 1-1/2 Key	2
22	SHF0032318	L.H. Feeder Drive Shaft	1	49	F 0000225	Knotter Drive Shaft Key 1/2 x 2	2
23	F 0007523	Needle Yoke Bearing	2	50	RNG5000162	1-5/8" Internal Retaining Ring	4
24	NFJ0000750	3/4" NF Jam Nut - Plated	1	51	HYD3159010	1/8" Hex HD Steel Pipe Plug	2
25	WAS0000118	3/4 Structural Washer - A325	1	52	SPC0034397	Feeder Brg Seal Spacer	2
26	PIN0033507	Feeder Lnk Rear Pivot Pin	1	53	FLT0034591	Feeder Bearing Seal Felt	2
27	SHF0032184	Feeder Tine Pivot Shaft	1				

# CHAMBER ASSEMBLY



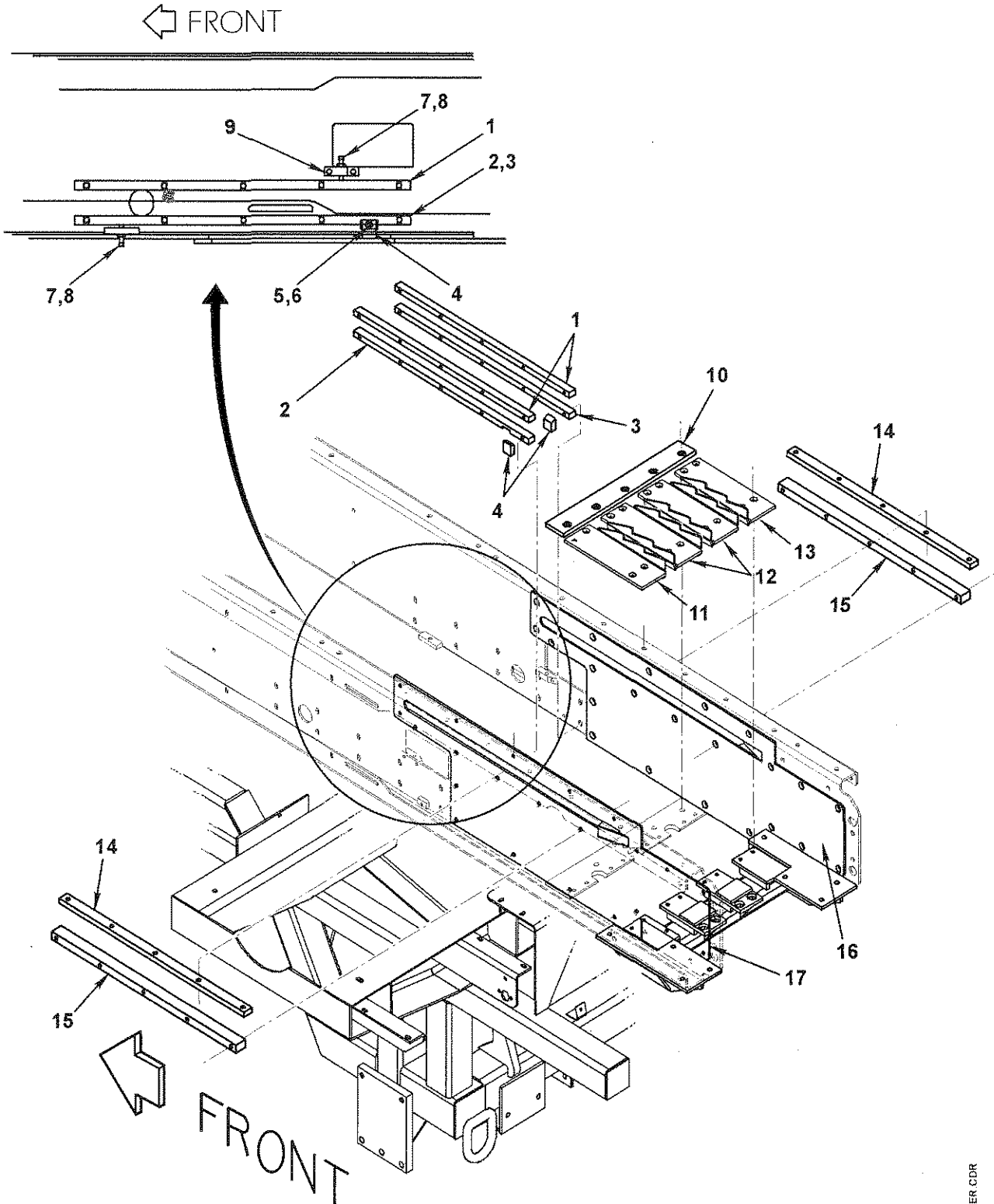
CHAMBER CDR

## CHAMBER ASSEMBLY

---

REF NO.	PART NO.	DESCRIPTION	QTY. USED
1	FRM0031616	Front Main Frame Assembly	1
2	CHM0032664	L.H. Chamber Side Assembly	1
3	CHM0032665	R.H. Chamber Side Assembly	1
4	SUP0031615	Gear Box Support, Upper Rear	1
5	CHM0033970	Top Front Chamber - 15"	1
	CHM0032445	Top Front Chamber - 14.5"	1
6	CHM0032435	Top Chamber Plate Assembly	1
7	CHM0033528	Chamber Stiffener Bar	2
8	CHM0032660	Upper Chamber Stiffener	2
9	CHM0032661	Lower Chamber Stiffener	2
10	MNT0032474	R.H. Tension Rail Mount Assy	1
11	LIN0031078	R. H. Chamber Wear Liner Assy	1
12	LIN0031077	L. H. Chamber Wear Liner Assy	1
13	MNT0032470	L.H. Tension Rail Mount Assy	1
14	FRM0031536	Bottom Frame Cross Member	1
15	FRM0031522	Rear Gear Box Cross Frame	1
16	MNT0033924	Tension Valve Mount	1

# CHAMBER LINERS AND STATIONARY KNIFE



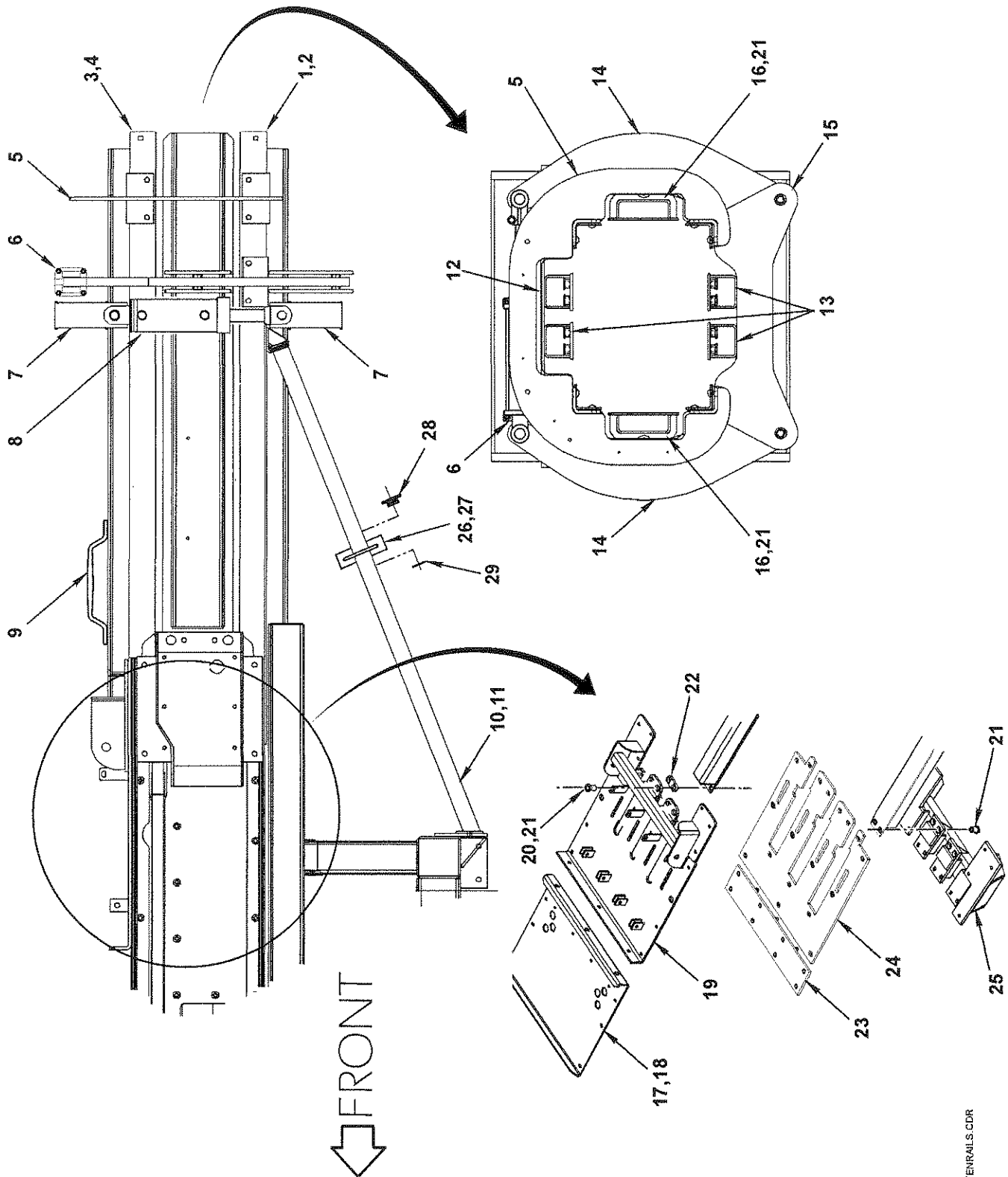
## CHAMBER LINERS AND STATIONARY KNIFE

---

REF NO.	PART NO.	DESCRIPTION	QTY. USED
1	PLG0031038	Front Plunger Roller Rail	2
2	PLG0032677	Front Lower L.H. Plunger Roller Rail	1
3	PLG0032678	Front Lower R.H. Plunger Roller Rail	1
4	BLK0032668	Lower Plunger Roller Rail Adj Block	2
5	SQS3131500	5/16 x 1-1/2" Square Head Screw	2
6	NCJ0000313	5/16" NC Hex Jam Nut - Plated	2
7	SQS3752500	3/8 x 2-1/2" Square Head Screw	4
8	NCJ0000375	3/8" NC Hex Jam Nut - Plated	4
9	BLK0032966	Plunger Rail Jack Block	2
10	KNF0031755	Stationary Knife	1
11	LIN0033513	Left Chamber Liner	1
12	LIN0033512	Center Chamber Liner	2
13	LIN0033514	Right Chamber Liner	1
14	PLG0031043	Upper Rear Plunger Roller Rail	2
15	PLG0031042	Lower Rear Plunger Roller Rail	2
16	LIN0031078	R.H. Chamber Wear Liner	1
17	LIN0031077	L.H. Chamber Wear Liner	1



# TENSION BEAMS, RAILS AND SQUEEZE ASSEMBLIES



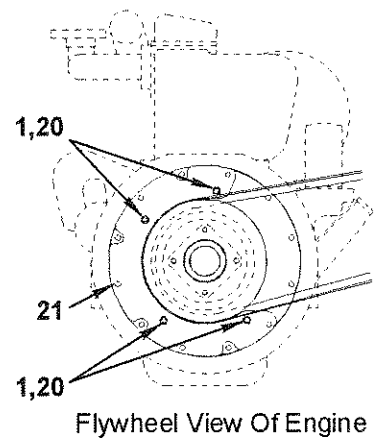
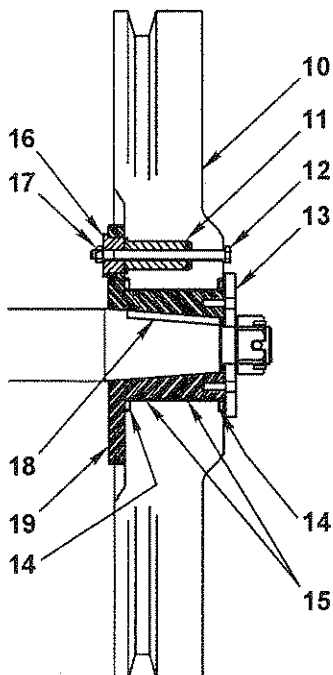
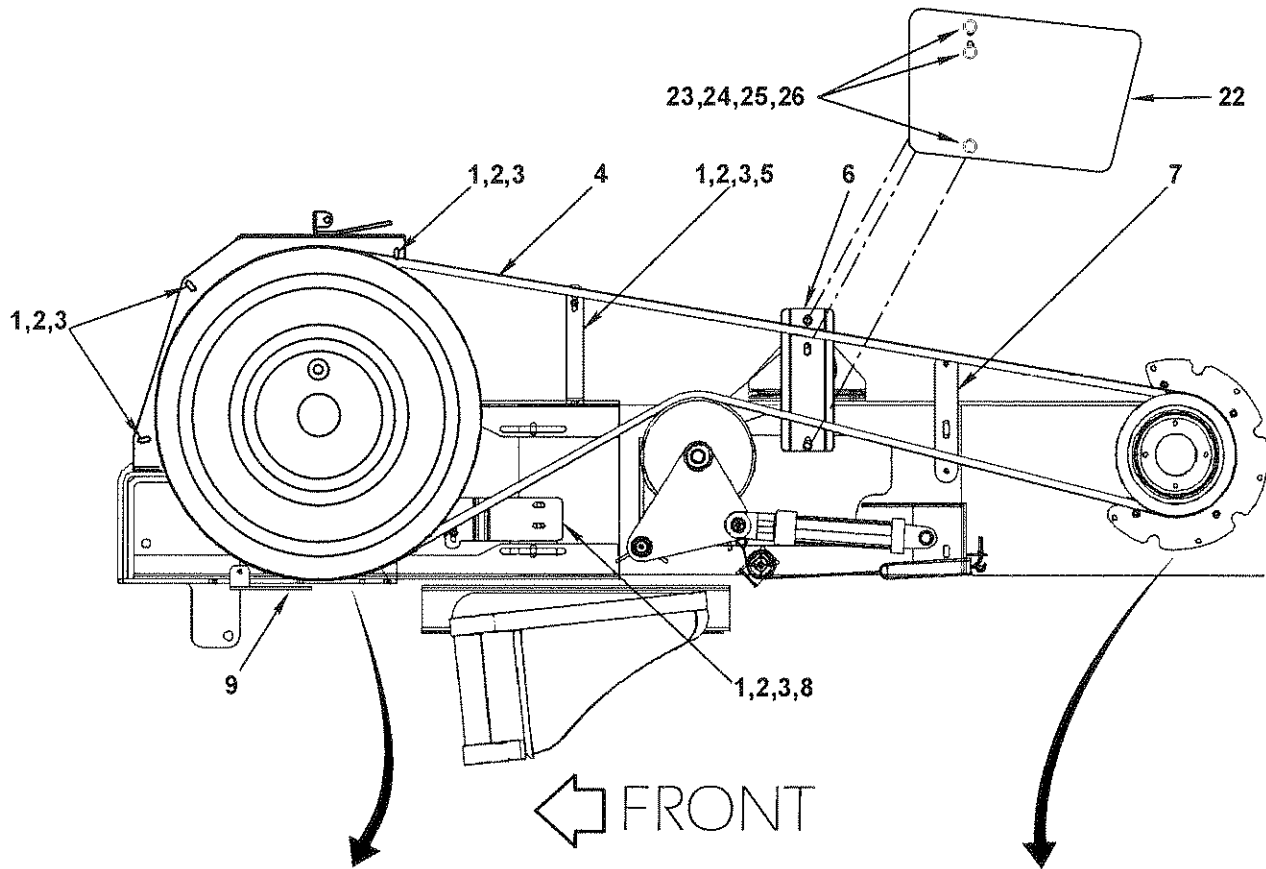
TENRAILS.CDR

## TENSION BEAMS, RAILS AND SQUEEZE ASSEMBLIES

---

REF NO.	PART NO.	DESCRIPTION	QTY. USED
1	ANG0031588	Lower Left Chamber Extension Angle	1
2	ANG0031589	Lower Right Chamber Extension Angle	1
3	ANG0031915	Top Left Chamber Extension Angle	1
4	ANG0031916	Top Right Chamber Extension Angle	1
5	YOK0031891	Top Rear Chamber Yoke	1
6	F 0006519	Hydraulic Cylinder 2 x 8	1
7	TNS0033588	Tension Rail Beam	2
8	CYL0033749	Vertical Tension Cylinder	2
9	HAN0000817	Chrome Grab Handle	2
10	BRC0031937	Left Rear Chamber Brace	1
11	BRC0031938	Left Rear Chamber Brace	1
12	TNS0033587	Top Tens Rail W/Meter Wheel Cut Out	1
13	TNS0033586	Top And Bottom Tension Rail	3
14	TNS0031889	Horizontal Tension Rail Squeeze	2
15	YOK0031895	Bottom Rear Chamber Yoke	1
16	TNS0033601	Side Tension Rail	2
17	CHM0032445	Top Front Chamber Plate - 14.5" Chmbr	1
18	CHM0033970	Top Front Chamber Plate - 15" Chmbr	1
19	CHM0032435	Top Chamber Plate Assembly	1
20	BSH0034240	Tens Rail Pivot Bushing - 14.5" Chmbr	4
21	BSH0031605	Tens Rail Pivot Bushing - 14.5" Chmbr	8
	BSH0031605	Tens Rail Pivot Bushing - 15" Chmbr	12
22	SPC0034242	Top Tension Rail Spacer - 14.5" Chmbr	2
23	LIN0034231	Top Frnt Chmbr Liner Asy -14.5" Chmbr	1
24	LIN0034233	Top Rear Chmbr Liner Asy-14.5" Chmbr	1
25	FRM0031536	Bottom Frame Cross Member	1
26	BKT0034709	Rear Twine Guide Bracket	1
27	CLP0035408	2" Exhaust Clamp	2
28	F 0000856	Twine Guide Bushing	3
29	F 0000857	Snap Ring F/Twine Guide Bushing	3

# FLYWHEEL, DRIVE BELT AND GUIDES



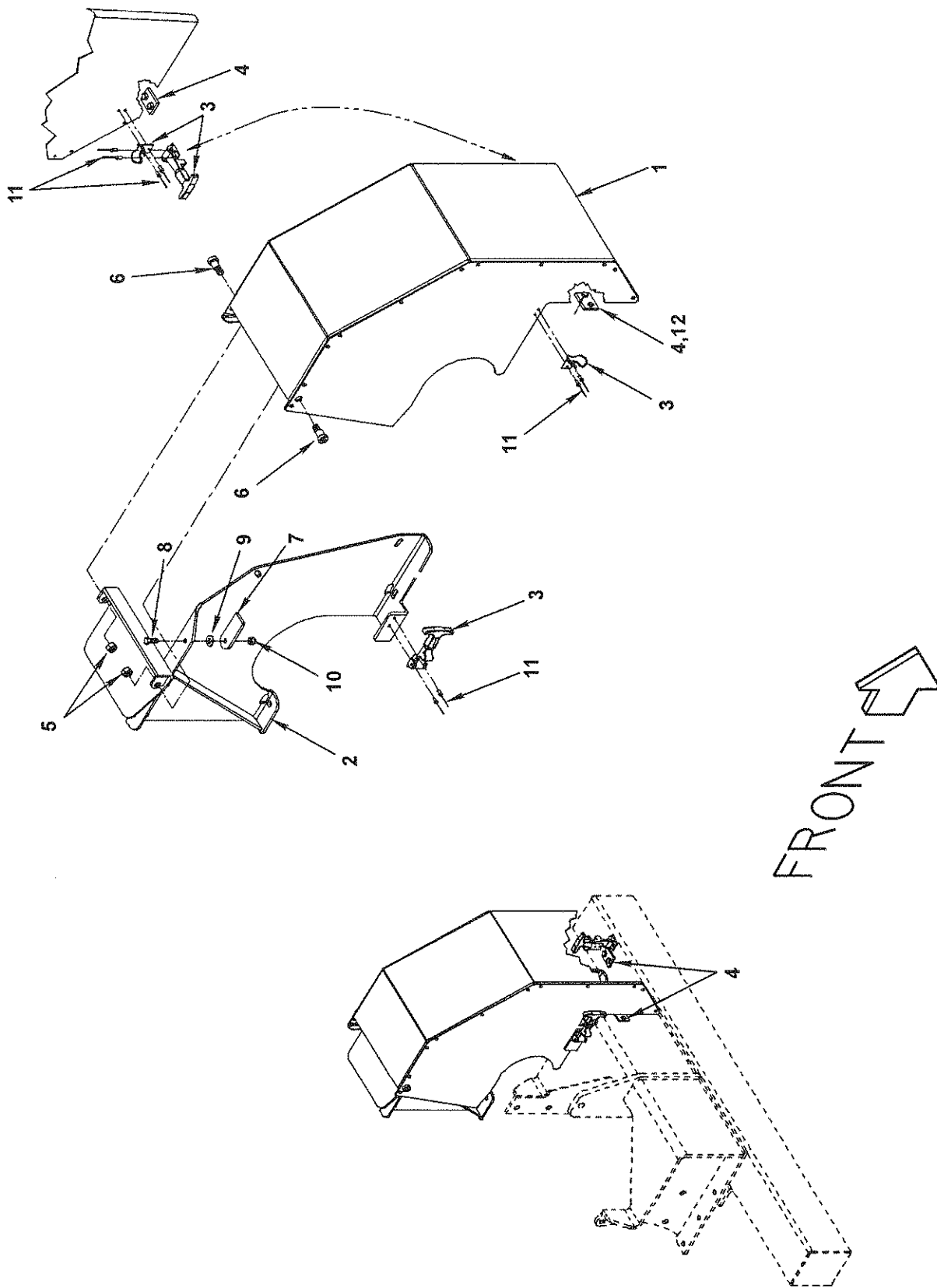
## FLYWHEEL, DRIVE BELT AND GUIDES

---

REF NO.	PART NO.	DESCRIPTION	QTY. USED
1	PIN0034696	Flywheel Belt Guide Pin	9
2	NCH0000375	3/8" NC Hex Nut - Plated	10
3	WCT0000375	3/8" Flatwasher - Plated	10
4	BLT000D210	Main Drive Belt	1
5	BKT0034705	Midspan Belt Guide Bracket	1
6	GUD0033425	Center Belt Guide Assembly	1
7	GUD0033484	Rear Belt Guide Assembly	1
8	BKT0033451	Lower Rear Belt Guide Bracket	1
9	BKT0033444	Bottom Belt Guide Bracket	1
10	FLW0031112	Flywheel	1
11 *	BSH0031142	Flywheel Shear Bushing	1
12	SCC0030019	3/8 X 6-1/2 NC HT CS - Plated	1
13	RET0031144	Flywheel Retaining Washer	1
14	SEL0045025	Flywheel Bearing Seal	2
15	BRG072DU32	Flywheel Bearing	2
16 *	BSH0031143	Flywheel Shear Bushing	1
17	NCE0000375	3/8" NC Esna Nut	1
18	F 0000072	1/2 x 1/2 x 3-1/2" Key	1
19	HUB0031140	Flywheel Shear Hub	1
20	NMS0000375	3/8" NC Whiz Nut - Plated	4
21	PLT0033418	Belt Guide Plate	1
22	SHD0034280	Flywheel Drive Belt Guide Shield	1
23	SPC0033423	Belt Guide Spacer	3
24	SCC0050012	1/2 x 3-1/2 NC HT CS - Plated	3
25	WCT0000500	1/2" Flatwasher - Plated	6
26	NCE0000500	1/2" NC Esna Nut - Plated	3

\* REF # 11 and #16 Are Included In REF # 10 FLW0031112

# FLYWHEEL SHIELD ASSEMBLY

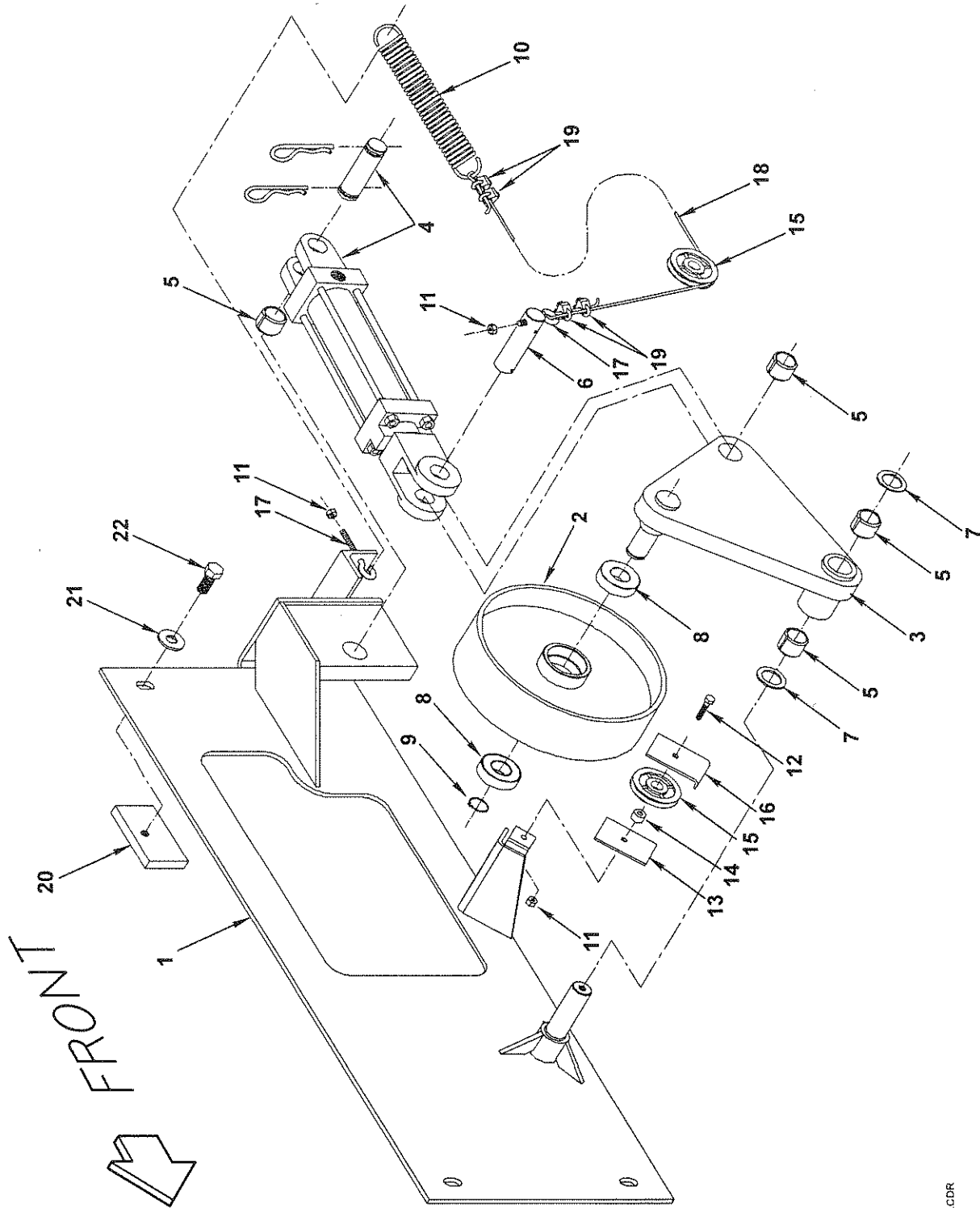


## FLYWHEEL SHIELD ASSEMBLY

---

REF NO.	PART NO.	DESCRIPTION	QTY. USED
1	SHD0034290	Flywheel Shield	1
2	MNT0034697	Flywheel Shield Mount	1
3	LAT0000201	Latch	2
4	F 0001589	Hay Dog Silencer W/Screws	2
5	NCH0000375	3/8" NC Hex Nut - Plated	2
6	SMS6257500	5/8 x 3/4 NC Soc Drv Shoulder Bolt	2
7	SUP0034853	Flywheel Shield Support	1
8	SCC0030003	3/8 x 1-1/4 NC HT CS - Plated	1
9	WCT0000375	3/8 Flatwasher - Plated	1
10	NCE0000375	3/8 NC Esna Nut - Plated	1
11	RIV0000604	3/16 x 1/4 Rivet - Stainless	8

# DRIVE BELT IDLER ASSEMBLY



BLTCLTCH.CDR

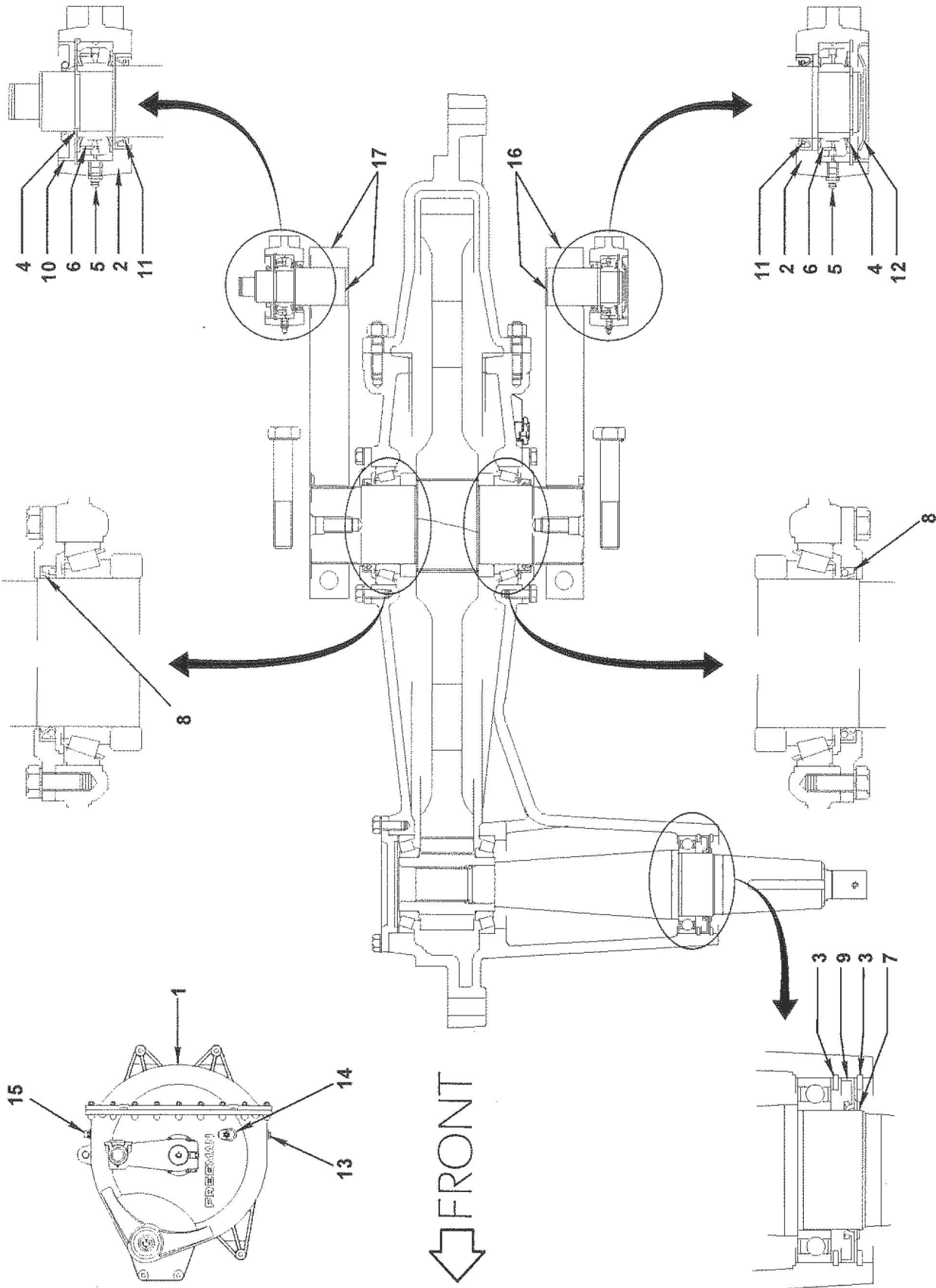
## DRIVE BELT IDLER ASSEMBLY

---

REF NO.	PART NO.	DESCRIPTION	QTY. USED
1	MNT0030787	Belt Idler Mount Assembly	1
2	PUL0030770	Idler Pulley Assembly	1
3	CRA0030777	Belt Idler Bell Crank Assembly	1
4	CYL000206A	Cylinder - 2" x 6" (Modified)	1
5	BSH00VG400	Tension Bushing	4
6	PIN0033395	Belt Clutch Cylinder Pin	1
7	ZZ 0000214	Machine Bushing	2
8	BRG00205PP	Bearing	2
9	RET0510098	Retaining Ring	1
10	SPG0020662	Spring	1
11	NCE0000250	1/4 NC Esna Nut - Plated	2
12	SCC0010003	1/4 x 1-1/4 NC HT CS - Plated	1
13	F 0000995	Plate F/Cable Sheave Roller	1
14	F 0004068	Bushing F/F4067 Roller	1
15	F 0004067	Nylon Wire Guide Roller	1
16	F 0000994	Shield F/Cable Sheave Roller	1
17	SMS0001390	Eye Bolt	2
18	CBL0000111	1/8" Galv Aircraft Cable (per Ft)	2
19	F 0000990	Cable Clamp	4
20	PLT0033259	Idler Belt Plate Nut	4
21	WAS0000128	1/2" SAE Flatwasher	4
22	SCC0050003	1/2 x 1-1/4 NC HT CS - Plated	4



# BONDIOLI GEARBOX



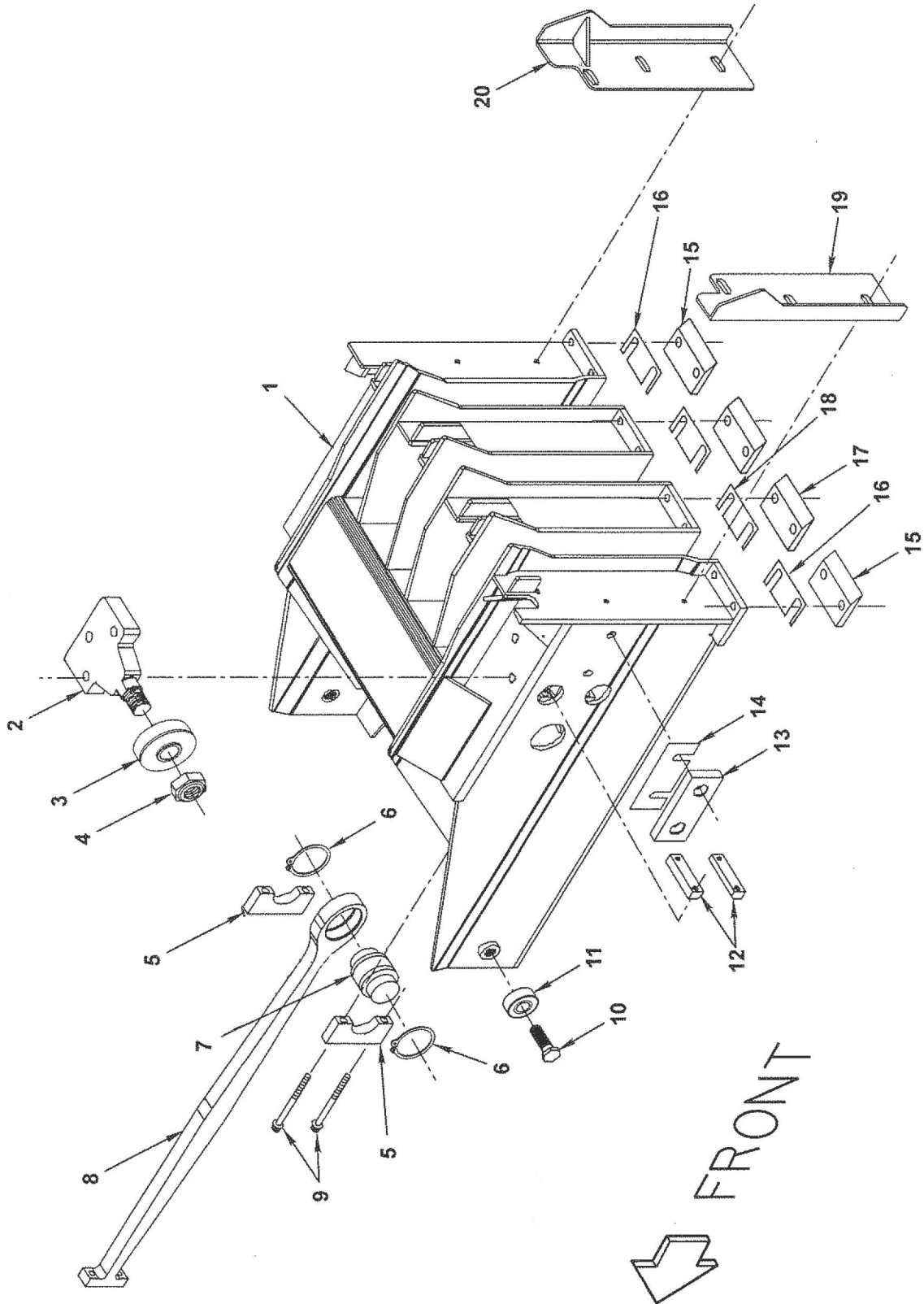
GEARBOX.CDR

## BONDIOLI GEARBOX

---

REF NO.	PART NO.	DESCRIPTION	QTY. USED
1	BON0033083	Bondioli Gearbox	1
2	BON0000001	Gearbox Crank Arm Hub	2
3	BON0000002	Snap Ring	2
4	BON0000003	Crank Arm Retaining Ring	2
5	BON0000004	Gearbox Grease Zerk	2
6	BON0000005	Gearbox Crank Arm Bearings	2
7	BON0000006	Gearbox Dirt Excluder	1
8	BON0000007	Gearbox Main Shaft Oil Seal	2
9	BON0000008	Input Shaft Oil Seal	1
10	BON0000009	Gearbox R.H. Crank Arm Seal	1
11	BON0000010	Crank Arm Bearing Seal	2
12	BON0000011	L.H. Bearing Closure Cap	1
13	BON0000012	Gearbox Drain Plug	1
14	BON0000013	Oil Level Sight Glass	1
15	BON0000014	Pressure/Breather Plug	1
16	BON0000015	Gearbox L.H. Crank Arm	1
17	BON0000016	Gearbox R.H. Crank Arm	1

# PLUNGER AND CONNECTING ROD ASSEMBLIES

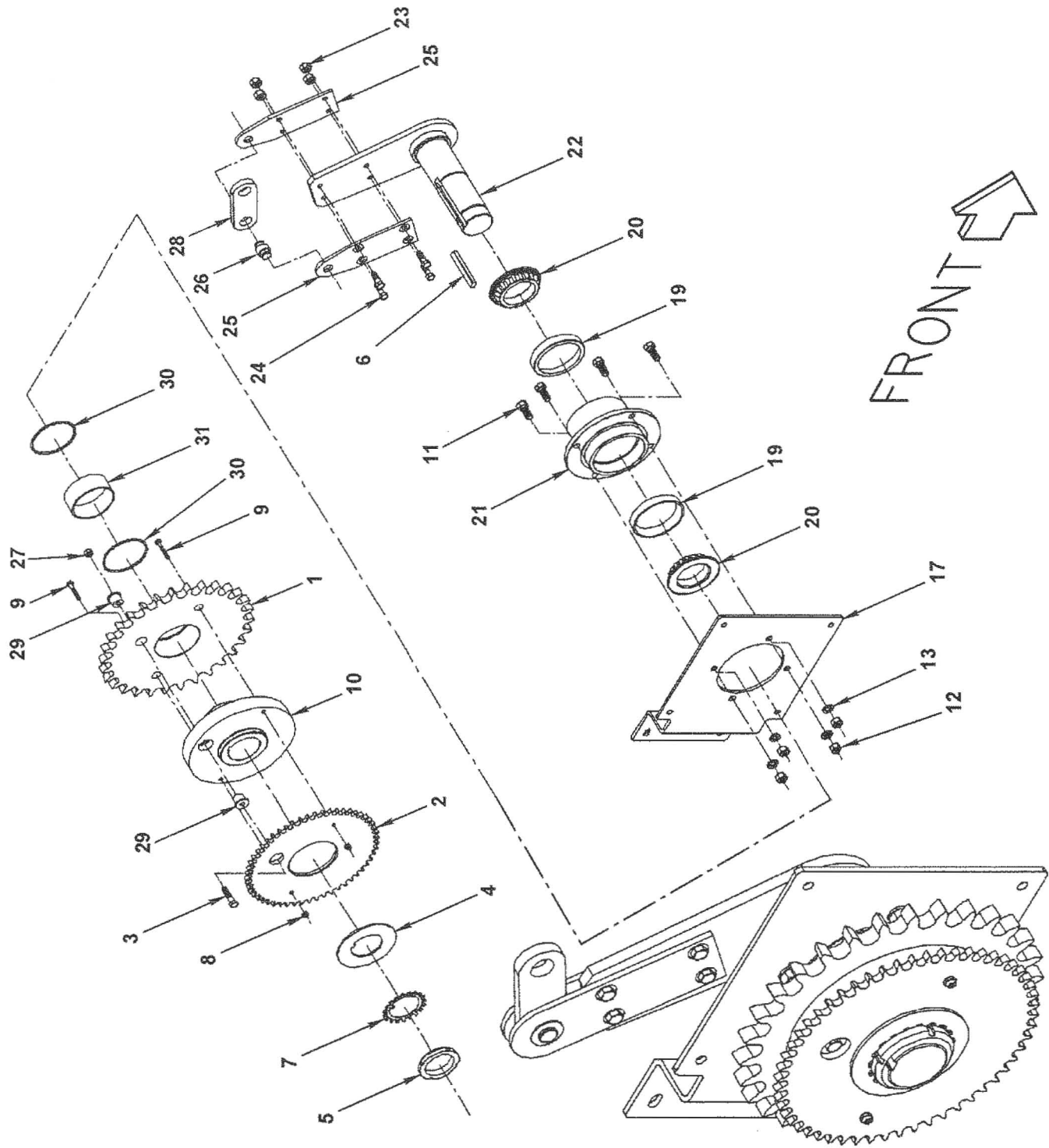


## PLUNGER AND CONNECTING ROD ASSEMBLIES

---

REF NO.	PART NO.	DESCRIPTION	QTY. USED
1	PLG0030880	Plunger Assembly - 15" Chamber	1
	PLG0034243	Plunger Assembly - 14.5" Chamber	1
2	SHF0030848	Rear Plunger Roller Shaft Block	2
3	BRGM306DDB	Rear Plunger Roller Bearing	2
4	NEJ0001000	1" NC Esna Jam Nut - Plated	2
5	CLP0030878	Con Rod Pin Clamp Block	4
6	RNG5000433	Snap Ring	4
7	PIN0030841	Connecting Rod Plunger Pin	2
8	ROD0030844	Plunger Connecting Rod	2
9	SMS0080317	3/8 x 5 NC 12 Pt Cap Screw	8
10	PLG0034588	Front Plunger Roller Bolt	2
11	BRG203KRR3	Front Plunger Roller Bearing	2
12	PLT0031204	Con Rod Pin Clamp Nut Plate	4
13	PLG0031035	Plunger Hard Slide	2
14	PLG0031037	Plunger Hard Slide Shim	A/R
15	KNF0030953	Outer Plunger Knife	2
16	SHM0031388	Outer Plunger Knife Shim - 16Ga	A/R
	SHM0031389	Outer Plunger Knife Shim - .012	A/R
17	KNF0030954	Inner Plunger Knife	2
18	SHM0031386	Inner Plunger Knife Shim - 16Ga	A/R
	SHM0031387	Inner Plunger Knife Shim - .012	A/R
19	PLG0031022	L.H. Plunger Side Extension Assembly	1
20	PLG0031021	R.H. Plunger Side Extension Assembly	1

# AUXILLARY DRIVE ASSEMBLY

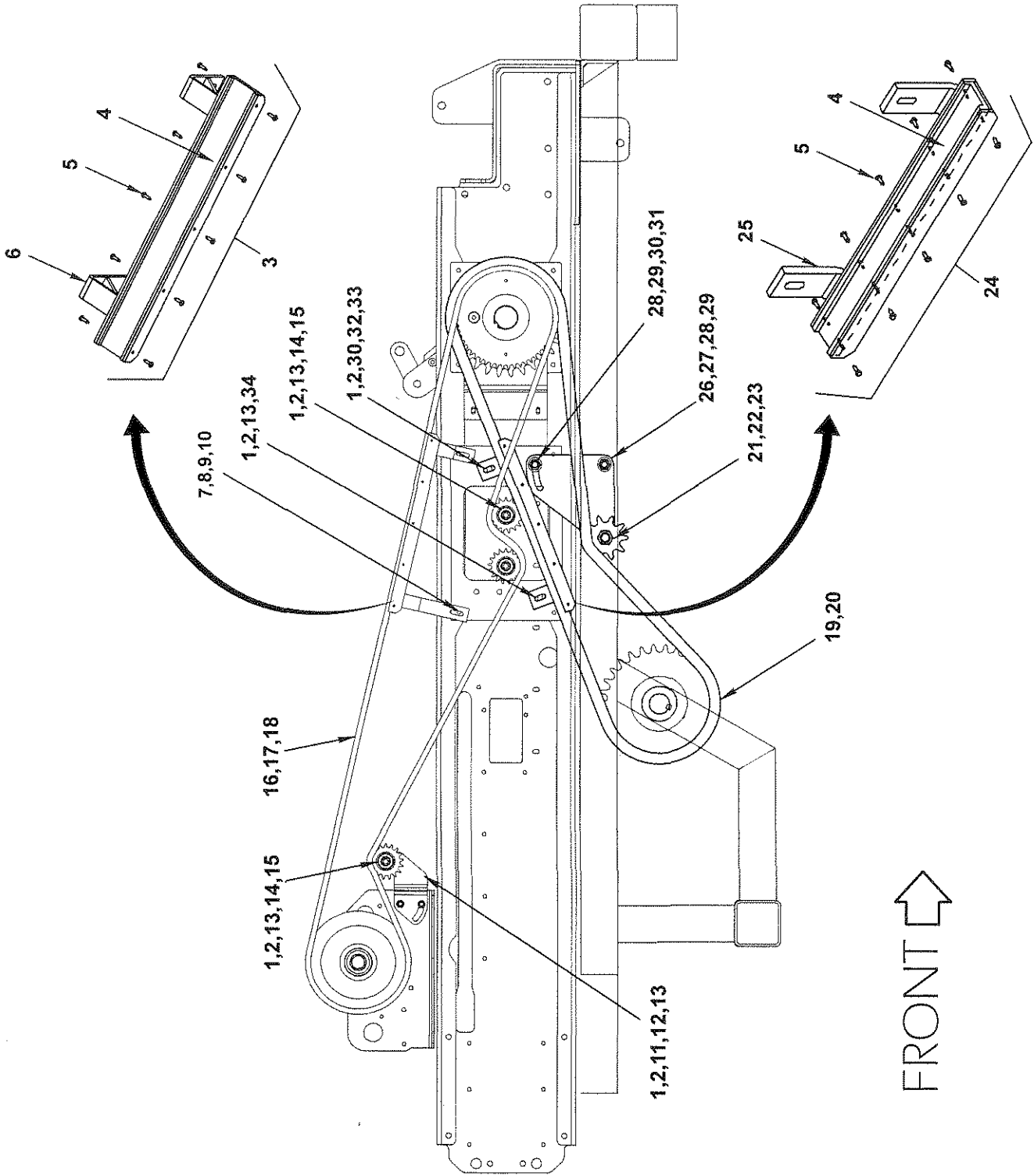


## AUXILLARY DRIVE ASSEMBLY

---

REF NO.	PART NO.	DESCRIPTION	QTY. USED
1	SPK0031501	Feeder Drive Sprocket	1
2	SPK0031502	Knotter Drive Sprocket	1
3	SCC0030007	3/8 x 2-1/4 NC HT CS - Plated	1
4	SPC0031349	Auxillary Crank Arm Spacer	1
5	NMS000TN13	Bearing Locknut	1
6	ZZ 0000463	3/8 x 1/2 x 3-3/4" Long Key	1
7	WAS00TW113	Bearing Lockwasher	1
8	SCC0010005	1/4 x 1-3/4 NC HT CS- Plated	2
9	NCE0000250	1/4" NC Esna Nut - Plated	2
10	HUB0031350	Auxillary Drive Shear Hub W/BSH31351	1
11	SCC0050003	1/2 x 1-1/4 NC HT CS- Plated	4
12	WLK0000500	1/2" Lockwasher - Plated	4
13	NCH0000500	1/2" NC Hex Nut - Plated	4
14	SCC0030003	3/8 x 1-1/4 NC HT CS - Plated	8
15	WLK0000375	3/8" Lockwasher - Plated	8
16	NCH0000375	3/8" NC Hex Nut - Plated	8
17	PLT0031352	Auxillary Drive Bearing Mount Plate	1
18	WCT0000375	3/8" Flatwasher - Plated	4
19	BRG000394A	Bearing Cup	2
20	BRG395LA90	Cone Assembly	2
21	HSN0031353	Auxillary Drive Bearing Housing	1
22	ARM0031341	Auxillary Drive Crank Arm Assembly	1
23	NFX0003750	3/8" NF Flex-Lock Jam Nut	4
24	SFC0030003	3/8 x 1-1/4 NF HT CS - Plated	4
25	PLT0031348	Auxillary Crank Link Plate	2
26	PIN0031504	Auxillary Drive Drag Link Pin	1
27	NCE0000375	3/8" NC Esna Nut - Plated	1
28	LNK0031503	Auxillary Drive Drag Link	1
29	BSH0031351	Auxillary Drive Shear Bushing	2
30	RNG0002239	O'Ring	2
31	BRG0000019	Feeder Drive Sprocket Bearing	1

# CHAIN DRIVE ASSEMBLIES



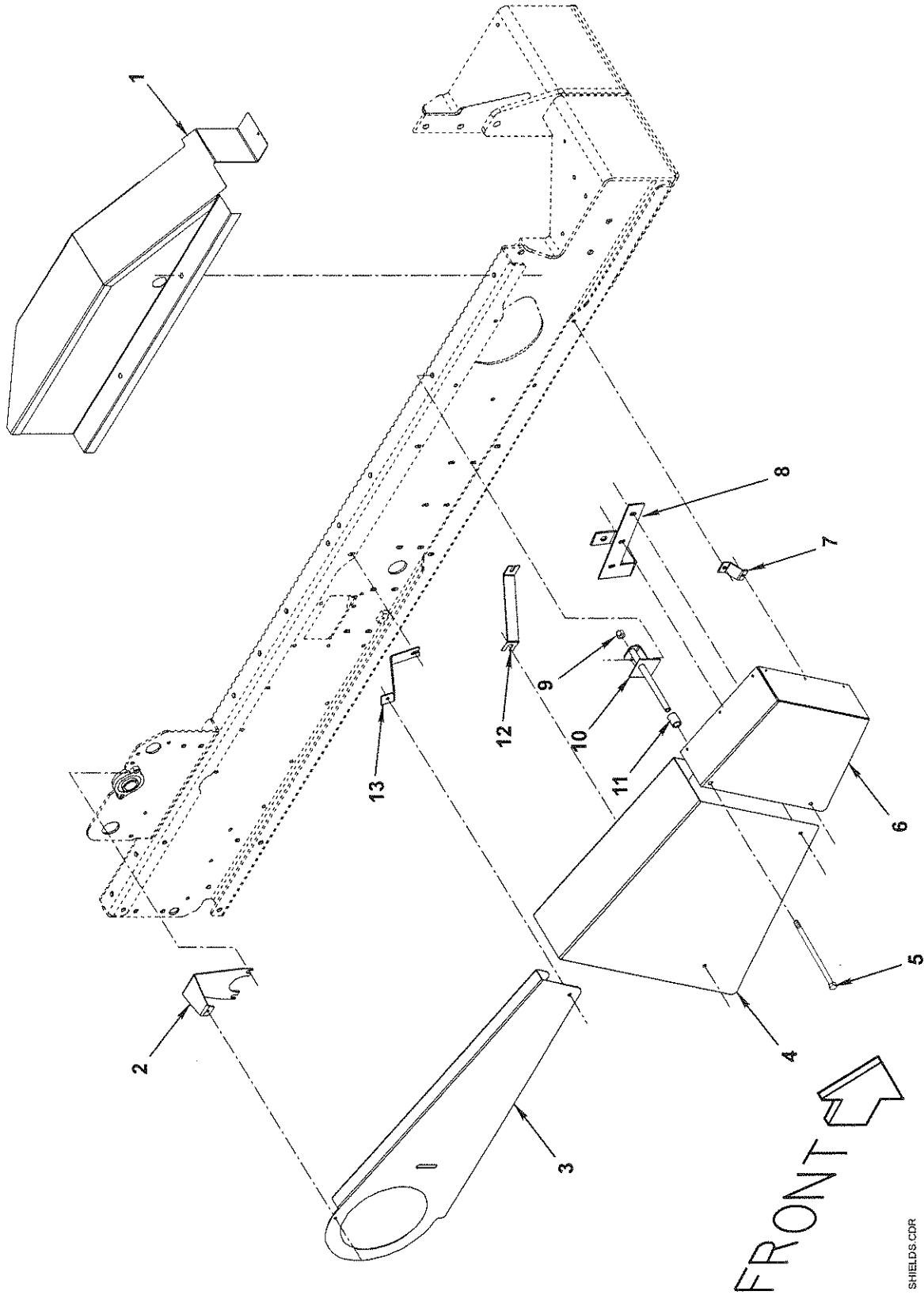
## CHAIN DRIVE ASSEMBLIES

---

REF NO.	PART NO.	DESCRIPTION	QTY. USED
1	WLK0000500	1/2" Medium Lockwasher - Plated	5
2	NCH0000500	1/2" NC Hex Nut - Plated	5
3	CHN0034582	Knotter Chain Guide Assembly	1
4	CHN0032297	Wear Strip	2
5	SMS0000201	Sheet Metal Screw, #8 x 5/8 HD	20
6	MNT0034583	Chain Guide Mount	1
7	SCC0030004	3/8x 1-1/2 NC HT CS - Plated	2
8	WCT0000375	3/8" Flatwasher - Plated	4
9	WLK0000375	3/8" Lockwasher - Plated	2
10	NCH0000375	3/8" NC Hex Nut - Plated	2
11	MNT0032692	Knotter Chain Idler Mount	1
12	SCC0050004	1/2 x 1-1/2 NC HT CS - Plated	2
13	WCT0000500	1/2" Medium Flatwasher - Plated	5
14	SCC0050018	1/2 x 6 NC HT CS - Plated	1
15	SPK0002416	Idler Sprocket - 1/2" Bore	2
16	CHN0000291	Auto Luber Chain 291P	1
17	F 0000025	Connecting Link - RC50	1
18	F 0000123	Offset Link - RC50	1
19	CHN0010097	#100 Riveted Roller Chain - 97 Pitch	1
20	CNK0001000	Connecting Link #100 Chain	1
	OFL0001000	Offset Link #100	2
21	SPK0000100	Feeder Drive Idler Sprocket	1
22	SCC0100010	1 x 3 NC HT CS - Plated	1
23	WAS0000110	1" SAE Flatwasher	A/R
24	CHN0032298	Feeder Chain Guide Assembly	1
25	MNT0032296	Chain Guide Mount	1
26	MNT0032288	Feeder Chain Idler Mount	1
27	SCC0070006	5/8 x 2 NC HT CS - Plated	1
28	WLK0000625	5/8" Lockwasher - Plated	2
29	NCH0000625	5/8" NC Hex Nut - Plated	2
30	SCC0070008	5/8 x 2-1/2 NC HT CS - Plated	1
31	WCT0000625	5/8" Flatwasher - Plated	1
32	SCC0050018	1/2 x 6 NC HT CS - Plated	1
33	SPC0034718	Knnotter Chain Idler Spacer	1
34	SCC0050005	1/2 x 1-3/4 NC HT CS - Plated	1



# CRANK ARM AND CHAIN DRIVE SHIELDS

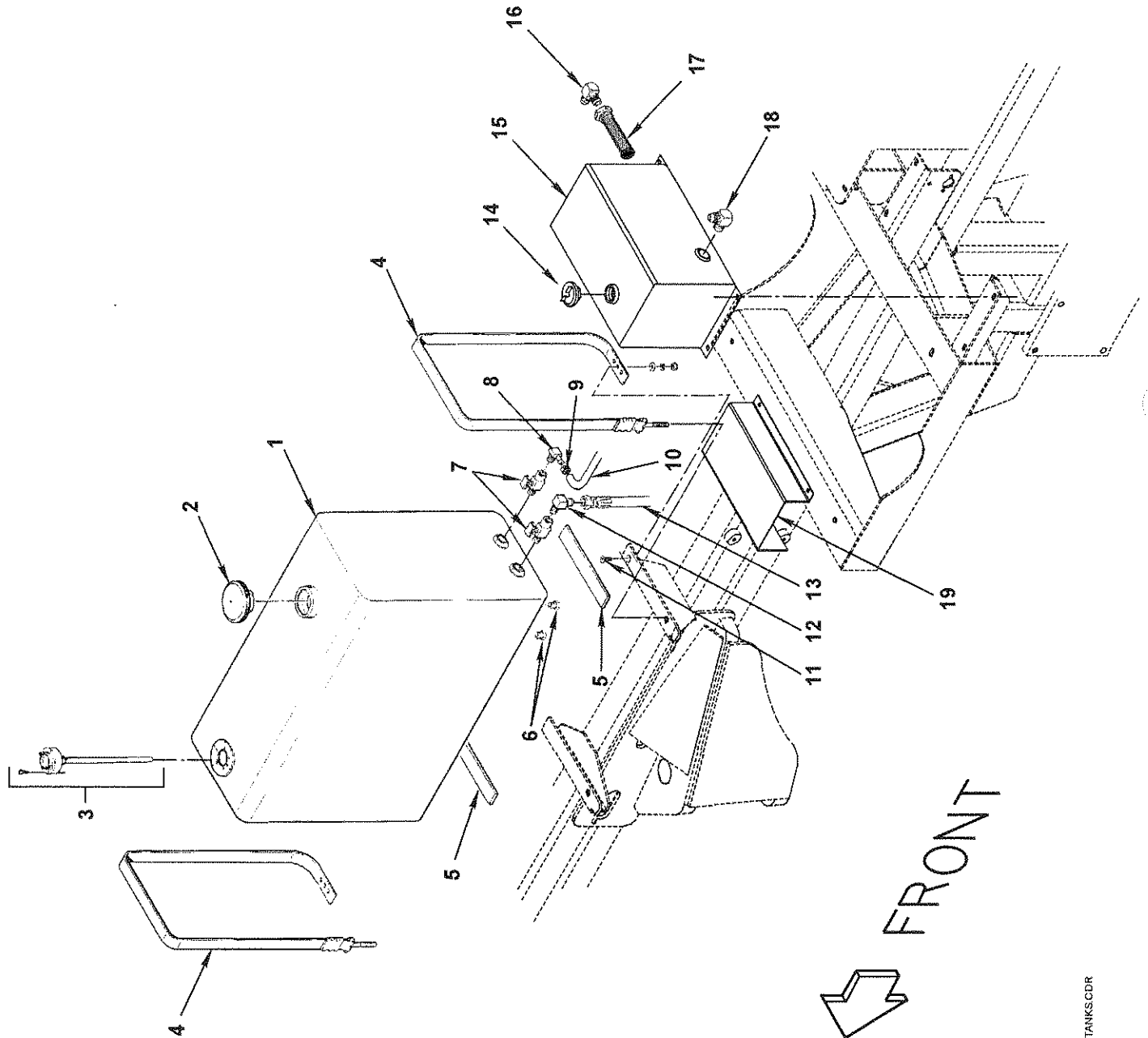


## CRANK ARM AND CHAIN DRIVE SHIELDS

---

REF NO.	PART NO.	DESCRIPTION	QTY. USED
1	SHD0034844	R.H. Crank Shield	1
2	BKT0034279	Knotter Chain Sprocket Shield	1
3	SHD0034277	Knotter Drive Sprocket Rear Shield	1
4	SHD0034281	Knotter Chain Shield	1
5	SCC0030100	3/8 X 10 NC HT CS - Plated	1
6	SHD0034289	Forward Idler Sprocket Shield Assy	1
7	SUP0034861	Lower Chain Shield Support	1
8	SUP0034836	Chain Shield Support	1
9	NCE0000375	3/8" NC Esna Nut - Plated	1
10	MNT0034856	Chain Shield Mount	1
11	SPC0034862	Chain Shield Mount Spacer	1
12	BKT0034213	Forward Chain Shield Standoff Bracket	1
13	BKT0034278	Knotter Chain Shield Mounting Bracket	1

# FUEL AND HYDRAULIC TANK ASSEMBLIES





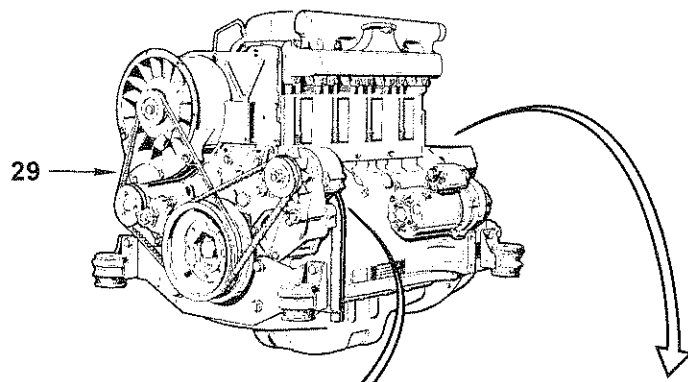
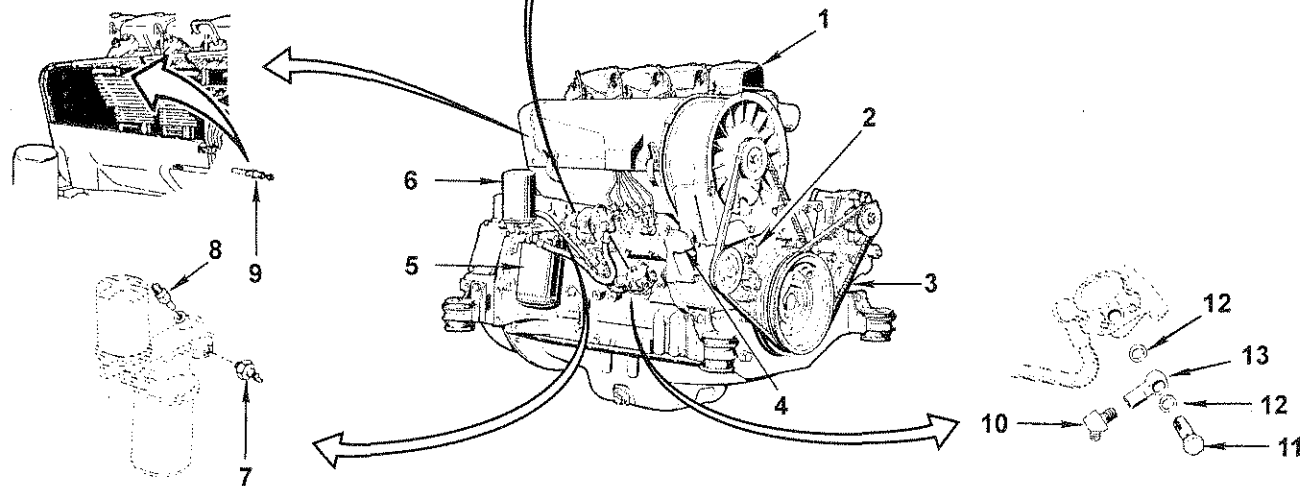
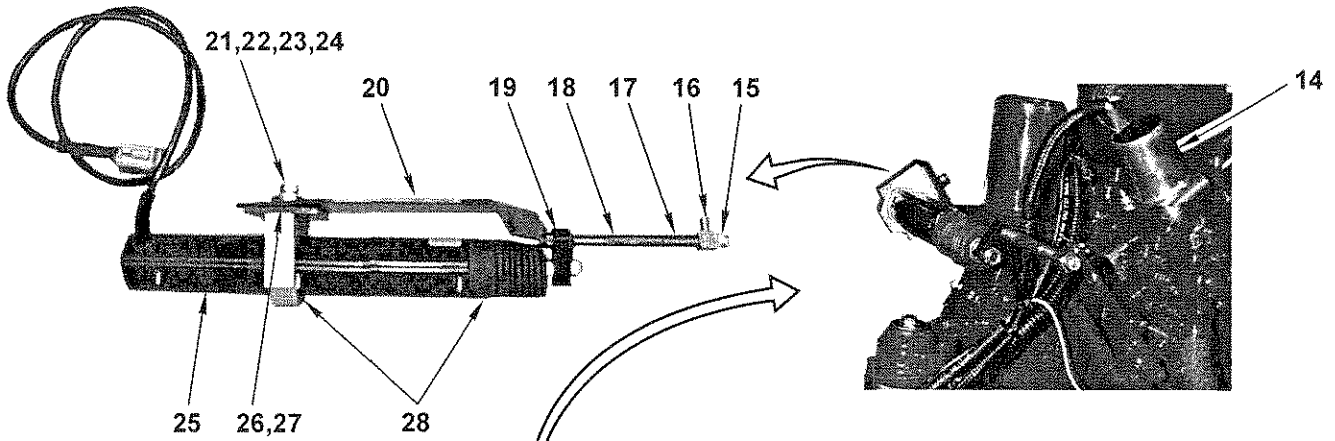
TANKSCDR

## FUEL AND HYDRAULIC TANK ASSEMBLIES

---

REF NO.	PART NO.	DESCRIPTION	QTY. USED
1	TNK0031999	Fuel Tank Assembly - 30 GAL	1
2	F 0001689	Fuel Tank Cap	1
3	SDR0RA9320	Fuel Level Sender	1
4	CLP0708501	SP Fuel Tank Strap	2
5	F 0000893	Tank Felts - Set Of 4	1
6	HYD3169020	1/4 NPT Socket Head Pipe Plug	2
7	F 0008189	Shut Off Valve	2
8	HYD1069022	1/4 Hose x 1/4 NPT 90° Barbed Hse Elb	1
9	CLP7051170	Hose Clamp	1
10	HSE0001875	3/16" ID Fuel Line Hose (Per FT)	5
11	SMF0002001	5/16 x 3/4 FH Machine Screw - Plated	2
12	HYD5405045	3/8 JIC x 3/8 NPT 90° Male Elbow	1
13	HOS0034415	Engine Fuel Inlet To Tank Front	1
14	CAP0001390	Pressure Vent Cap	1
15	TNK004Z980	Hydraulic Reservoir	1
16	HYD5405070	1" JIC x 1" NPT 90° Male Elbow	1
17	FILS1510V3	Hydraulic Tank Filter	1
18	HYD5405060	3/4 JIC x 3/4 NPT 90° Male Elbow	1
19	SHD0034802	Hydraulic Manifold Shield	1

# DEUTZ ENGINE, FILTERS AND ASSEMBLIES

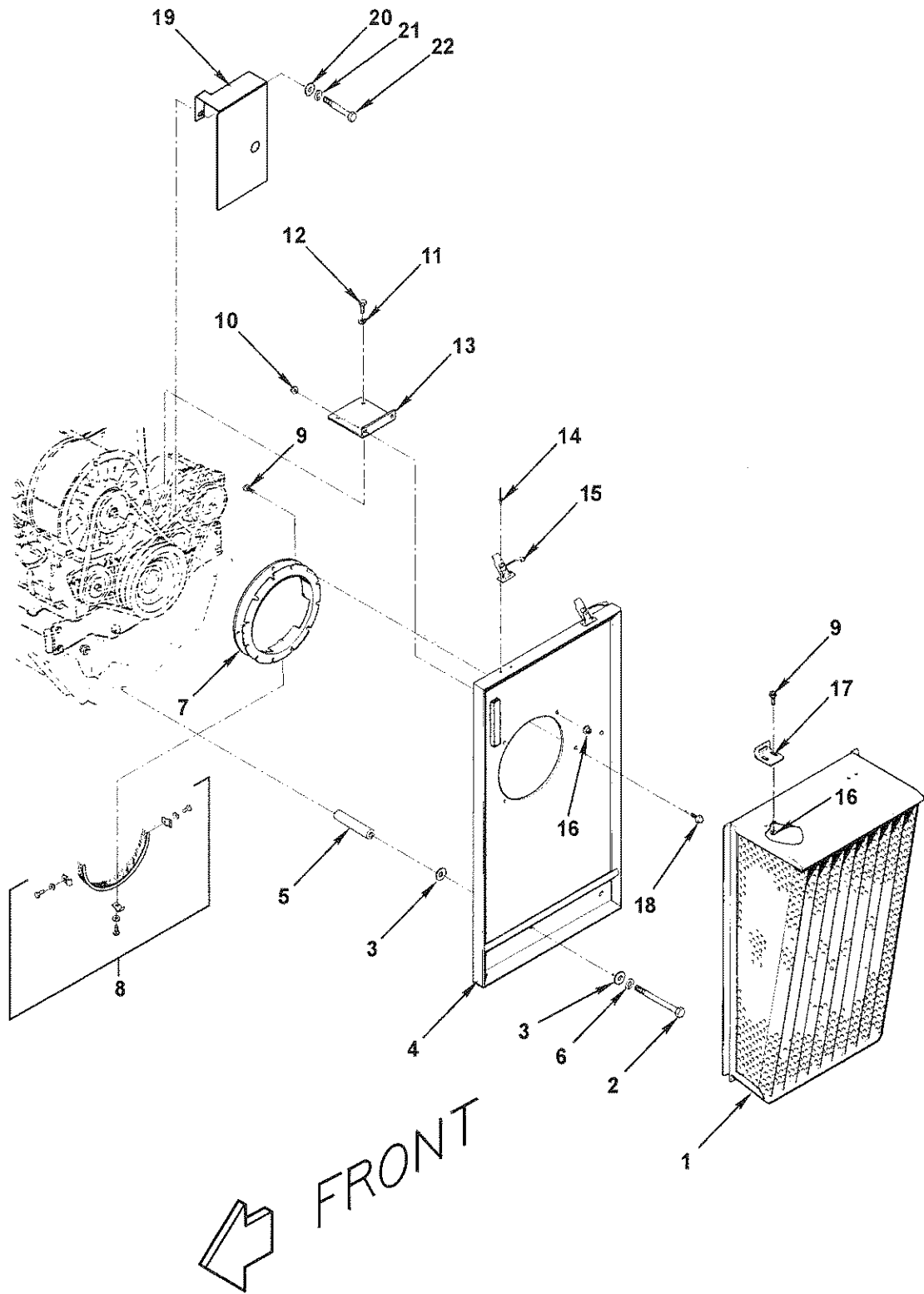


DEUTZENG.CDR

## DEUTZ ENGINE, FILTERS AND ASSEMBLIES

REF NO.	PART NO.	DESCRIPTION	QTY. USED	REF NO.	PART NO.	DESCRIPTION	QTY. USED
1	DTZ0001390	Deutz 4 Cylinder Engine	1	21	SCC0020002	5/16 x 1 NC HT CS - Plated	1
2	DTZ0272326	Broken Belt Stop Switch	1	22	WLK0000313	5/16 Lockwasher - Plated	3
3	DTZ2235178	Alternator Belt	1	23	BSH0032160	Accelerator Throttle Bushing	1
4	DTZ1236291	Oil Filler Cap	1	24	F 0006781	Wave Washer	2
5	FIL1160024	Oil Filter	1	25	ACT00A330R	Electric Actuator	1
6	FIL1160243	Fuel Filter	1	26	MNT0032161	Accelerator Throttle Swivel Mount	1
7	DTZ1176023	Oil Pressure Sender	1	27	SMF0001001	1/4 x 3/4 FH Machine Screw - Plated	2
8	DTZ0271160	Oil Temperature Sensor	1	28	ACT0012409	Actuator Mounting Kit	1
9	DTZ1173470	Temperature Sensor	1	29	DTZ2235175	Cooling Fan Belt	1
10	HYD5355030	3/8 JIC x 1/4 NPT 45° Male Elbow	1	30	PMP12S8XG2	Hydraulic Gear Pump	1
11	DTZ1119246	Banjo Bolt	1	31	FILCF90081	Inline Hyd Pressure Filter	1
12	DTZ1118688	Washer	2	32	SCC0020009	5/16 x 2-3/4 NC HT CS - Plated	2
13	DTZ1290579	Banjo Fitting	1	33	WCT0000313	5/16 Flatwasher - Plated	2
14	DTZ9990172	Shutdown Solenoid Kit	1	34	NCH0000313	5/16 NC Hex Nut - Plated	2
15	NCE0000250	1/4" NC Esna Nut - Plated	2	35	MNT0034401	Hydraulic Pressure Filter Mount	1
16	LEV0032159	Throttle Accelerator Lever Rod Lever	1	36	SCCM210025	10M x 25M MC Hex HD CS - Plated	4
17	F 0000169	Bale Counter Rod Spring	2	37	WCTM100100	10MM Flatwasher - Plated	2
18	ROD0032162	Accelerator Throttle Rod	1	38	WLKM100100	10MM Lockwasher - Plated	4
19	DPT0032158	Accelerator Throttle Rod Adapter	1	39	SHD0034301	Engine Drive Belt Shield	1
20	SUP0032163	Accelerator Throttle Support/Swivel	1				

# DEUTZ ENGINE AIR SCREEN ASSEMBLY



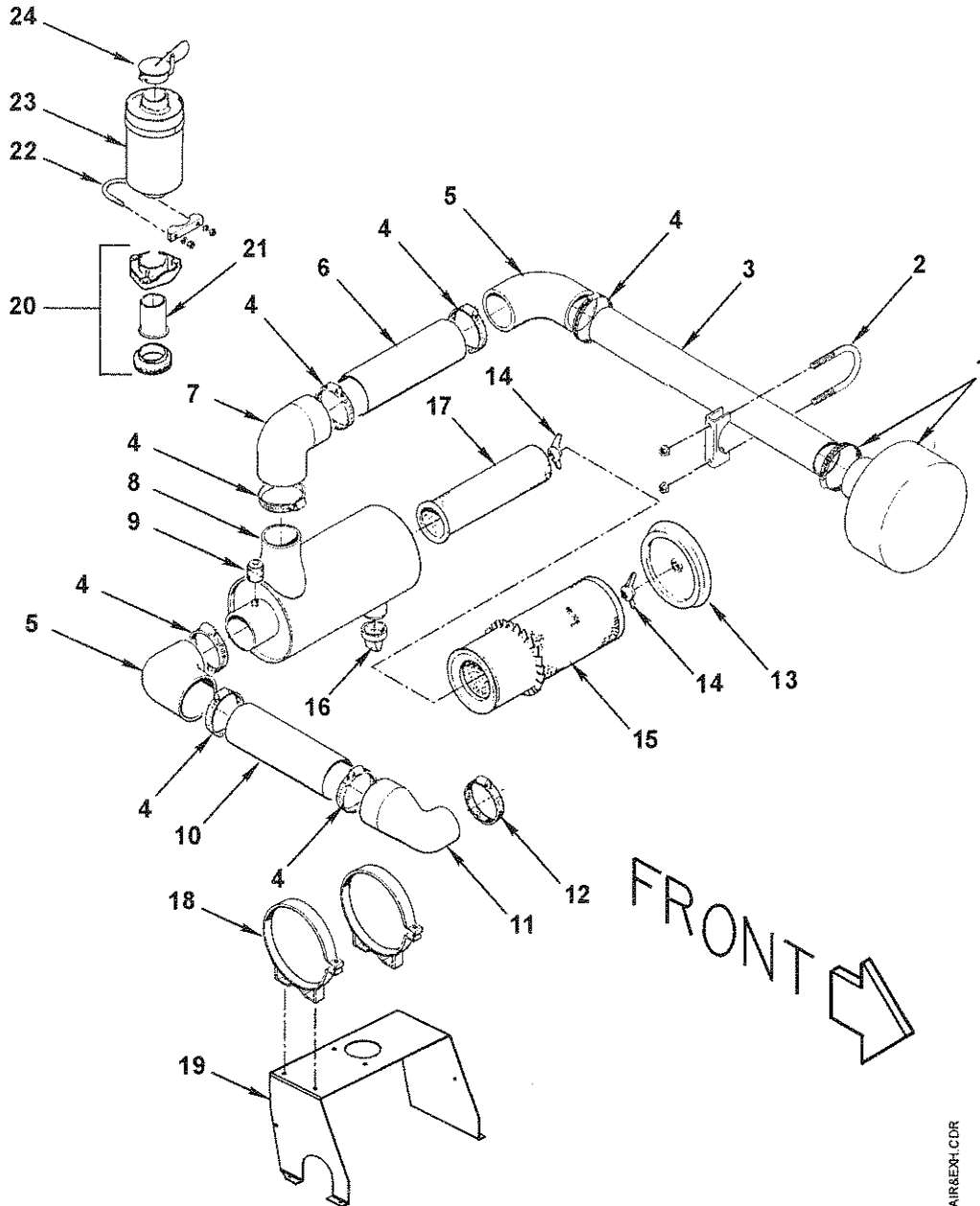
## DEUTZ ENGINE AIR SCREEN ASSEMBLY

---

REF NO.	PART NO.	DESCRIPTION	QTY. USED
1	SCR0020449	Front Screen Assembly	1
2	SCCM114100	14M x 100M MC Hex HD CS - Plated	2
3	WCTM100140	14M Flatwasher - Plated	2
4	SCR0028976	Screen Attachment Panel Assembly	1
5	SPC0034714	Air Screen Spacer	2
6	WLKM100140	14M Lockwasher - Plated	2
7	DTZ0272401	Brush Ring F/Deutz Air Screen	1
8	DTZ2234942	Brush Only F/DTZ0272401	1
9	SMS0000172	1/4 x 3/4 NC Whiz Bolt - Plated	5
10	NMS0000117	5/16" NC Whiz Nut - Plated	2
11	WLK0000313	5/16" Lockwasher - Plated	2
12	SCCM108020	8M x 20M MC Hex HD CS - Plated	2
13	SUP0021012	Screen Panel Support	1
14	RIV0000604	3/16 x 1/4 Stainless Grip Rivet	4
15	CLP0000130	Hook Type Fastener	2
16	NMS0000250	1/4" NC Whiz Bolt - Plated	5
17	LTH0021009	Screen Latch Eye	2
18	SMS0000184	5/16 x 3/4 NC Whiz Bolt - Plated	2
19	SHD0033780	Alternator Belt Shield	1
20	WCTM100100	10M Flatwasher - Plated	1
21	WLKM100100	10M Lockwasher - Plated	1
22	SCCM110080	10M x 80M MC Hex HD CS - Plated	1



# COMBUSTION AIR INTAKE AND EXHAUST ASSEMBLIES



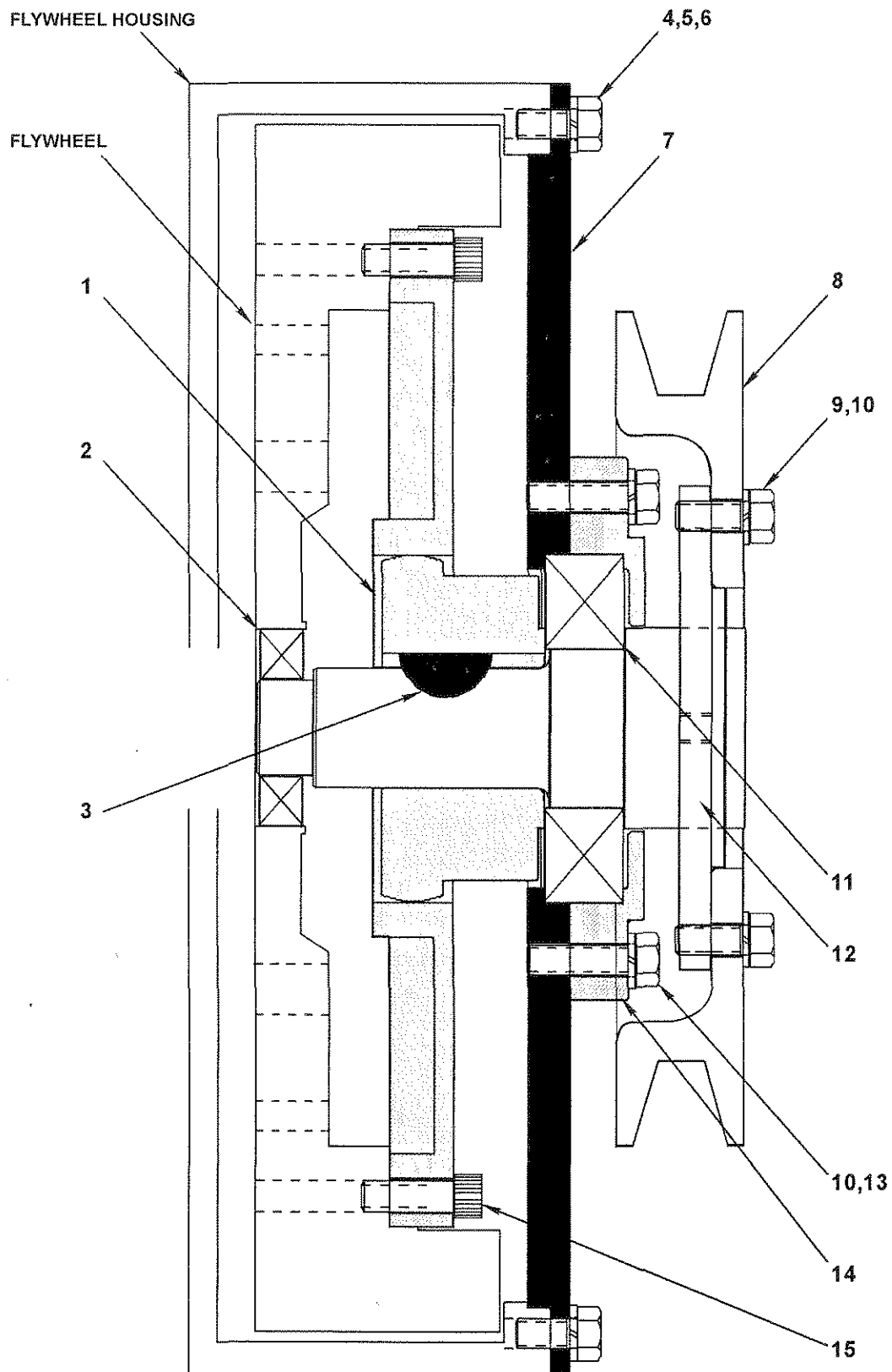
AIR&EXH-CDR

## COMBUSTION AIR INTAKE AND EXHAUST ASSEMBLIES

---

REF NO.	PART NO.	DESCRIPTION	QTY. USED
1	ACL0000440	Engine Air Pre-Cleaner	1
2	CLP7335752	4" Muffler Clamp	2
3	TUB0034759	Intake Tube	1
4	CLP7051029	Standard Worm Drive Clamp #72	7
5	ELB0090HL4	4" x 90° Rubber Elbow	2
6	TUB0034758	Intake Tube - 12-1/2"	1
7	ELB0903540	3-1/2" x 4" x 90° Rubber Elbow	1
8	ACL0080372	Air Cleaner - Deutz (Complete)	1
9	ACL0002251	Mini Restriction Indicator	1
10	TUB0034757	Intake Tube - 10"	1
11	ELB0904028	4" x 2-3/4" x 90° Rubber Elbow	1
12	F 0006793	Air Cleaner Worm Clamp - 3"	1
13	ACL0119711	Outer Cup F/Dtz Air Cleaner	1
14	ACL0101870	Air Cleaner Nut Assembly	2
15	ACL0148573	Primary Element F/Dtz Air Clnr	1
16	ACL0112003	Vacuator Valve F/Dtz Air Cleaner	1
17	ACL0119410	Safety Element F/Dtz Air Cleaner	1
18	ACL0004307	Air Cleaner Band	2
19	MNT0034737	Air Cleaner Mount	1
20	DTZ0009462	Exhaust Manifold Flange Kit	1
	DTZ1137391	Brass Bolt F/Dtz Exhst Kit (Not Shown)	3
	DTZ1137394	Brass Nut F/Dtz Exhst Kit (Not Shown)	3
	DTZ3348038	Exhaust Donut F/Dtz Exhaust Kit	1
21	EXH0013806	Exhaust Tube F/Dtz Exhaust	1
22	CLP0035751	2-1/2" HD Exhaust Clamp	1
23	DTZ0000524	Spark Arrestor F/Dtz Exhaust	1
24	EXH0011007	#6 Exhaust Cap F/Dtz Exhaust	1

# BELT DRIVE ASSEMBLY

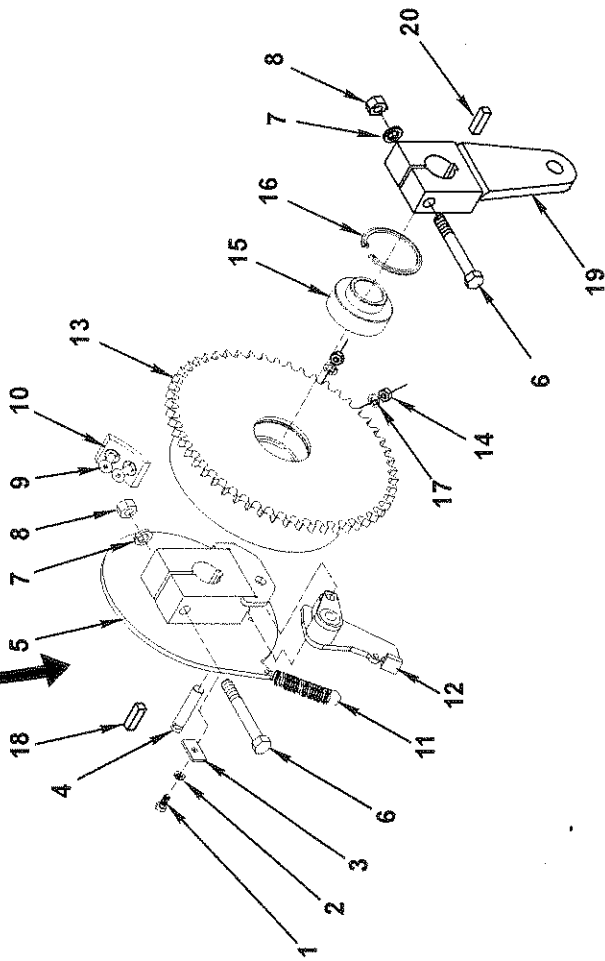
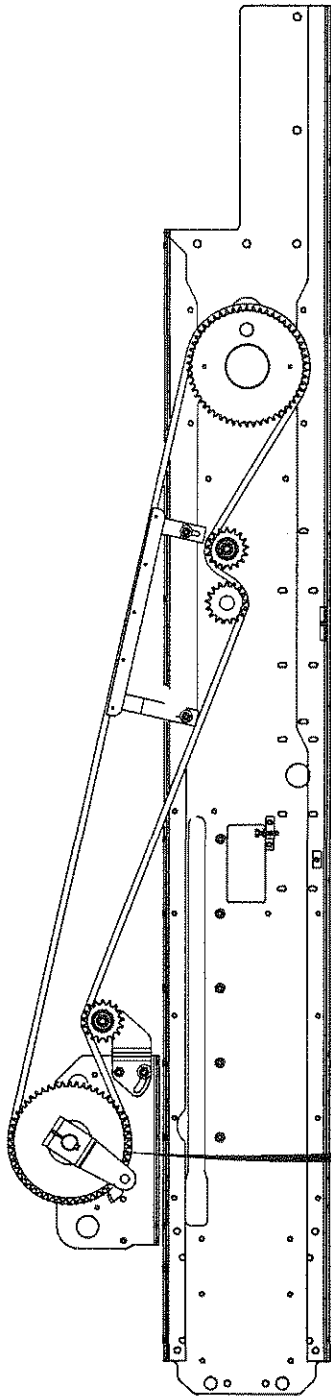



## BELT DRIVE ASSEMBLY

---

REF NO.	PART NO.	DESCRIPTION	QTY. USED
1	CPL0031253	Belt Drive Coupling Assembly	1
2	BRG00206PP	Pilot Bearing	1
3	ZZ 0000452	3/8 x 1-1/4" Woodruff Key	1
4	SCCM110020	10M x 20M MC Hex Hd CS - Plated	7
5	SCCM110030	10M x 30M MC Hex Hd CS - Plated	5
6	WLKM100100	10M Lockwasher - Plated	12
7	PLT0030665	Flywheel Housing Bearing Plate	1
8	SHV0030660	Drive Belt Sheave	1
9	SCC0030002	3/8 x 1 NC HT CS - Plated	4
10	WLK0000375	3/8 Lockwasher - Plated	8
11	BRG0040310	50M Radial Bearing	1
12	SPN0030661	Belt Drive Spindle Assembly	1
13	SCC0030003	3/8 x 1-1/4 NC HT CS - Plated	4
14	PLT0030664	Bearing Clamp Plate	1
15	SCOM110040	10M x 40M Socket HD CS	8

# KNOTTER CLUTCH ASSEMBLY



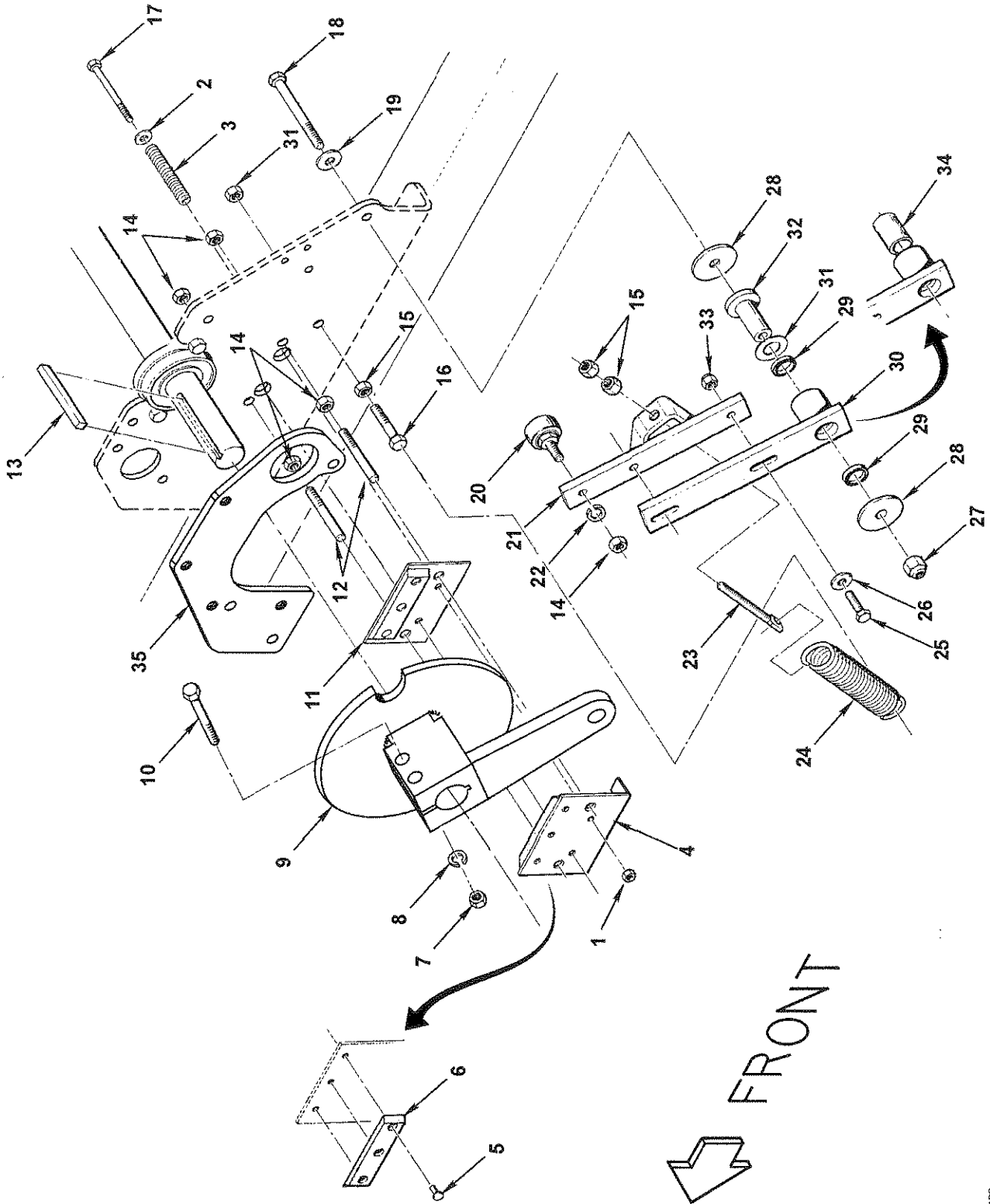
FRONT 

## KNOTTER CLUTCH ASSEMBLY

---

REF NO.	PART NO.	DESCRIPTION	QTY. USED
1	SCC0010000	1/4 x 1/2 NC HT CS - Plated	1
2	WLK0000250	1/4" Medium Lockwasher - Plated	1
3	KRP0020740	Clutch Pawl Pin Keeper	1
4	PIN0032041	Knotter Clutch Pawl Pivot Pin	1
5	CLH0032045	Knotter Clutch Driven Hub Assy	1
6	SCC0050013	1/2 x 3-3/4 NC HT CS - Plated	1
7	WLK0000500	1/2" Medium Lockwasher - Plated	2
8	NCH0000500	1/2" NC Hex Nut - Plated	2
9	SCO0020002	5/16-18 x 1" Flat Hd Socket CS - Plated	2
10	CLH0032044	Knotter Clutch Stop Cleat	1
11	SPGE758535	Extension Spring	1
12	CLH0032034	Knotter Clutch Pawl	1
13	CLH0032042	Knotter Clutch Drive Hub Assy-	1
14	NCH0000313	5/16" NC Hex Nut - Plated	2
15	BRGER20722	Bearing, ER Type, 1-3/8" I.D.	1
16	RNG5002281	Retaining Ring, Beveled	1
17	WLK00000313	5/16" Medium Lockwasher - Plated	2
18	ZZ 0000411	3/8 x 5/16 x 2" Key	1
19	ARM0032481	Needle Yoke Drive Arm	1
20	ZZ 0000435	3/8 x 5/16 x 1-1/4" Key	1

# KNOTTER BRAKE ASSEMBLY



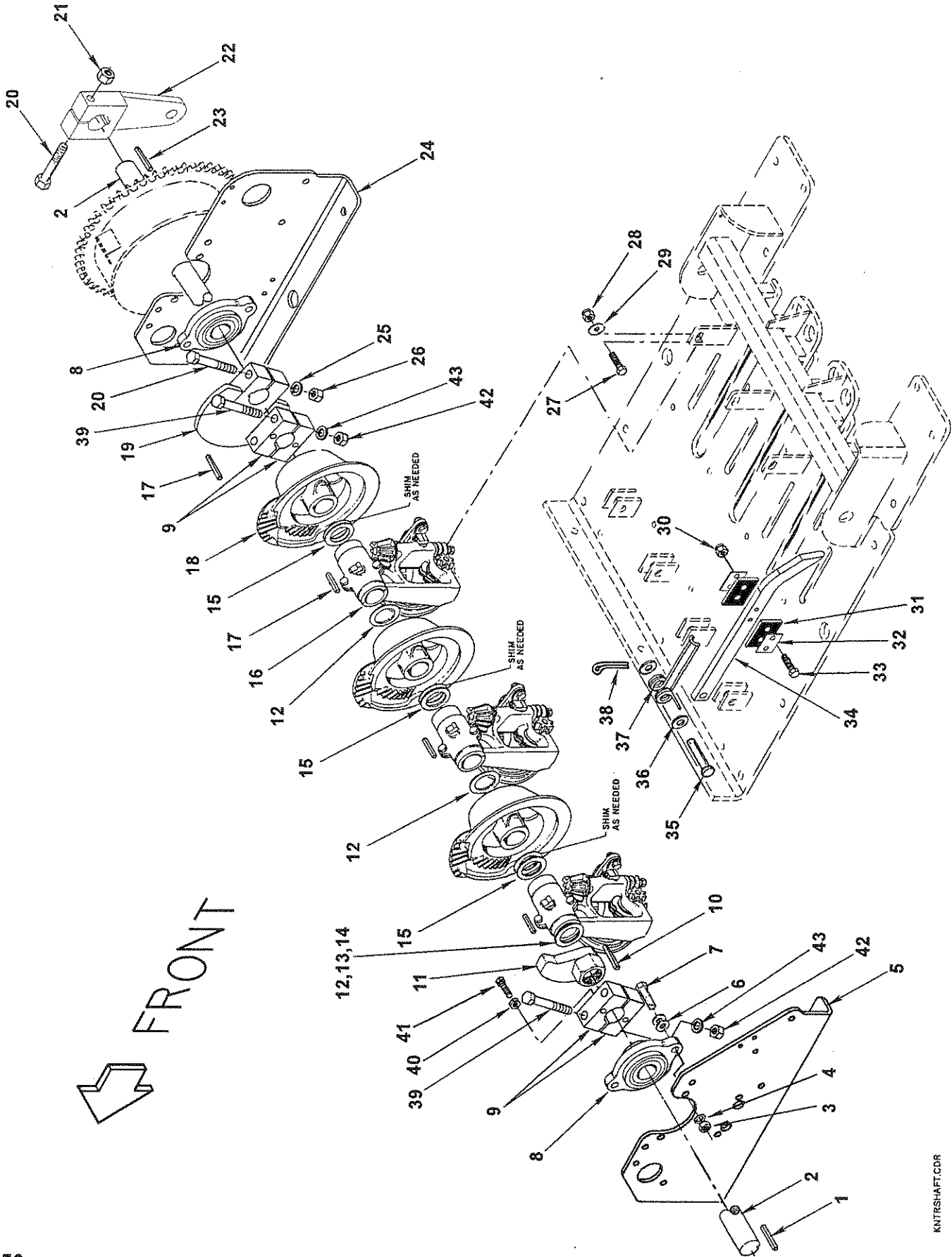
## KNOTTER BRAKE ASSEMBLY

---

REF NO.	PART NO.	DESCRIPTION	QTY. USED
1	NCE0000250	1/4" NC Esna Nut - Plated	8
2	WCT0000250	1/4" Flatwasher - Plated	6
3	F 0007453	Brake Plate Spring	6
4	F 0007450	Outside Brake Plate W/Lining	3
5	RIV0000106	Rivet F/Knotter Brake Lining	9
6	F 0007454	Brake Lining W/Rivets (Pair)	3
7	NCH0000500	1/2" NC Hex Nut - Plated	2
8	WLK0000500	1/2" Lockwasher - Plated	2
9	KNT0032478	Knotter Brake Disc Assy	1
10	SCC0050011	1/2 x 3-1/4 NC HT Cap Screw - Pltd	2
11	F 0007449	Inside Brake Plate W/Lining	3
12	F 0007451	Brake Plate Stud	6
13	ZZ 0000434	3/8 x 5/16 x 3 Key	1
14	NFH0003750	3/8" NF Hex Nut	13
15	NCH0003750	3/8" NC Hex Nut	4
16	SCC0030004	3/8 x 1-1/2 NC HT Cap Screw - Pltd	1
17	SCC0010012	1/4 x 3-1/2 NC HT CS - Plated	6
18	SCC0030012	3/8 x 3-1/2 NC HT Cap Screw - Pltd	1
19	WCT0000375	3/8" Flatwasher - Plated	1
20	F 0001572	Cam Follower-Reset-Saddle Lev	1
21	LEV0032483	Saddle Lever - Upper Half	1
22	WLK0000375	3/8" Lockwasher - Plated	1
23	F 0007448	Saddle Lever Spring Eyebolt	1
24	F 0007559	Saddle Lever Spring	1
25	SCC0020003	5/16 x 1-1/4 NC HT Cap Screw - Pltd	2
26	WCT0000313	5/16" Flatwasher - Plated	2
27	NCE0000375	3/8" NC Esna Nut - Plated	1
28	F 0000246	Knotter Brake Disc Washer	2
29	F 0007587	Saddle Lever Anchor Seal	2
30	LEV0025133	Lower Saddle Lever Assy W/Bush	1
31	F 0000802	1-3/8" x 20 Ga Washer	1
32	F 0007585	Sleeve F/Saddle Lever Anchor	1
33	NCE0000313	5/16" NC Esna Nut - Plated	2
34	F 0007586	Bushing F/Saddle Lever Assy	1
35	MNT0034860	Dual Brake Mount	1



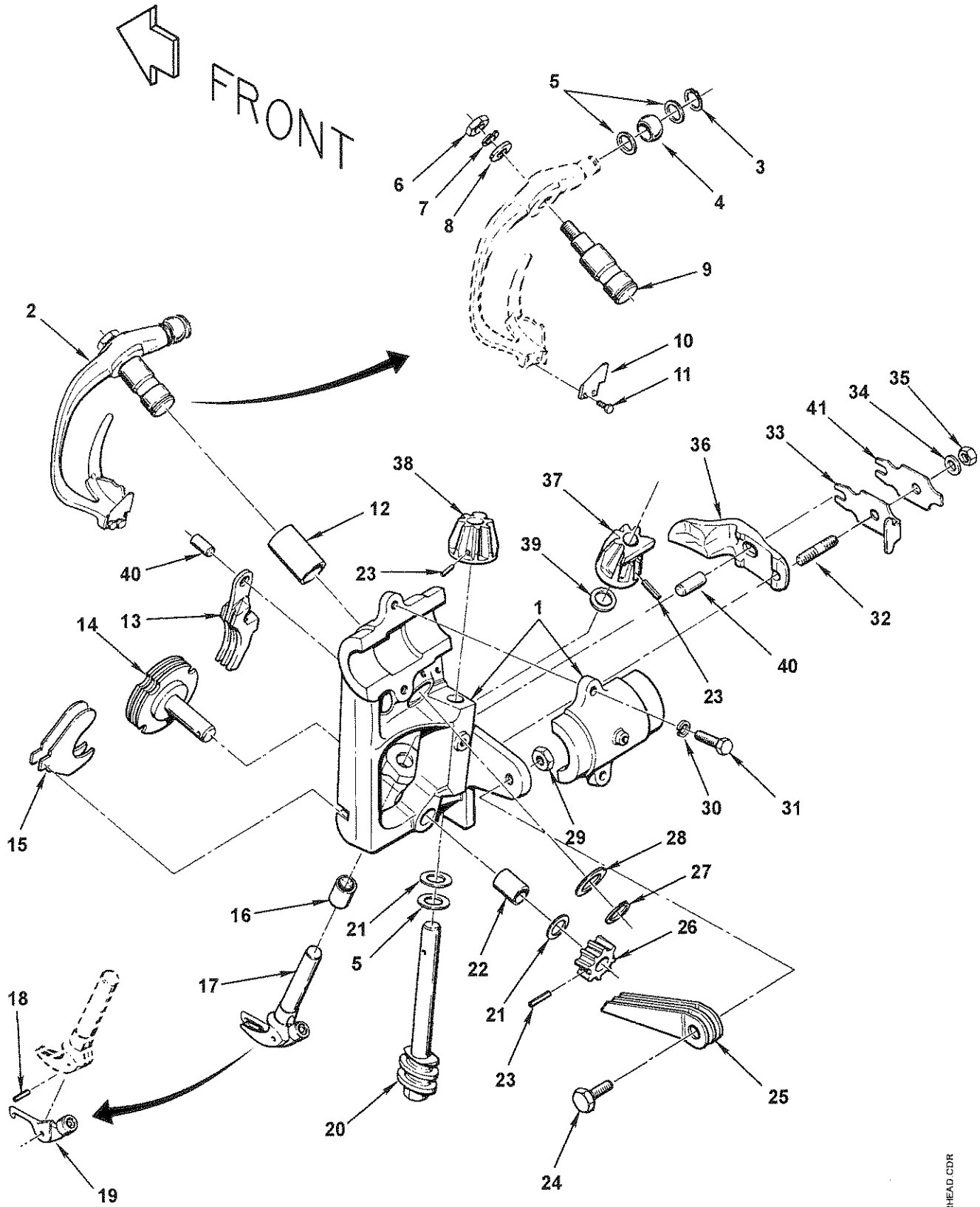
# KNOTTER SHAFT ASSEMBLY



## KNOTTER SHAFT ASSEMBLY

REF NO.	PART NO.	DESCRIPTION	QTY. USED	REF NO.	PART NO.	DESCRIPTION	QTY. USED
1	ZZ 0000434	3/8 x 5/16 x 3 Key	1	21	NCE0000500	1/2" NC Esna Nut - Plated	1
2	SHF0032455	1-3/8" Knotter Shaft	1	22	ARM0032481	Needle Yoke Drive Arm	1
3	NCH0000437	7/16" NC Hex Nut - Plated	4	23	ZZ 0000435	3/8 x 5/16 x 1-1/4" Key	1
4	WLK0000438	7/16" Lockwasher - Plated	4	24	KNT0032447	R.H. Mount, Knotter	1
5	KNT0032448	L.H. Mount, Knotter	1	25	WLK0000500	1/2" Lockwasher - Plated	1
6	WCT0000438	7/16" Flatwasher - Plated	8	26	NCH0000500	1/2" NC Hex Nut - Plated	1
7	SCC0040004	7/16 x 1-1/2 NC HT CS - Plated	4	27	SCC0030004	3/8x 1-1/2 NC HT CS - Plated	3
8	F 0007063	1-3/8" Knotter Shaft Bearing	2	28	WCT0000375	3/8" Flatwasher - Plated	7
9	CLP0034840	Knotter Shaft Clamp - Complete	2	29	NCE0000375	3/8" NC Esna Nut - Plated	3
10	ZZ 0000440	3/8 x 5/16 x 3/4" Key	1	30	NCE0000250	1/4" NC Esna Nut - Plated	8
11	CAM0034586	Cam For Twine Finger	1	31	CUS0032524	Hay Dog Cushion	8
12	F 0004161	1-3/8x 18 Ga Machine Bushing	A/R	32	CLP0032525	Hay Dog Cushion Clamp	8
13	F 0004160	1-3/8x 14 Ga Machine Bushing	A/R	33	SCC0010004	1/4 x 1-1/2 NC HT CS - Plated	8
14	F 0004159	1-3/8 x 10 Ga Machine Bushing	A/R	34	DOG0032523	Hay Dog	4
15	F 0007977	1-3/8 x 1-7/8 x .010 Spacer Washer	A/R	35	F 0000220	Hay Dog Pin	4
	F 0007978	1-3/8 x 1-7/8 x .005 Spacer Washer	A/R	36	WCT0000500	1/2" Flatwasher - Plated	8
	SHM0000103	1-3/8 x 1-7/8 x .015 Steel Shim	A/R	37	SPG0023160	Hay Dog Spring	4
	SHM0000105	1-3/8 x 1-7/8 x .020 Steel Shim	A/R	38	COT0000502	1/8 x 1 Cotter Pin	4
16	KNT006006A	Knotter Head Assembly	3	39	SFC0080513	1/2 x 3-3/4 NF Gr 8 Cap Screw	4
17	ZZ 0000433	3/8 x 5/16 x 1-1/2" Key	4	40	NCJ0000375	3/8" NC Hex Jam Nut - Plated	2
18	GER0006068	Nodular Cam Gear	3	41	SQS3751000	3/8 x 1 NC Square Head Set Screw	2
19	CAM0032465	Knotter Trip/Reset Cam	1	42	NFH0080500	1/2" NF Grade 8 Hex Nut - Plated	4
20	SCC0050013	1/2 x 3-3/4 NC HT CS - Plated	2	43	WAS0000104	1/2" A-325 Structural Washer	4

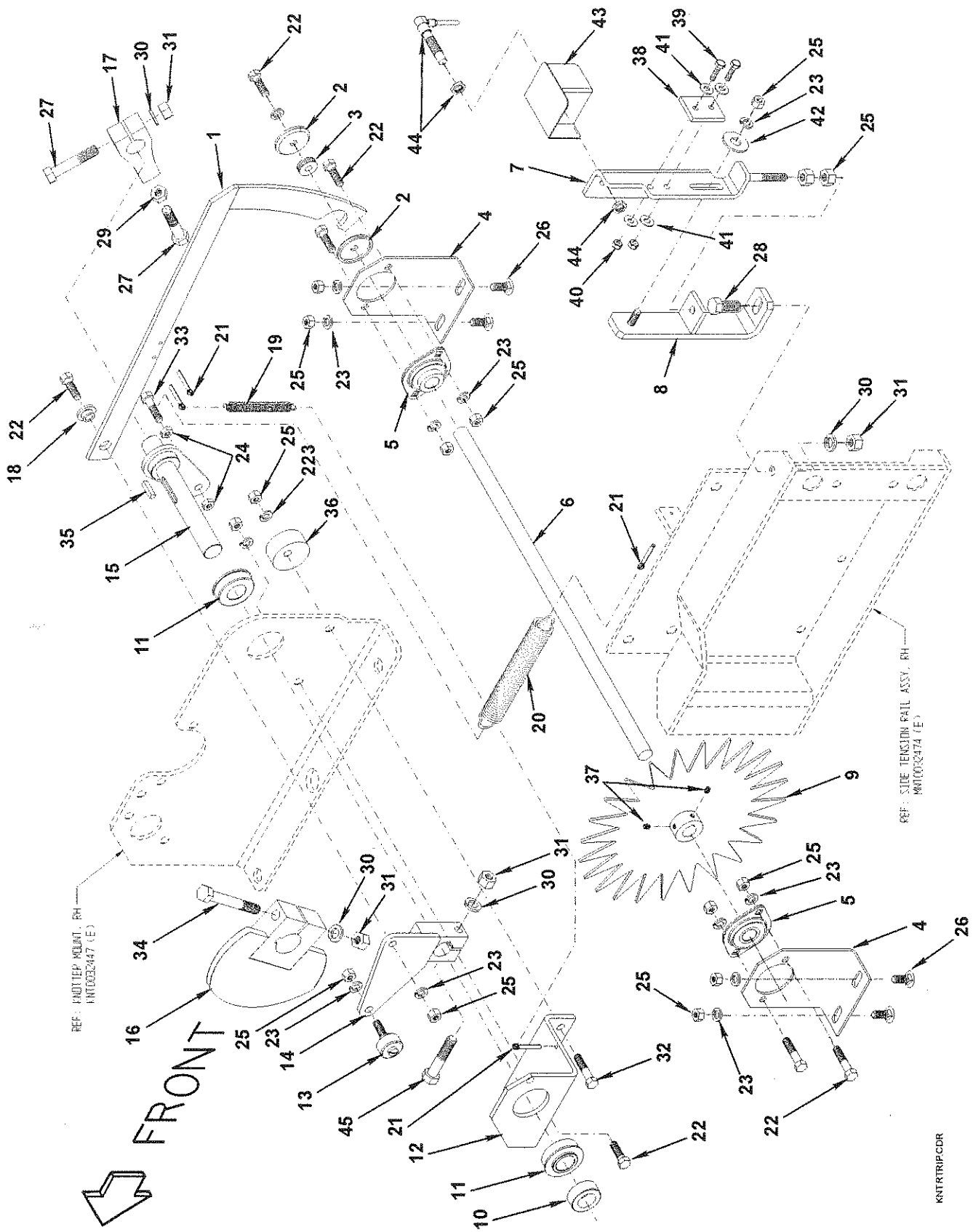
# KNOTTER ASSEMBLY KNT006006A



## KNOTTER ASSEMBLY KNT006006A

REF NO.	PART NO.	DESCRIPTION	QTY. USED	REF NO.	PART NO.	DESCRIPTION	QTY. USED
1	KNT0060060	Knotted Frame Only	1	22	RS 0006003	Twine Disc Bushing F/KNT60060	1
2	F 0008050	Knife Arm Complete	1	23	RS 5227344	Spiral Pin F/Knotter Gears	3
3	F 0008275	Snap Ring F/Knife Arm Roller	1	24	SCCM008030	8m x 30m MC Hex HD CS	1
4	F 0008274	Roller F/Knife Arm	1	25	F 0008052	Twine Holder Spring	3
5	F 0008280	1 Mm Washer-Worm Shf & Knf Arm	3	26	F 0007871	Twine Holder Disc Pinion	1
6	F 0007893	Nut F/Knife Arm Pin	1	27	F 0007976	Snap Ring F/Knife Arm Shaft	1
7	WLK0000375	3/8" Lockwasher - Plated	1	28	F 0007860	Knife Arm Washer 25 x 20 x .5m	A/R
8	F 0007892	Spacer Washer F/Knife Arm Pin	1	29	NCHM008125	8m x 1.25 MC He x Nut-Gr 8.8	1
9	F 0007884	Knife Arm Pin	1	30	WLKM000080	8m Lockwasher	2
10	F 0008049	Twine Knife	1	31	SCCM108025	8m x 25m MC Hex HD Cs	2
11	F 0007859	Twine Knife Screw	2	32	F 0007948	Knot Hook Cam Adjusting Screw	1
12	RS 0006022	Knife Arm Bushing F/KNT60060	1	33	F 0007947	Knotted Hook Cam Adjust Spring	1
13	F 0007868	Twine Holder	1	34	WCT0000313	5/16" Flatwasher - Plated	1
14	F 0007869	Twine Disc Assy F/KNT6006A	1	35	F 0007949	Knotted Hook Cam Adj Screw-Nut	1
15	F 0007870	Twine Disc Cleaner	2	36	F 0008051	Knotted Hook Cam	1
16	RS 0006002	Bill Hook Bushing F/KNT60060	1	37	GER0007862	Hardened Bill Hook Pinion	1
17	F 0007861	Bill Hook F/KNT6006A	1	38	GER0007873	Hardened Knotted Worm Pinion	1
18	<del>RS 5187344</del>	Roll Pin F/Knotter Trigger <i>F8071</i>	1	39	F 0008068	Spacer F/Bill Hook Pin - .020	A/R
19	F 0008070	Trigger Only F/F7861 Bill Hook	1	39	F 0008069	Spacer F/Bill Hook Pin - .035	A/R
20	F 0007876	KNT Worm & Shaft (Complete)	1	40	RS 3451926	Pin F/Bill Hook Cam & Spring	2
21	F 0000658	14 Ga. Knotted Worm Washer	A/R	41	SPG0025466	KNT Hook Cam Adj Spring-Formed	1
	F 0000659	18 Ga. Knotted Worm Washer	A/R				
	F 0001680	28 Ga. Knotted Worm Washer	A/R				
	RS 0010500	.5mm Wash-Worm Shf & Knf Arm	A/R				

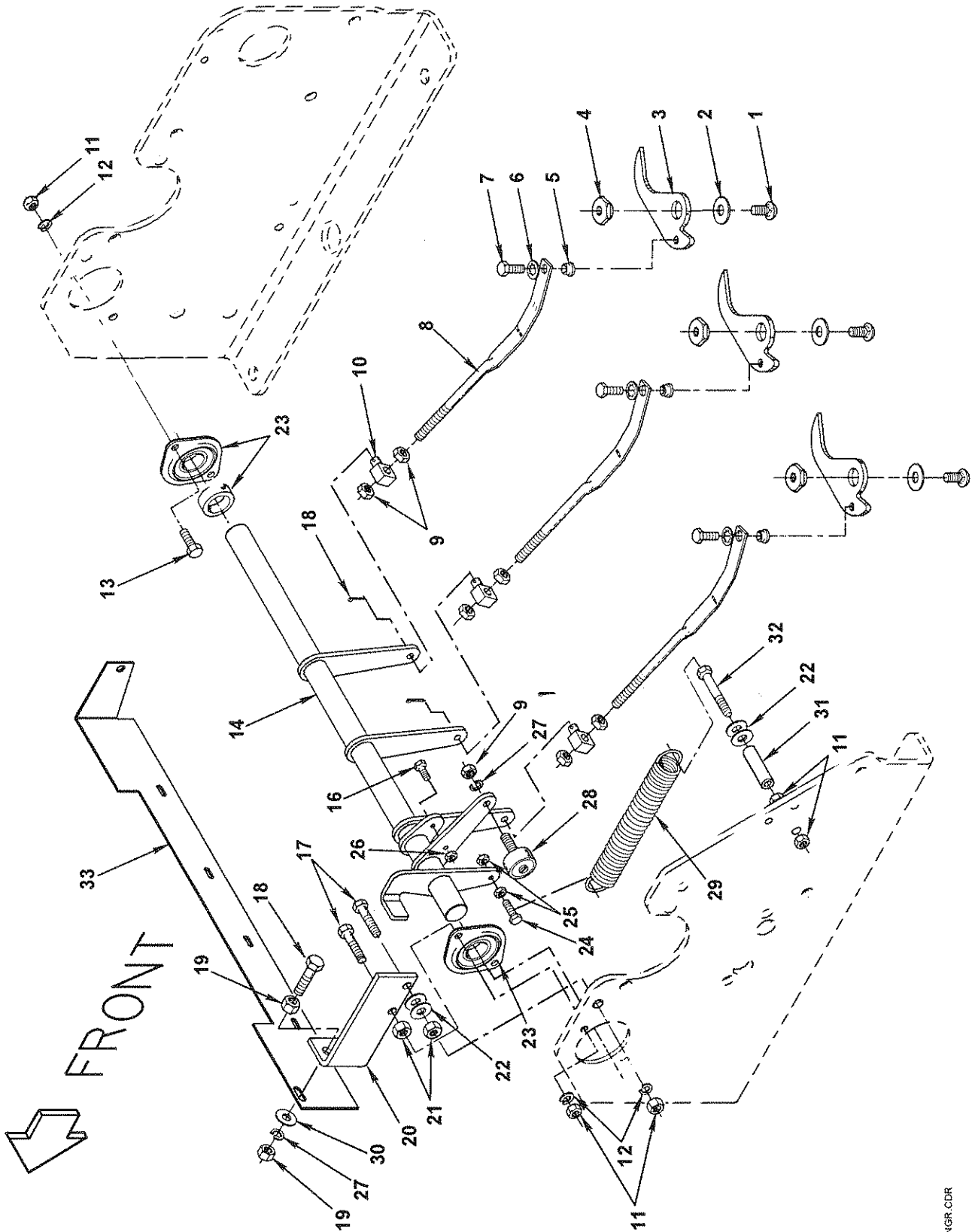
# KNOTTER TRIP ASSEMBLY



## KNOTTER TRIP ASSEMBLY

REF NO.	PART NO.	DESCRIPTION	QTY. USED	REF NO.	PART NO.	DESCRIPTION	QTY. USED
1	KNT0032132	Meter Trip Bar Assembly	1	22	SCC0030003	3/8 x 1-1/4 NC HT CS - Plated	7
2	F 0008023	Guide Washer	2	23	WLK0000375	3/8" Lockwasher - Plated	14
3	F 0001687	Knurled Friction Disc	1	24	NCJ0000375	3/8" NC Jam Nut - Plated	3
4	MNT0031918	Meter Wheel Bearing Mnt (15" CHMBR)	2	25	NCH0000375	3/8" NC Hex Nut - Plated	15
	MNT0034642	Meter Wheel Bearing Mnt (14.5" CHMBR)	2	26	CRB7375100	3/8 x 1 NC Carriage Bolt	4
5	F 0001618	Meter Wheel Shaft Bearing Complete	2	27	SCC0050008	1/2 x 2-1/2 NC HT CS - Plated	4
	F 0001889	Flangette F/F1618 Bearing	2	28	SCC0050003	1/2 x 1 NC HT CS - Plated	1
	F 0001619	Bearing Only	1	29	NCJ0000500	1/2" NC Jam Nut - Plated	2
	F 0001890	Locking Collar F/F1618 Bearing	1	30	WLK0000500	1/2" Lockwasher - Plated	5
6	F 0008022	Meter Wheel Shaft	1	31	NCH0000313	5/16" NC Hex Nut - Plated	4
7	KNT0033330	Meter Trip/Stop Bar Assembly	1	32	SCC0030005	3/8 x 1-3/4 NC HT CS - Plated	1
8	MNT0033327	Mount Assembly, Meter Trip/Stop Bar	1	33	SCC0030004	3/8 x 1-1/2 NC HT CS - Plated	1
9	KNT0024098	Meter Wheel Assembly	1	34	SCC0050013	1/2 x 3-3/4 NC HT CS - Plated	1
10	ZZ 0002003	1" Steel Set Collar	1	35	ZZ00000406	1/4 x 1/4 x 1 Lg Key	1
11	BRG64F64PP	Bearing	2	36	CAM0032464	Cam Stop	1
12	KNT0032458	Bearing Mount	1	37	STS0250313	1/4 x 5/16 Socket Set Screw	2
13	F 0001572	Cam Follower For Reset Lever	1	38	CUS0032524	Dog Hay Cushion,	1
14	KNT0032459	Bell Crank	1	39	SCC0010002	1/4 x 1 NC HT CS - Plated	2
15	KNT0032462	Shaft Assembly	1	40	NCE0000250	1/4" NC Esna Nut - Plated	2
16	CAM0032465	Cam, Trip - Reset	1	41	WCT0000250	1/4" Flatwasher - Plated	4
17	LEV0032456	Clutch Stop Lever	1	42	WCT0000375	3/8" Flatwasher - Plated	1
18	F 0000440	Ferrule	1	43	SHD0033337	Bale Sensor Shield	1
19	F 0000278	Return Spring	1	44	SWI8UMT12P	Sensor, Proximity	2
20	F 0001517	Return Spring	1	45	SCC0030008	3/8 x 2-1/2 NC HT CS - Plated	4
21	COT0000803	3/16 x 1-1/2 Cotter Pin	4				

# TWINE FINGER DRIVE ASSEMBLY



TWIFNGR.CDR

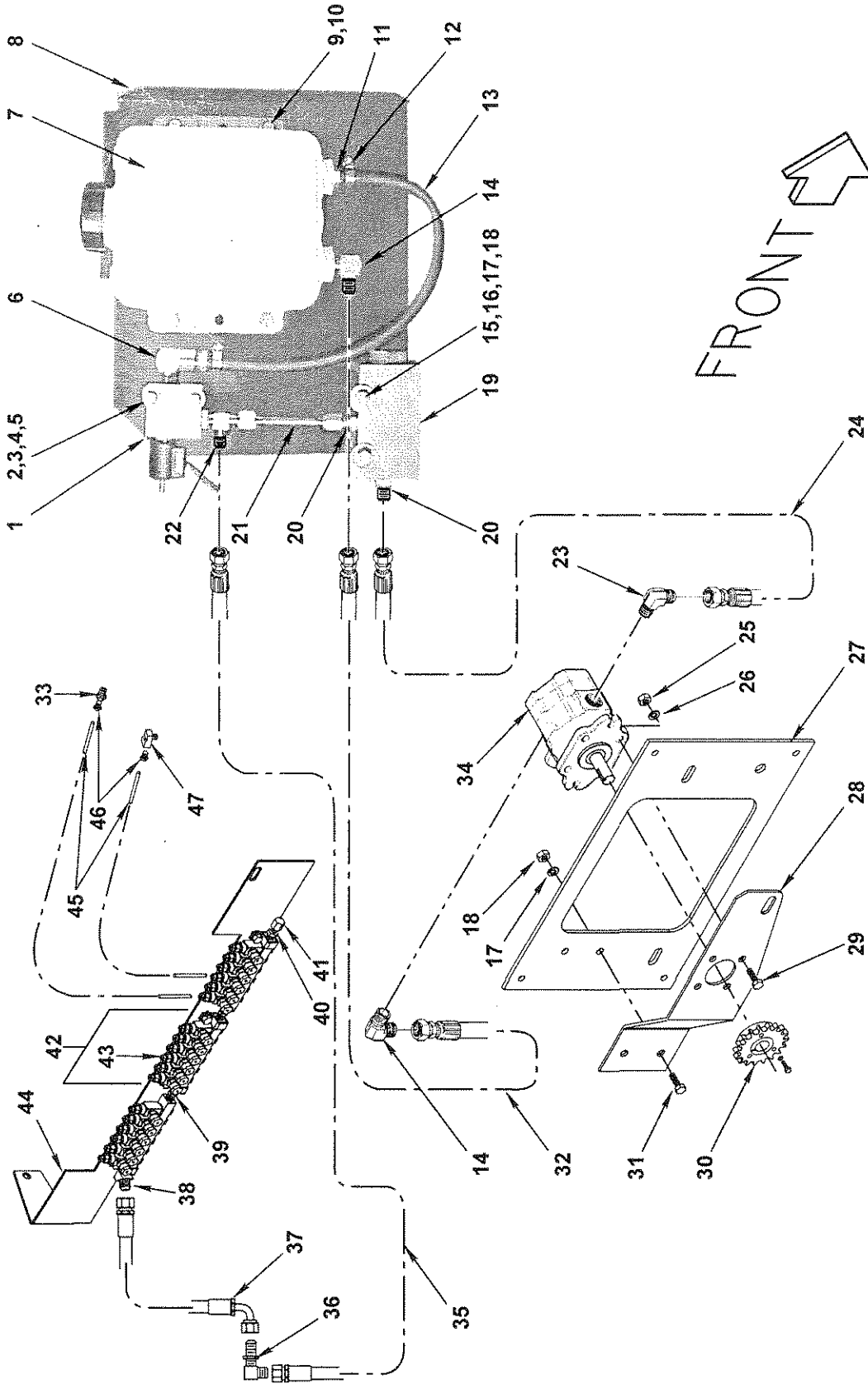
## TWINE FINGER DRIVE ASSEMBLY

---

REF NO.	PART NO.	DESCRIPTION	QTY. USED
1	CRB3750100	3/8 x 1 NC Carriage Bolt	3
2	F 0008146	Twine Finger Washer	3
3	KNT0034845	Twine Finger	3
4	F 0008144	Twine Finger Bushing Nut	3
5	F 0008147	Twine Finger Drive Rod Bushing	3
6	WIS0003125	5/16" Internal Star Washer - Plt	3
7	SFC0020001	5/16 x 3/4 NF HT Cap Screw - Plt	3
8	ROD0032570	Twine Finger Drive Rod	3
9	NFH0000375	3/8" NF Hex Nut - Plated	7
10	F 0000159	Twine Finger Link Block	3
11	NCH0000313	5/16" NC Hex Nut - Plated	6
12	WLK0000313	5/16" Lockwasher - Plated	4
13	SCC0020002	5/16 x 1 NC HT CS - Plated	2
14	KNT0032449	Twine Finger Drive Shaft	1
15	COT0000502	1/8 x 1 Cotter Pin	3
16	SCC0010003	1/4 x 1-1/4 NC HT CS - Plated	1
17	SCC0020004	5/16 x 1-1/2 NC HT CS - Plated	3
18	HTB0030006	3/8 x 2 NC Hex Tapbolt - Ptd	1
19	NCH0000375	3/8" NC Hex Nut - Plated	2
20	F 0007959	Twine Finger Stop Bracket	1
21	NCH0000500	1/2" NC Hex Nut - Plated	2
22	WCT0000313	5/16" Flatwasher - Plated	4
23	BRG51FLMX8	Twine Finger Dr Shaft Brg-Complete	2
24	SCC0010003	1/4 x 1-1/4 NC HT CS - Plated	1
25	NCH0000250	1/4" NC Hex Nut - Plated	2
26	NCX0000250	1/4" NC Flexlock Nut	1
27	WLK0000375	3/8" Lockwasher - Plated	2
28	F 0001572	Cam Follower	1
29	F 0001517	Return Spring	1
30	WCT0000375	3/8" Flatwasher - Plated	1
31	TUB0037500	3/8" Bundy Tube (per inch)	1
32	SCC0020007	5/16 x 2-1/4 NC HT CS - Plated	1
33	BKT0032972	Luber Manifold Bracket	1



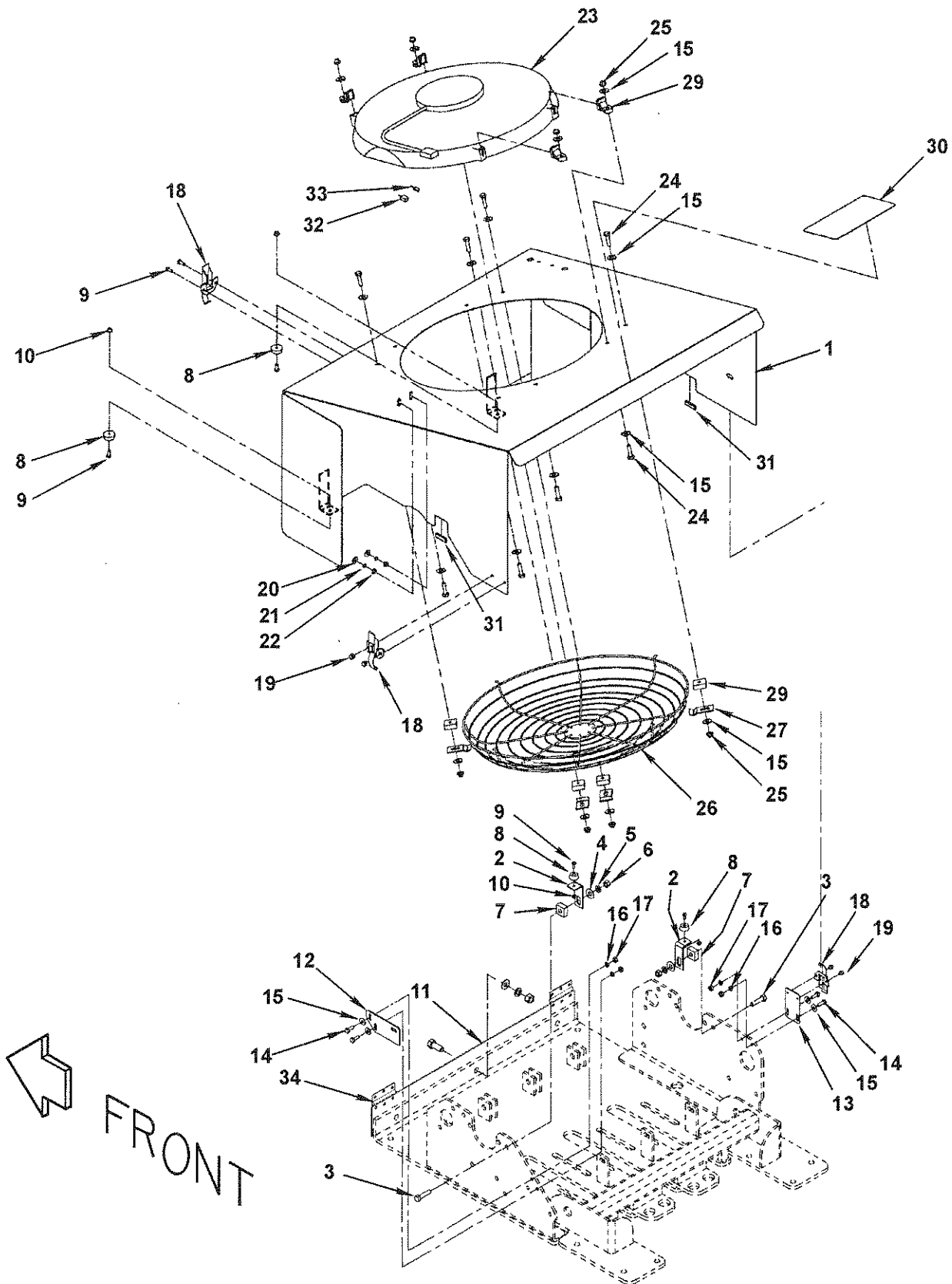
# AUTOMATIC KNOTTER LUBER



## AUTOMATIC KNOTTER LUBER

REF NO.	PART NO.	DESCRIPTION	QTY. USED	REF NO.	PART NO.	DESCRIPTION	QTY. USED
1	VLV0000003	Knotter Luber Valve	1	25	NCH0000313	5/16" NC Hex Nut - Plated	4
2	SCC0010007	1/4 x 2-1/4 NC HT CS - Plated	2	26	WLK0000313	5/16" Lockwasher - Plated	4
3	WCT0000250	1/4" Flatwasher - Plated	14	27	PLT0032291	Feeder Chain Guide Plate	1
4	WLK0000250	1/4" Lockwasher - Plated	2	28	MNT0034680	Knotter Lube Pump Mount	1
5	NCH0000250	1/4" NC Hex Nut - Plated	2	29	SCC0020002	5/16 x 1 NC HT CS - Plated	4
6	HYD3459030	3/8" 90° St Thread O-Ring Male EL	1	30	SPK050JA16	Knotter Pump Drive Sprocket	1
7	TNK0034556	Knotter Luber Tank	1	31	SCC0030002	3/8x 1 NC HT CS - Plated	2
8	MNT0034661	Knotter Lube Tank Mount Assy	1	32	HOS0034754	Hose, Lube Pump To Lube Tank	1
9	SMS0000184	5/16 x 3/4 NC Whiz Bolt - Plated	4	33	F 0008287	Straight Auto Luber Fitting	6
10	NMS0000117	5/16" NC Whiz Nut - Plated	4	34	PMP4731107	Auto Luber Pump	1
11	FT 0000193	3/8" x 1/2" Hose Coupler	2	35	HOS0034791	Hose, Knotter Luber Vlv To Luber Assy	1
12	FT 0000252	5/16" - 7/8" Mini-Hose Clamp	2	36	HYD5525020	1/4" JIC x 90° Bulkhead Union Elbow	1
13	HOS0034788	Hose, Knotter Lube Valve Return	1	37	HOS0034842	Hose, Luber Assy To Bulkhead Union	1
14	F 0006673	3/8 JIC x 1/2 NPT 90° Male Elbow	2	38	HYD5355022	1/4 JIC x 1/8 NPT 45° Male Elbow	1
15	SCC0030009	3/8x 2-3/4 NC HT CS - Plated	2	39	HYD3069021	1/8" NPT Steel Hex Nipple	2
16	WCT0000375	3/8" Flatwasher - Plated	4	40	HYD5205020	1/4 JIC x 1/8 NPT Male Connector	1
17	WLK0000375	3/8" Lockwasher - Plated	4	41	HYD5129020	1/4" JIC Cap	1
18	NCH0000375	3/8" NC Hex Nut - Plated	4	42	LUB0833116	Luber Manifold Assembly	3
19	FILCF90081	Inline Hydraulic Pressure Filter	1	43	LUB0083313	Injector, Replacement Only	A/R
20	HYD5315034	3/8 JIC x 1/2 O-Ring ST Thd Conn	2	44	BKT0032972	Luber Mount Bracket	1
21	TUE0034789	Knotter Lube Valve To Filter Tube	1	45	F 0007401	1/8" Nylaflo Tubing - 40"	18
22	HYD5716666	3/8 JIC x 3/8 O-Ring Run Tee	1	46	F 0008306	Ferrule F/Auto Luber Fitting	18
23	HYD5405045	3/8 JIC x 3/8 NPT 90° Male Elbow	1	47	F 0008288	90° Auto Luber Fitting	12
24	HOS0034787	Hose, Luber Pump To Filter	1				

# KNOTTER FAN ASSEMBLY

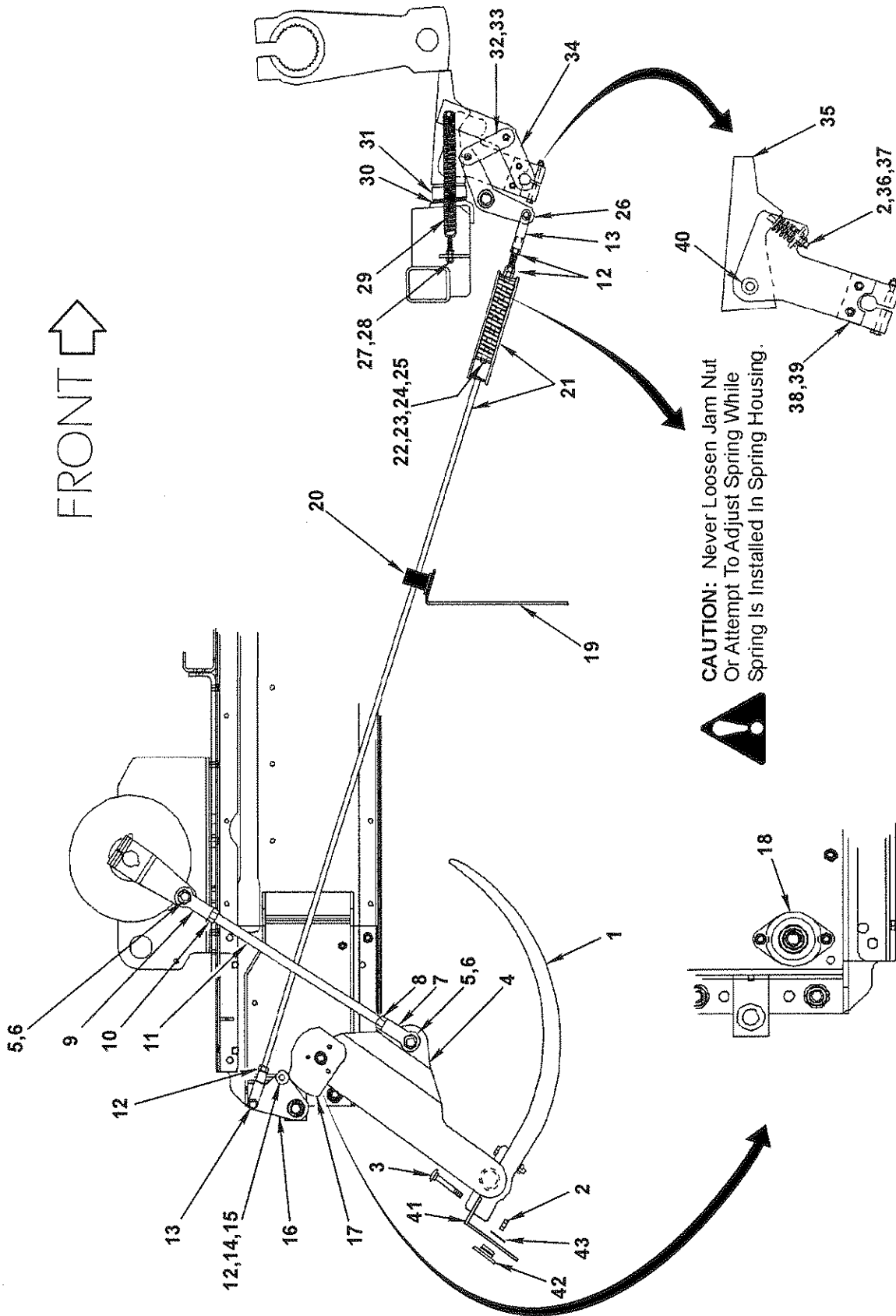


## KNOTTER FAN ASSEMBLY

---

REF NO.	PART NO.	DESCRIPTION	QTY. USED
1	SHR0034609	Knotter Fan Shroud Assembly	1
2	STP0034608	Knotter Fan Shroud Stop	2
3	SCC0030004	3/8x 1-1/2 NC HT CS - Plated	3
4	WCT0000375	3/8" Flatwasher - Plated	2
5	WLK0000375	3/8" Lockwasher - Plated	3
6	NCH0000375	3/8" NC Hex Nut - Plated	3
7	SPC0034653	Knotter Fan Shroud Spacer	2
8	BMP0004243	Rubber Bumper	4
9	SMR1032500	10-32 x 1/2 RH Mach Screw - Pltd	6
10	NFE0001032	10-32 NF Esna Nut - Plated	4
11	MNT0034605	Front Fan Shroud Mount	1
12	MNT0034607	L.H. Fan Shroud Mount	1
13	MNT0034606	R.H. Fan Shroud Mount	1
14	SCC0010001	1/4 x 3/4 NC HT CS - Plated	16
15	WCT0000250	1/4" Flatwasher - Plated	20
16	WLK0000250	1/4" Lockwasher - Plated	4
17	NCH0000250	1/4" NC Hex Nut - Plated	4
18	CLP0000130	Hook Type Fastener	3
19	RIV0000122	SS Rivet - 3/16 x .126-250 Grip	4
20	WCT0000100	#10 Flatwasher - Plated	2
21	WLK0000100	#10 Lockwasher - Plated	2
22	NFH0001032	10-32 NF Hex Nut - Plated	2
23	FAN0000001	Fan & Motor (Complete)	1
	FAN0000002	Replacement Blade F/FAN0000001	1
24	SCC0010002	1/4 x 1 NC HT CS - Plated	8
25	NCE0000250	1/4" NC Esna Nut - Plated	8
26	GRD0004432	Cage F/Knotter Blower - Complete	1
27	CLP0022526	Fan Guard Clip	4
28	SPC0034657	Lower Fan Cage Spacer	4
29	MNT0050025	Kntr Fan Shrd Mnt (Included W/Fan 1)	4
30	FD 0023583	"Warning! Keep Hands Clear..."	1
31	MLD7500317	Black Quickedge Trim Molding	2
32	TER0563217	14/16 Ga. Quick Slide	1
33	TER0563216	14/16 Ga. Quick Slide	1
34	HNG0000810	Hinge	2

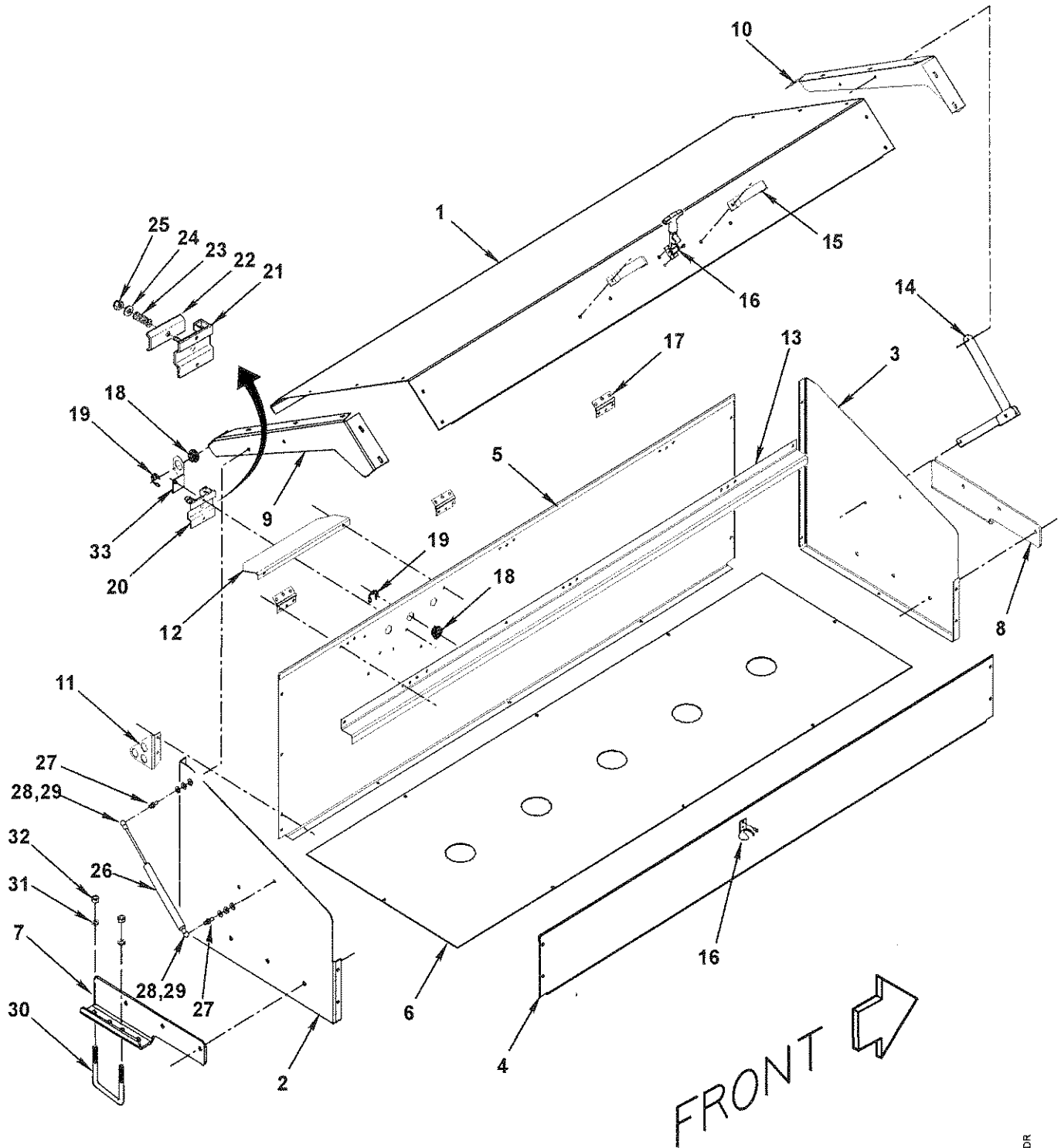
# NEEDLES AND PLUNGER STOP ASSEMBLIES



## NEEDLES AND PLUNGER STOP ASSEMBLIES

REF NO.	PART NO.	DESCRIPTION	QTY. USED	REF NO.	PART NO.	DESCRIPTION	QTY. USED
1	F 0001611	Twine Needle	3	23	SPG1500800	Front Stop Rod Spring	1
2	NCH0000500	1/2" NC Hex Nut - Plated	5	24	WAS0034578	Front Stop Rod Washer	1
3	F 0007552	1/2 X 3-1/4 NC Carriage Bolt - GRD 5	6	25	RNG5000156	Plunger Stop Spring Snap Ring	1
4	YOK0032485	Needle Yoke Assembly	1	26	CRA0033485	Plunger Stop Crank	1
5	SFC0034796	Needle Yoke Bolt	4	27	F 0007448	Saddle Lever Spring Eyebolt	2
6	ZZ 0000220	3/4 x 10 Ga Machine Bushing	4	28	NCH0000375	3/8" NC Hex Nut - Plated	4
7	F 0001549	R.H. Needle Yoke Drive Rod End	2	29	SPG0020662	Plunger Latch Spring	1
8	NFH0000750	3/4" NF Hex Nut - Plated	2	30	SHM0033448	Plunger Stop Shim	A/R
9	F 0001550	L.H. Needle Yoke Drive Rod End	2	31	BMP00001390	Plunger Stop Bumper	2
10	NFL0000750	3/4" NF LH Hex Nut - Plated	2	32	LNK0033487	Plunger Stop Link	2
11	F 0007554	Needle Yoke Drive Rod	2	33	F 0000440	Ferrule	4
12	NFH0000500	1/2" NF Hex Nut - Plated	5	34	SHF0033346	Plunger Stop Shaft	1
13	F 0005048	1/2" Clevis	2	35	DOG0033340	Plunger Stop Dog	2
14	F 0004050	Cam Follower	1	36	ROD0034872	Plunger Stop Adjusting Spring Rod	2
15	WLK0000500	1/2" Lockwasher - Plated	1	37	SPG1000175	Plunger Stop Rod Adjusting Spring	2
16	LEV0033378	Plunger Stop Cam Lever	1	38	ARM0033362	L.H. Plunger Stop Arm Assembly	1
17	CAM0033377	Plunger Stop Cam	1	39	ARM0033363	R.H. Plunger Stop Arm Assembly	1
18	BRG0020618	2 - Bolt, Needle Yoke Bearing	2	40	SPC0033343	Plunger Stop Spacer	2
19	BKT0034663	Rod Guide Bracket	1	41	F 0007973	Holder For Twine Guide Bushing	3
20	CLP0100075	3/4" Hydra Zorb Hose Clamp	1	42	F 0000856	Twine Guide Bushing	3
21	ROD0034577	Spring Stop Housing Assembly	1	43	F 0000857	Snap Ring F/Twine Guide Bushing	3
22	ROD0034579	Front Stop Rod	1				

# TWINE BOX ASSEMBLY



TWINEBOX CDR

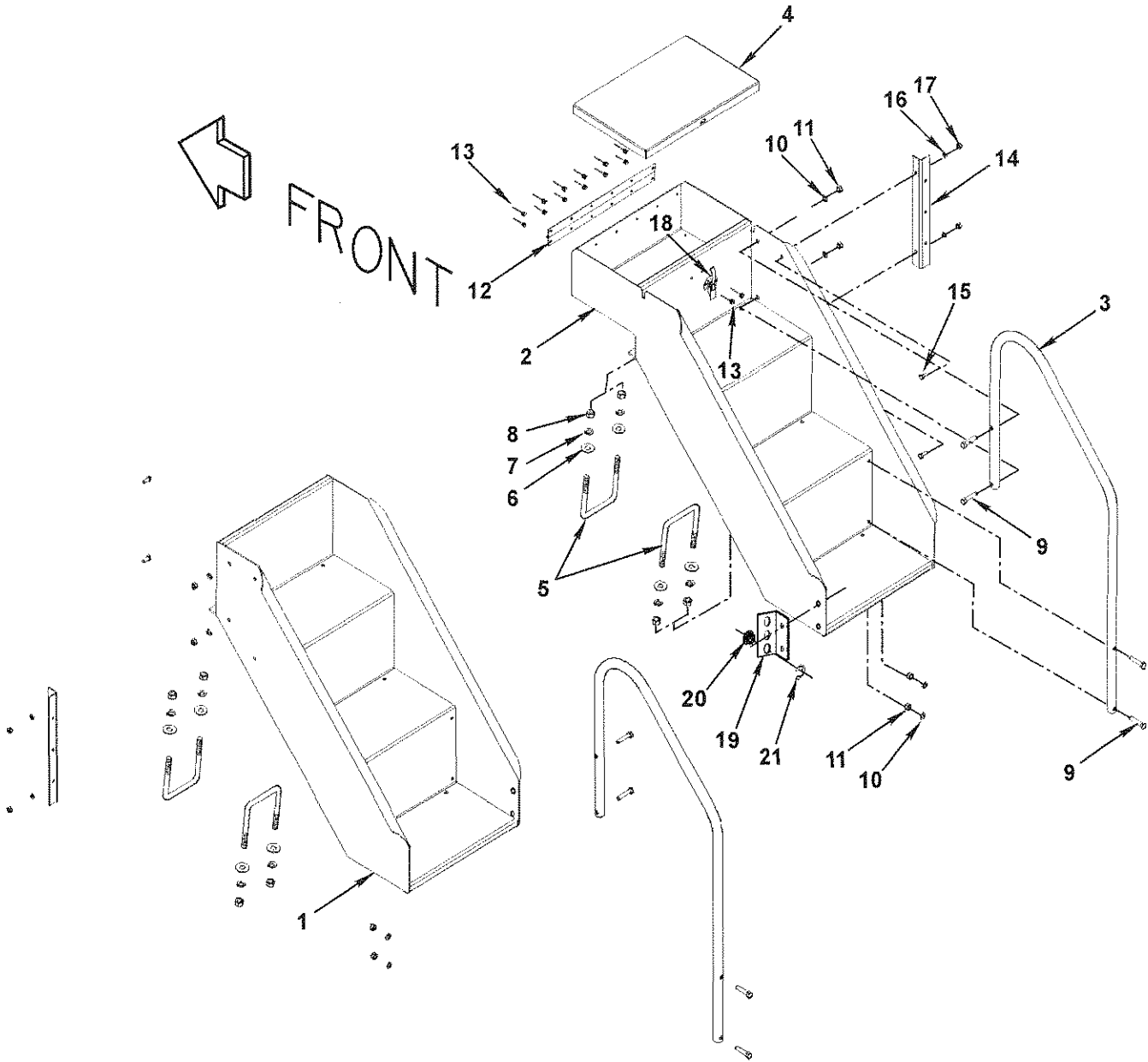
## TWINE BOX ASSEMBLY

---

REF NO.	PART NO.	DESCRIPTION	QTY. USED
1	BOX0033410	Twine Box Lid	1
2	BOX0033411	Twine Box L.H. End	1
3	BOX0033412	Twine Box R.H. End	1
4	BOX0033413	Twine Box Front	1
5	BOX0033414	Twine Box Back	1
6	BOX0033415	Twine Box Bottom	1
7	MNT0033417	Twine Box Rear Mount	1
8	MNT0033416	Twine Box Front Mount	1
9	BOX0034652	Twine Box Lid Left Gusset	1
10	BOX0034656	Twine Box Lid Right Gusset	1
11	BKT0034707	Twine Box Guide Bracket	1
12	SHD0034710	Twine Tensioner Shield	1
13	BOX0034893	Twine Box Stiffener	1
14	PRP0010000	Twine Box Lid Prop	2
15	HAN0017239	Handle For Twine Box Lid	2
16	LAT0000201	Rubber Draw Latch	1
17	HNG0000810	Hinge For Twine Box	3
18	F 0000856	Twine Guide Bushing	6
19	F 0000857	Snap Ring F/Twine Guide Bushing	6
20	F 0007891	Twine Tensioner Assembly	3
21	F 0007889	Twine Tensioner Base Assembly	1
22	F 0007890	Twine Tensioner Top	1
23	F 0007541	Compression Spring	1
24	WCT0000313	5/16" Flatwasher - Plated	1
25	NCE0000313	5/16" NC Esna Nut - Plated	1
26	SPG0000090	90 Lb. Gas Spring	2
27	STD0000M10	M10 Ball Stud	4
28	SOK0000001	Metal Ball Socket End Fitting	4
29	CLP0000002	Safety Clip	4
30	UBL0034451	U-Bolt	2
31	WLK0000500	1/2" Lockwasher - Plated	4
32	NCH0000500	1/2" NC Hex Nut - Plated	4
33	BKT0034920	Twine Guide Bracket	1



# STEPS AND TOOL BOX ASSEMBLIES



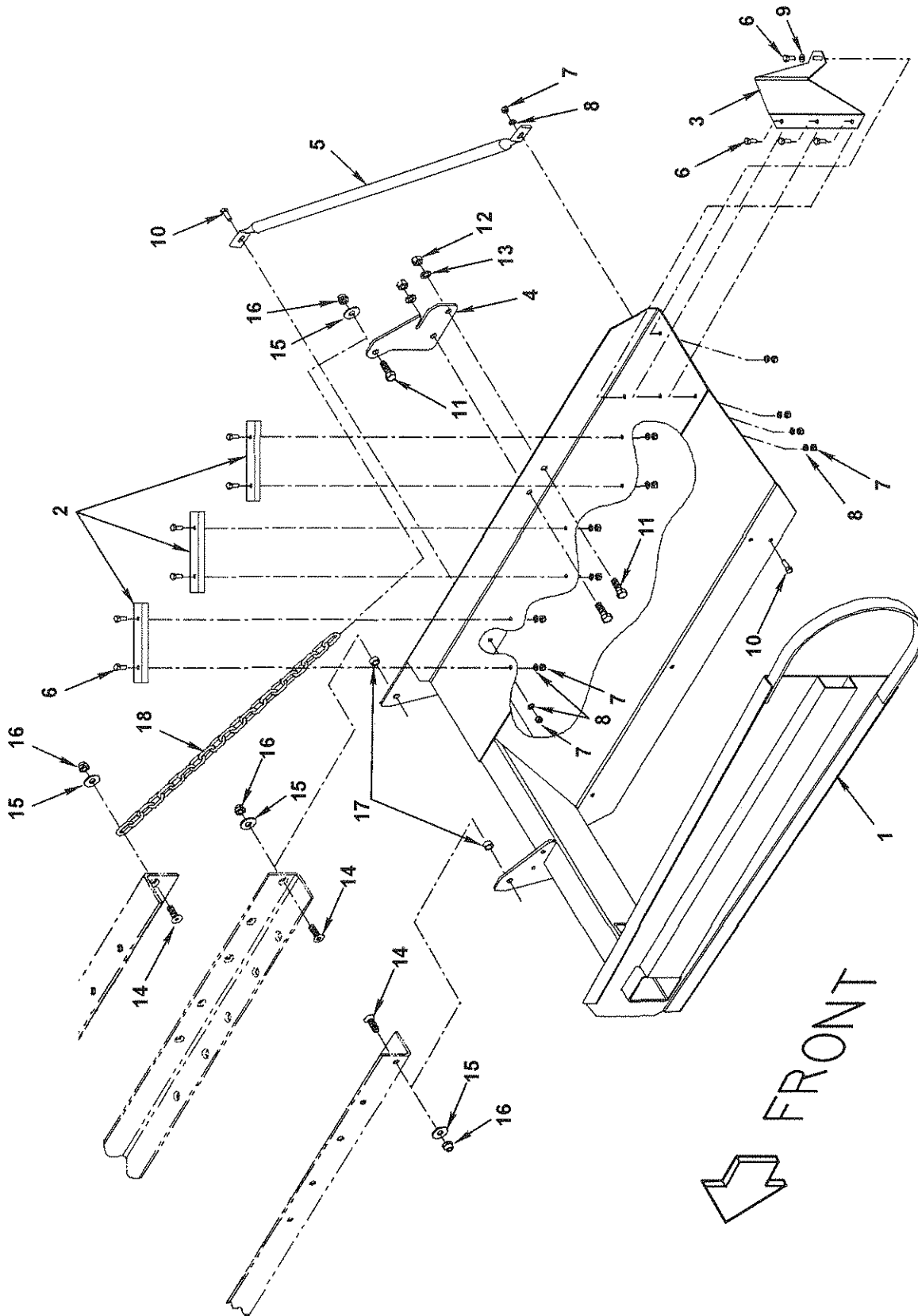
STEPS/CDR

## STEPS AND TOOL BOX ASSEMBLIES

---

REF NO.	PART NO.	DESCRIPTION	QTY. USED
1	STP0034440	L.H. Step Assembly	1
2	STP0034548	R.H. Step Assembly	1
3	HAN0034446	Step Handle	2
4	LID0034553	Lid Assembly	1
5	UBL0034451	U-Bolt	4
6	WCT0000500	1/2" Flatwasher - Plated	8
7	WLK0000500	1/2" Lockwasher - Plated	8
8	NCH0000500	1/2" NC Hex Nut - Plated	8
9	SCC0030005	3/8 x 1-3/4 NC HT CS - Plated	8
10	WLK0000375	3/8" Lockwasher - Plated	8
11	NCH0000375	3/8" NC Hex Nut - Plated	8
12	HNG0034552	Tool Box Hinge	1
13	RIV0000122	3/16" Rivet - Stainless Steel	14
14	SUP0034447	Light Support	2
15	SCC0020001	5/16 x 3/4 NC HT CS - Plated	4
16	WLK0000313	5/16" Lockwasher - Plated	4
17	NCH0000313	5/16" NC Hex Nut - Plated	4
18	CLP0000130	Hook Type Fastener	1
19	BKT0034708	Step Twine Guide Braacket	2
20	F 0000856	Twine Guide Bushing	6
21	F 0000857	Snap Ring F/Twine Guide Bushing	6

# BALE CHUTE ASSEMBLY



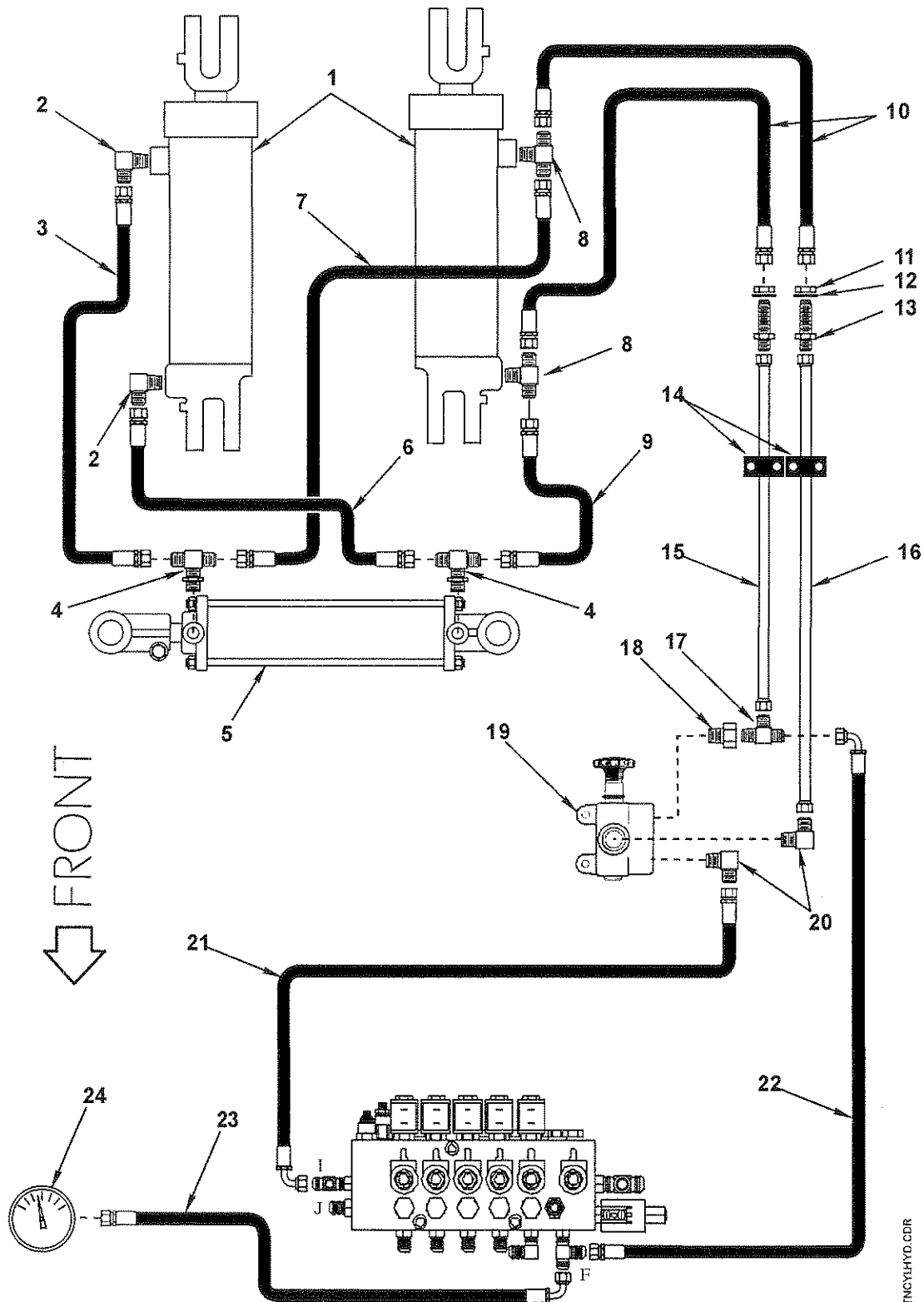
BALECHUT.CDR

## BALE CHUTE ASSEMBLY

---

REF NO.	PART NO.	DESCRIPTION	QTY. USED
1	CHU0034420	Bale Chute	1
2	GUD0034394	Bale Chute Guide Angle	3
3	GUD0034395	Bale Chute Rotation Guide	1
4	ANC0034410	Bale Chute Chain Anchor	1
5	BRC0034423	Bale Chute Brace	1
6	SCC0020001	5/16 x 3/4 NC HT Cap Screw - Plated	10
7	NCH0000313	5/16 NC Hex Nut - Plated	12
8	WLK0000313	5/16 Lockwasher - Plated	12
9	WCT0000313	5/16 Flatwasher - Plated	12
10	SCC0020002	5/16 x 1 NC HT Cap Screw - Plated	2
11	SCC0050004	1/2 x 1-1/2 NC HT Cap Screw - Plated	3
12	NCH0000500	1/2 NC Hex Nut - Plated	2
13	WLK0000500	1/2 Lockwasher - Plated	2
14	SCO0050004	1/2 x 1-1/2 NC FH Socket CS - Pltd	3
15	WCT0000500	1/2 Flatwasher - Plated	4
16	NCE0000500	1/2 NC Esna Nut - Plated	4
17	BSH0034459	Steel Bushing	2
18	CHN0034460	Bale Chute Chain	1

# TENSION CYLINDERS HYDRAULICS



TNCYHYD.GDR

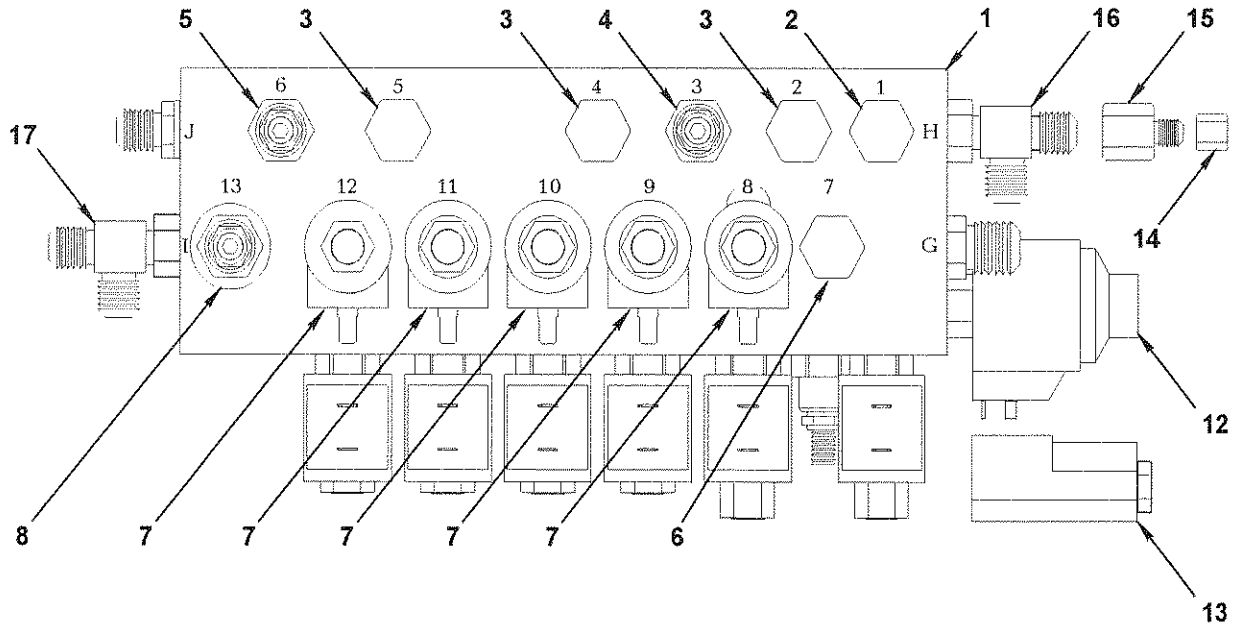
## TENSION CYLINDERS HYDRAULICS

---

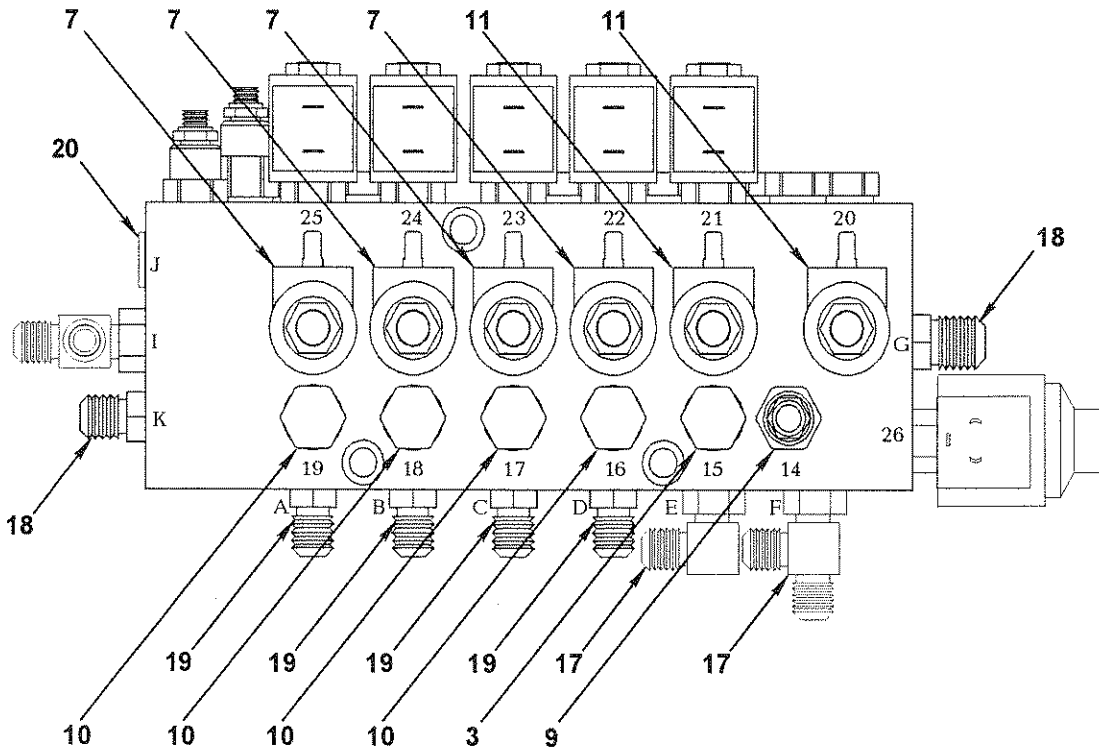
REF NO.	PART NO.	DESCRIPTION	QTY. USED
1	CYL0033749	Vertical Tension Cylinder	2
2	HYD5405045	3/8 JIC x 3/8 NPT 90° Male Elbow	2
3	HOS0034418	Tension Cylinder Hose	1
4	HYD5715033	3/8 JIC x 3/8 O-Ring Branch Tee	2
5	F 0006519	Horizontal Tension Cylinder	1
6	HOS0034841	Tension Cylinder Hose	1
7	HOS0034417	Tension Cylinder Hose	1
8	HYD5605035	3/8 JIC x 3/8 NPT Branch Tee	2
9	HOS0034416	Tension Cylinder Hose	1
10	HOS0034419	Tension Cylinder Hose	2
11	HYD5924030	3/8" Bulkhead Nut	2
12	WIS0005625	9/16" Internal Star Washer	2
13	HYD5325030	3/8 JIC Bulkhead Union	2
14	CLP0010951	3/8" STD Hycon Tube Clamp	2
15	TUB0034834	Upper Rear Hyd Tube, Tension Cyls	1
16	TUB0034839	Lower Rear Hyd Tube, Tension Cyls	1
17	HYD5755030	3/8 JIC x 1/4 NPT Male Run Tee	1
18	HYD3109042	1/2 NPT x 1/4 NPT Steel Pipe Bushing	1
19	VLV0000500	Selector Valve	1
20	HYD5405034	3/8 JIC x 1/2 NPT 90° Male Elbow	2
21	HOS0034750	Tension Return Hose	1
22	HOS0034749	Tension Supply Hose	1
23	HOS0034790	Tension Gauge Hose To "F" Port	1
24	GAG0000001	4" - 3000PSI Tension Gauge	1

# MAIN HYDRAULIC VALVE ASSEMBLY

TOP VIEW



FRONT VIEW



FRONT

VALVE CDR

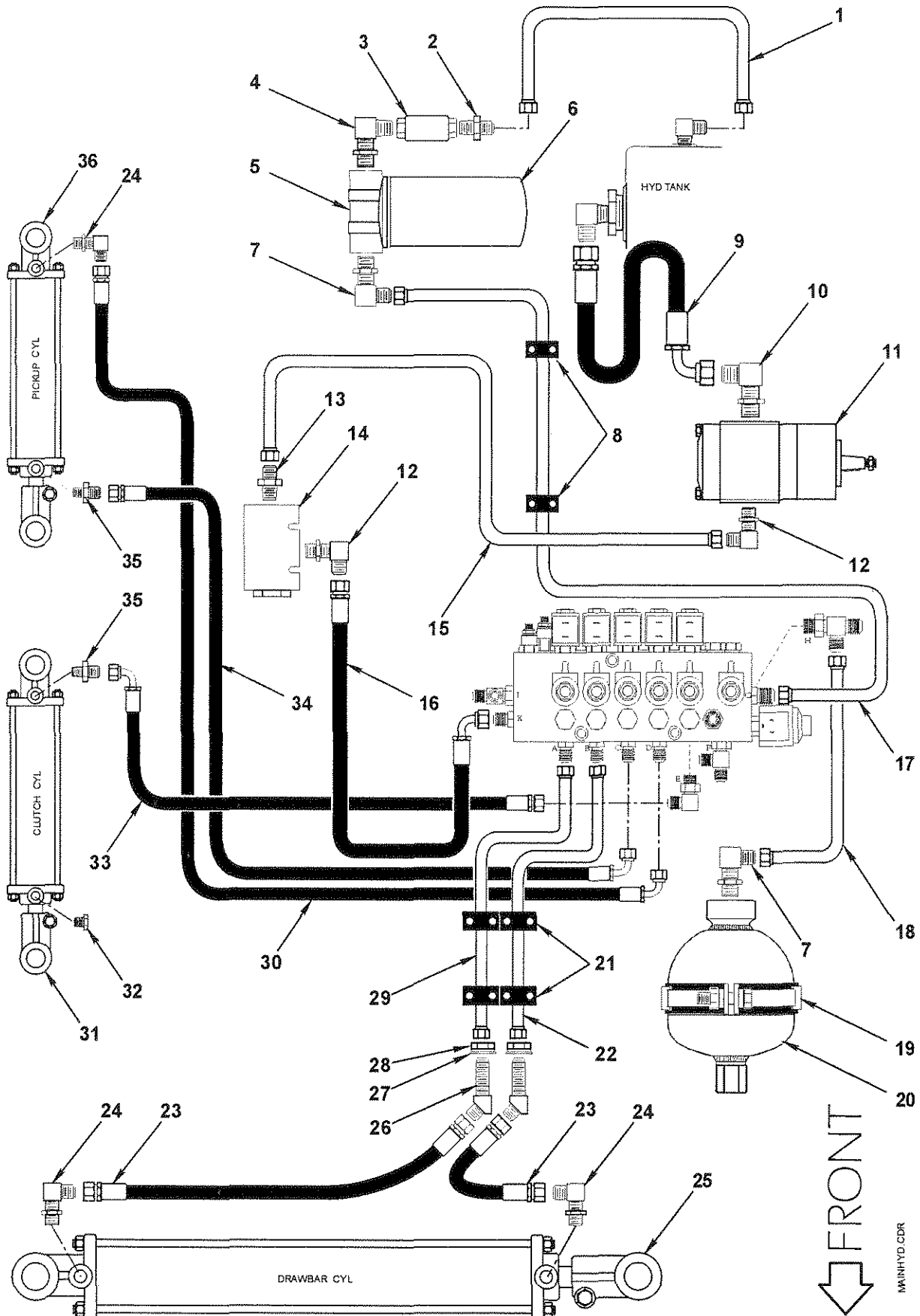
## MAIN HYDRAULIC VALVE ASSEMBLY

---

REF NO.	PART NO.	DESCRIPTION	QTY. USED
1	VLV3175100	Main Hydraulic Valve Assy Complete	1
2	VLVCNCC132	Fixed Orifice Restrictor Valve	1
3	VLVCNCC116	Fixed Orifice Restrictor Valve	4
4	VLVCNCC164	Fixed Orifice Restrictor Valve	1
5	VLVQCDALAN	Unloading Pilot Valve	1
6	VLVCXCDXCN	Check Valve	1
7	VLVCP5081B	Poppet Solenoid Valve	9
8	VLVRVCALAN	Piloted Relief Valve	1
9	VLVPVDALEN	Piloted Press Reducing/Relieving Valve	1
10	VLVCXDAXCN	Nose To Side Check Valve	4
11	VLVCP5082B	Poppet Solenoid Valve	2
12	VLVCP55820	Proportional Relief Valve	1
13	VLV7114920	Proportional Controller/Amplifier	1
14	HYD5129020	1/4" JIC Cap	1
15	HYD5015042	1/2 x 1/4 JIC tube Reducer	1
16	HYD5716030	3/8 O-Ring x 1/2 JIC Branch Tee	1
17	HYD5716666	3/8 O-Ring x 3/8 JIC Branch Tee	3
18	HYD5315043	1/2 JIC x 3/8 O-Ring St Thd Conn	2
19	HYD5315033	3/8 JIC x 3/8 O-Ring St Thd Conn	4
20	HYD7231030	3/8 O-Ring Socket Head Plug	1



# MAIN HYDRAULICS

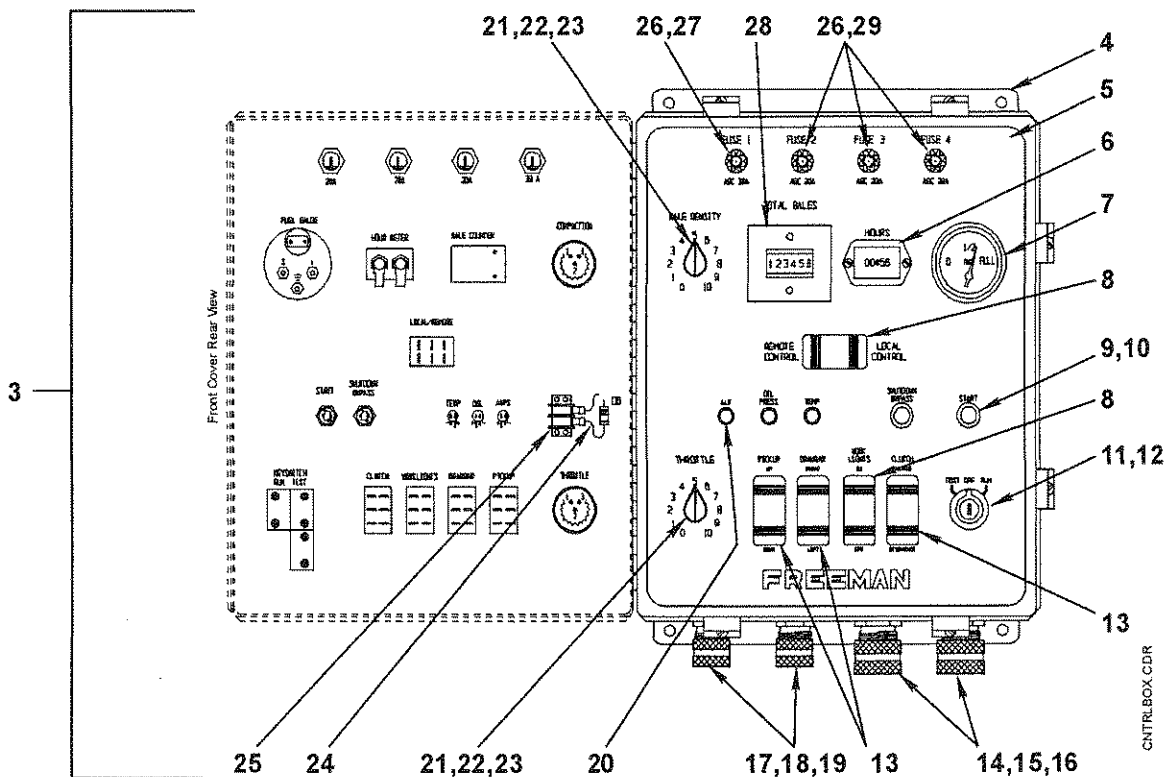
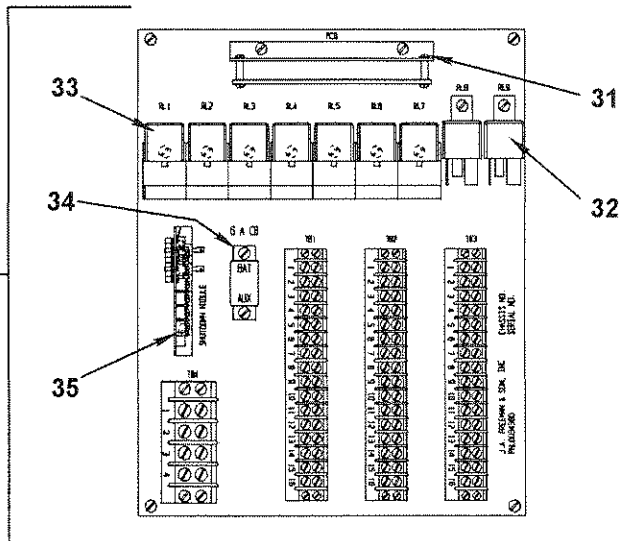
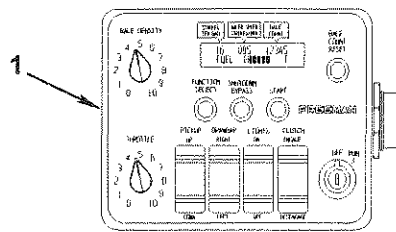
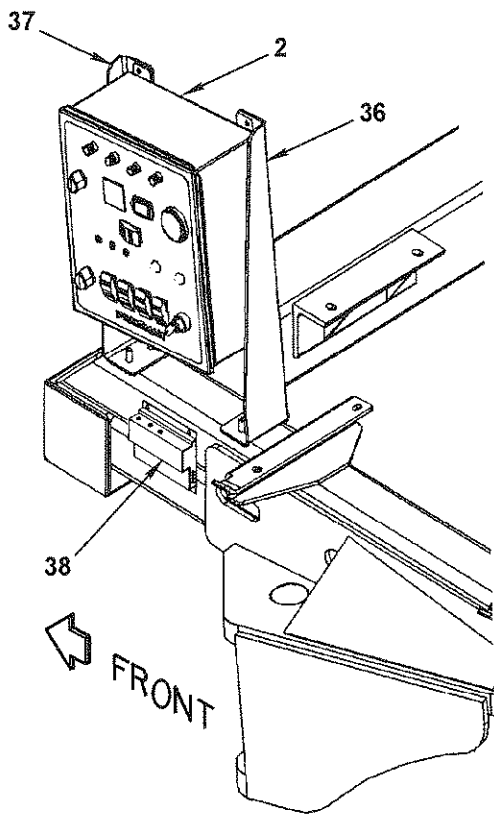


## MAIN HYDRAULICS

---

REF NO.	PART NO.	DESCRIPTION	QTY. USED
1	TUB0034835	Tank To Filter Hydraulic Tube	1
2	HYD5205060	3/4" JIC x 3/4" NPT Male Connector	1
3	VLV002X611	Check Valve	1
4	HYD6806060	3/4" O-Ring x 3/4" Male Npt 90° Elbow	1
5	FIL0HH6935	Hydraulic Filter Head	1
6	FIL0HF6613	Hydraulic Filter Element	1
7	HYD5515046	1/2" JIC x 3/4" O-Ring 90° Elbow	2
8	CLP0021301	1/2" Hycon STD Tube Clamp	2
9	HOS0034752	Pump Suction Hose	1
10	HYD5515068	1" JIC x 3/4" O-Ring 90° Elbow	1
11	PMP12S8XG2	Hydraulic Gear Pump	1
12	HYD5515040	1/2" JIC x 1/2" O-Ring 90° Elbow	2
13	HYD5315040	1/2" JIC x 1/2" O-Ring ST THD Conn	1
14	FILCF90081	Inline Hydraulic Pressure Filter	1
15	TUB0034679	Pump To Filter Hydraulic Tube	1
16	HOS0034753	Manifold Supply Hose	1
17	TUB0034871	Port G to Filter Hydraulic Tube	1
18	TUB0034833	Port H To Accumulator Hydraulic Tube	1
19	CLP2110692	Mounting Clamp For Accumulator	1
20	ACMSBO2102	Hydac Hydraulic Accumulator	1
21	CLP0010951	3/8" STD Hycon Tube Clamp	4
22	TUB0034843	Port B To Bulkhead Hydraulic Tube	1
23	HOS0034754	Drawbar Hose	2
24	HYD5515034	3/8" JIC x 1/2" O-Ring 90° Elbow	3
25	CYL0000324	Drawbar Swing Cylinder	1
26	HYD5375030	3/8" JIC x 45° Bulkhead Union Elbow	2
27	WIS0005625	9/16" Internal Star Washer	2
28	HYD5924030	3/8" Bulkhead Nut	2
30	HOS0034405	Port D To Pickup Cyl Butt End Hose	1
31	CYL000206A	Clutch Cylinder	1
32	HYD7230040	1/2" O-Ring Plug	1
33	HOS0034751	Port E To Clutch Cylinder Hose	1
34	HOS0034404	Port C To Pickup Cyl Rod End Hose	1
35	HYD5315034	3/8" JIC x 1/2" O-Ring ST THD Conn	2
36	F 0006519	Pickup Cylinder	1

# CONTROL BOXES AND MOUNTS



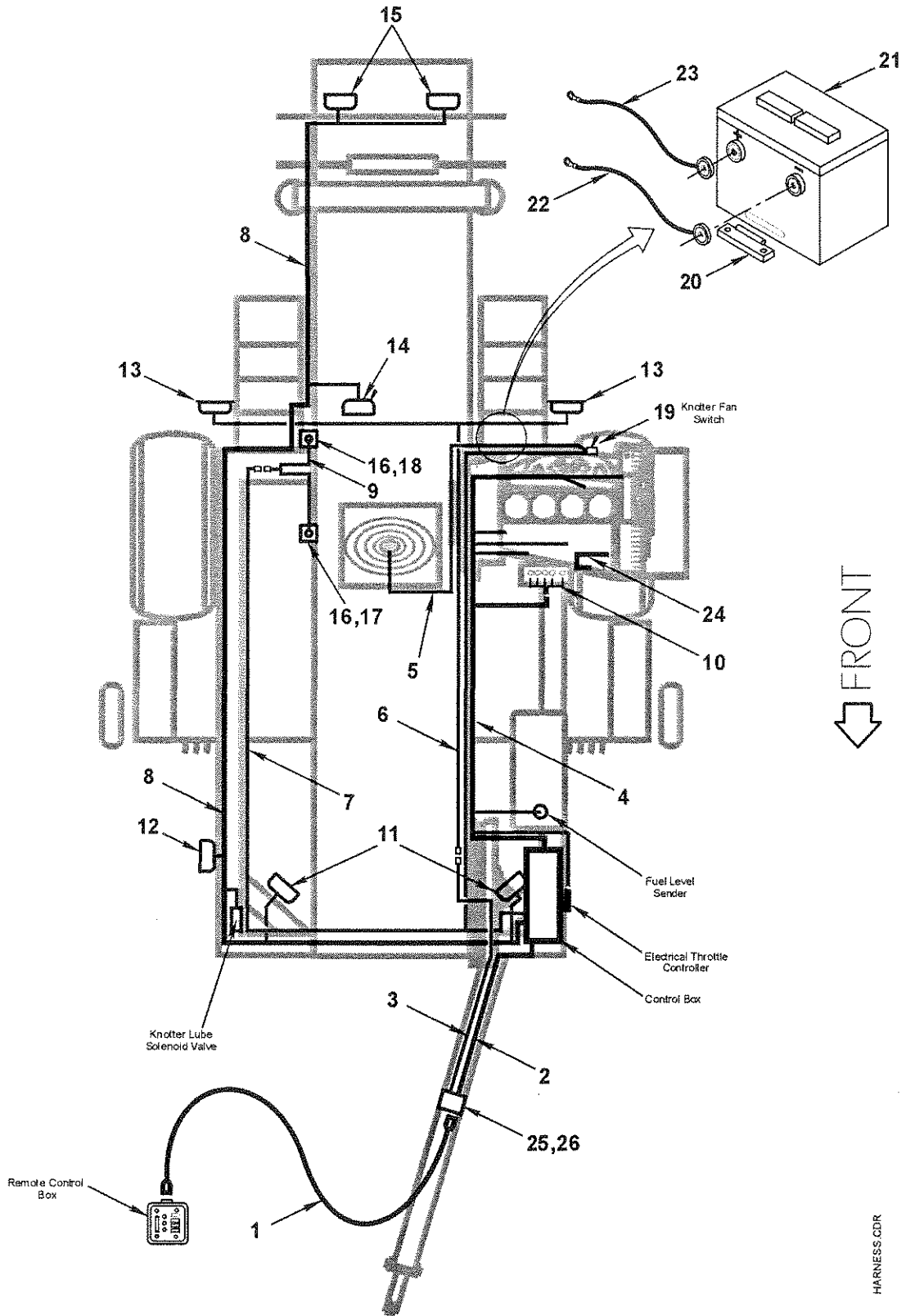
CONTROL BOX CDR

## CONTROL BOXES AND MOUNTS

---

REF NO.	PART NO.	DESCRIPTION	QTY. USED
1	REMOTE1390	Tractor Remote Control Box (Complete)	1
2	BOX0001390	Control Box And Panel Assy (Complete)	1
3	BOX0034421	Baler Cntrl Box Components (Complete)	1
4	BOX0034384	Box	1
5	FD 0034385	Graphic Overlay	1
6	ELC0150005	Hour Meter	1
7	GAG0009090	Fuel Level Gage	1
8	SWI00VDD1S	Rocker Switch	2
9	SWI0P79702	Push Button Switch	2
10	GSK0700110	Switch Gasket	2
11	SWI0ZA2BG3	Key Switch Operaator	1
12	SWIZA2BZ10	Switch Contact Block	1
13	SWI00VLD1S	Rocker Switch	3
14	CNR0000297	3/4" Strain Relief Connector	2
15	RNG0005263	Sealing Ring F/CNR297	2
16	NMS0000109	3/4" Conduit Lock Nut	2
17	CNR0000195	1/2" Strain Relief Connector	2
18	RNG0005262	Sealing Ring F/CNR195	2
19	NMS0000150	1/2" Conduit Lock Nut	2
20	LITXVLA124	LED Indicator Lamp	3
21	ELC7531010	Potentiometer	2
22	KOB0001P2B	Potentiometer Knob	2
23	ELC0SL100B	Potentiometer Sahft	2
24	DIO0046003	Diode	1
25	TEB0002140	Terminal Block	1
26	FUS0000025	Fuse Holder	4
27	FUS0000065	Fuse - AGC 30 Amp	1
28	BCO0011531	Bale Counter	1
29	FUS0000060	Fuse - AGC 20 Amp	3
30	PNL0034413	Baler Control Box Panel (Complete)	1
31	BKT0034402	PCB Bracket Assembly	1
32	REL0041F11	Relay - 12V/70 Amp	2
33	REL5058963	Relay - 12V/40 Amp	7
34	CBK0001456	Circuit Breaker - 6 Amp	1
35	CIR0034658	Auto Shut Down Module Assembly	1
36	BKT0033246	Baler Control Box Rear Bracket	1
37	BKT0033245	Baler Control Box Front Bracket	1
38	ACT0001390	Elec Throttle Cntrl And Harn Assy	1

# BATTERY, LIGHTS AND WIRING HARNESSES



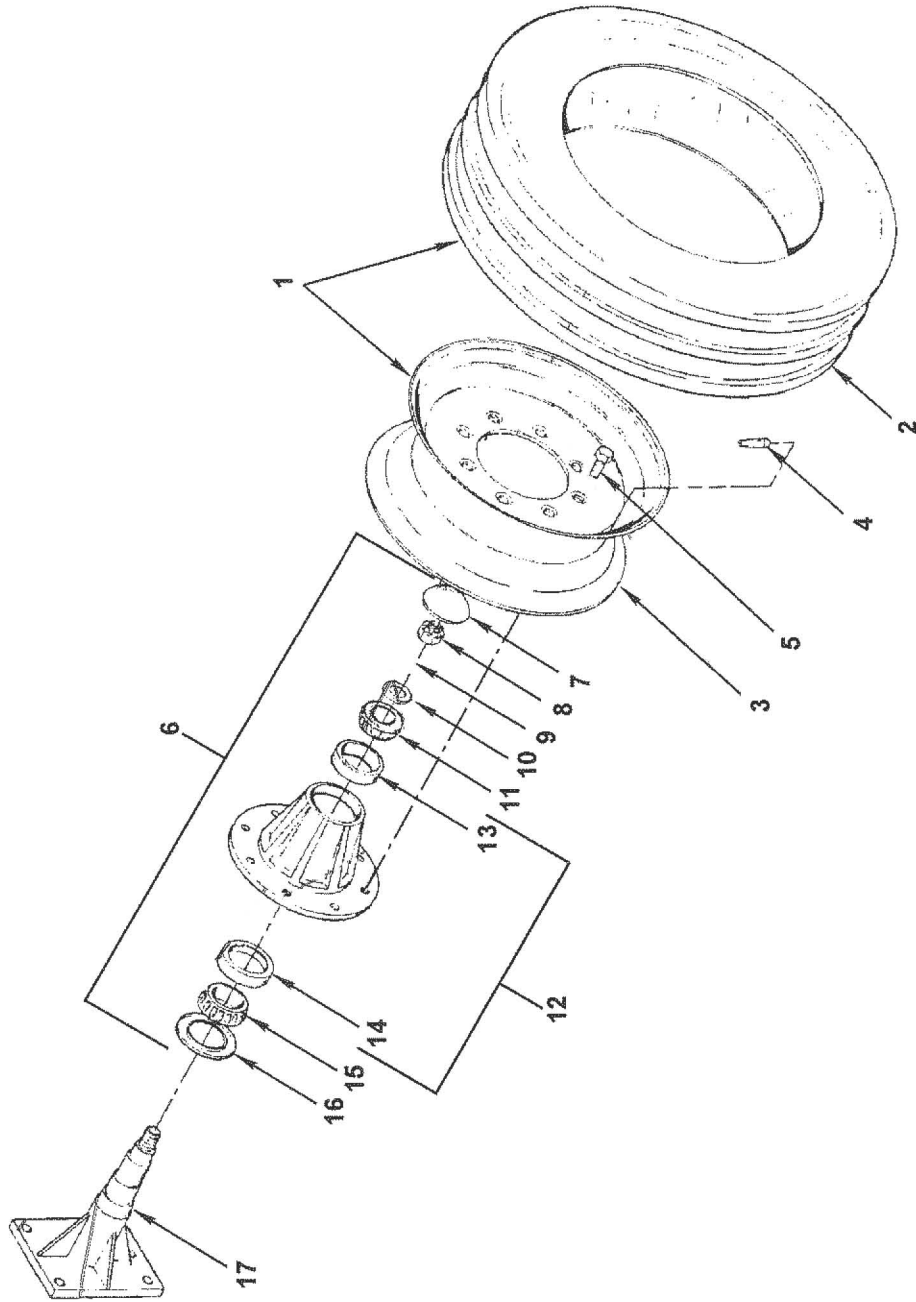
HARNES CDR

## BATTERY, LIGHTS AND WIRING HARNESSSES

---

REF NO.	PART NO.	DESCRIPTION	QTY. USED
1	HRN0034684	Harness, Remote Cntrl Box To Drawbar	1
2	HRN0034683	Harness, Control Box To Drawbar	1
3	HRN0034730	Harness, Drawbar Running Lights	1
4	HRN0034682	Harness, Engine Wiring	1
5	HRN0034818	Harness, Knotter Fan	1
6	HRN0034729	Harness, Baler Running Lights	1
7	CBL080459A	Single Keyway Plug and Cable Assy	1
8	HRN0034728	Harness, Work lights	1
9	CBL88A3115	In-Line Splitter And Cable Assembly	1
10	HRN0034868	Harness, Hydraulic Solenoid Valve	1
	HRN0034863	Jumper Wire, Drawbar "Left" Valve	1
	HRN0034864	Jumper Wire, Pickup "Up" Valve	1
	HRN0034865	Jumper Wire, Drawbar "Right" Valve	1
	HRN0034866	Jumper Wire, Pickup "Down" Valve	1
	HRN0034867	Jumper Wire, Engine "Engage" Valve	1
11	LIT1105D19	Pickup And Feeder Light	2
	LIT0000001	Replacement Bulb	1
12	LIT7191511	Trapezoid Flood Light	1
13	LIT0000012	Tail Light Housing	2
	LIT1410112	Directional Lamp - Complete	2
	LIT1410122	Stop/Tail Lamp - Complete	2
14	LIT5805C86	Knotter Flood Light W/Switch	1
	LIT0000001	Replacement Bulb	1
15	LIT5205D18	Rear Spot Pattern Light	2
	LIT0000001	Replacement Bulb	1
16	SW18UMT12P	Inductive Proximity Sensor	2
17	MNT0033317	Speed Sensor Mount	1
18	MNT0034837	Proximity Switch Mount	1
19	03-181	Fan Switch	1
	CAP0001030	Cap (Boot) F/03-181 Switch	1
20	ANC0033255	Battery Anchor Assembly	1
21	BAT0074XHD	Battery, Group 74 - Heavy Duty	1
22	CBL0712054	Battery Cable - Negative Post	1
23	CBLPOS1390	Battery Cable - Positive Post	1
24	CBLGND1390	Engine Ground Cable	1
25	SOK0012310	Electrical Socket - 7 Pole	1
26	SOK0000007	Socket Boot For 7 Conductor	1

# SPINDLES, TIRES AND WHEELS



TIRE&WHL CDR

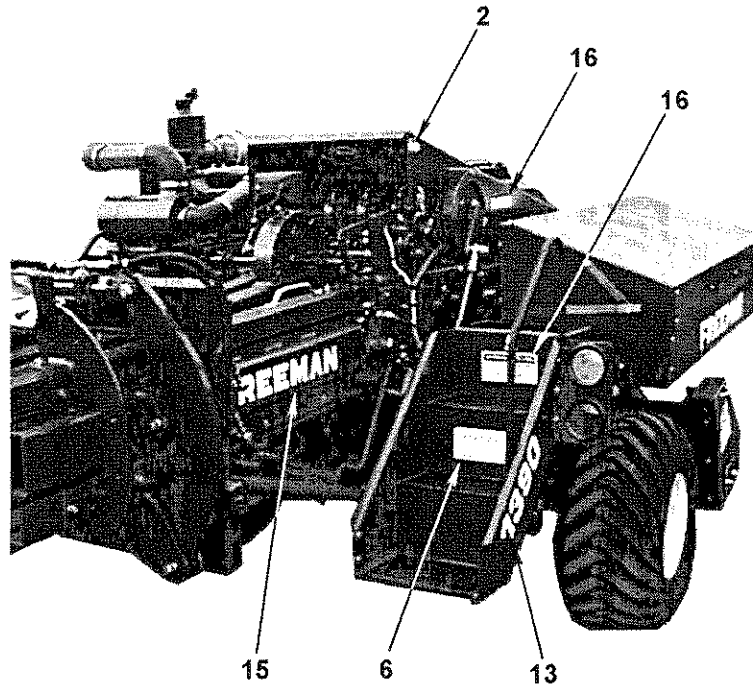
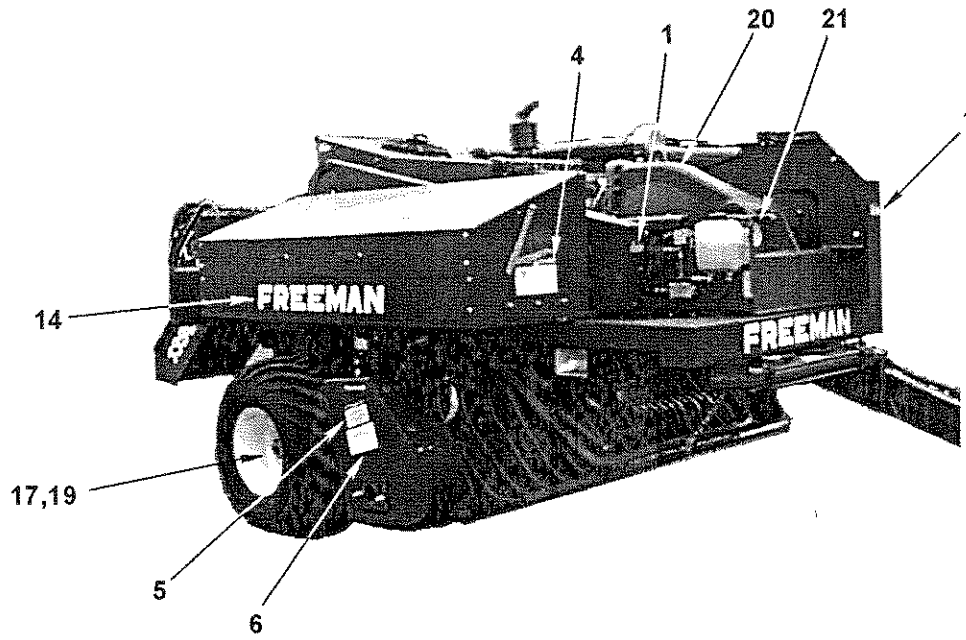
## SPINDLES, TIRES AND WHEELS

---

REF NO.	PART NO.	DESCRIPTION	QTY. USED PER SIDE
1	TIR4060155	Field Tire And Wheel Assembly	1
2	TIR406020	Field Tire Only	1
	TIR14175F3	Hyway Tire 14 x 17.5-14 Ply	1
	WHLHWY1390	Hyway Tire And Wheel Assembly	1
3	WHL0000001	Field Wheel Only	1
	WHL0175105	Hyway Wheel 17.5 x 10.5	1
4	VLV0000415	Valve Stem	1
5	F 0008001	Lug Bolt F/8 Hole Hub	8
6	F 0008003	Single Wheel Hub W/Brgs -W/O Spindle	1
7	F 0008000	Hub Cap - 8 Hole Hub	1
8	F 0007999	Nut For Wheel Spindle	1
9	COT0000504	1/8 x 1-1/2" Cotter Pin	1
10	F 0007998	Washer For Wheel Spindle	1
11	F 0007997	Outer Wheel Bearing Cone - 8 Hole Hub	1
12	F 0007992	Hub With Cups - 8 Hole Hub	1
13	F 0007996	Outer Bearing Cup	1
14	F 0007993	Inner Wheel Bearing Cup	1
15	F 0007994	Inner Wheel Bearing Cone - 8 Hole Hub	1
16	F 0007995	Grease Retainer - 8 Hole Hub	1
17	SPN0034224	Baler Main Spindle - Field Only	1
	SPN0033158	Baler Main Spindle - Hyway Only	1

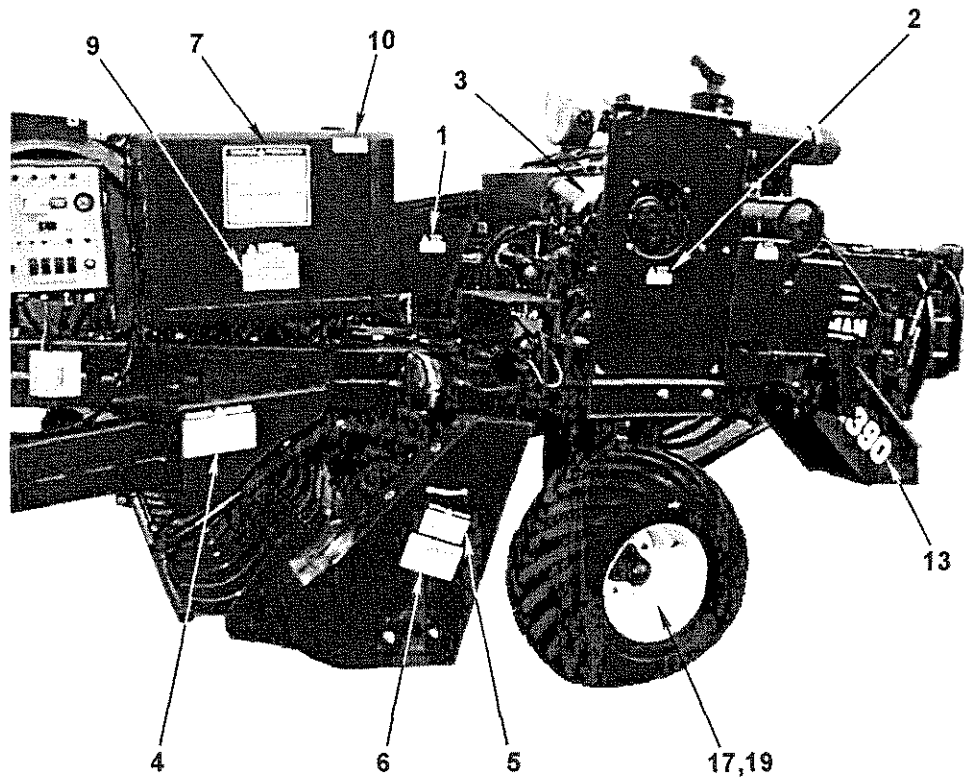
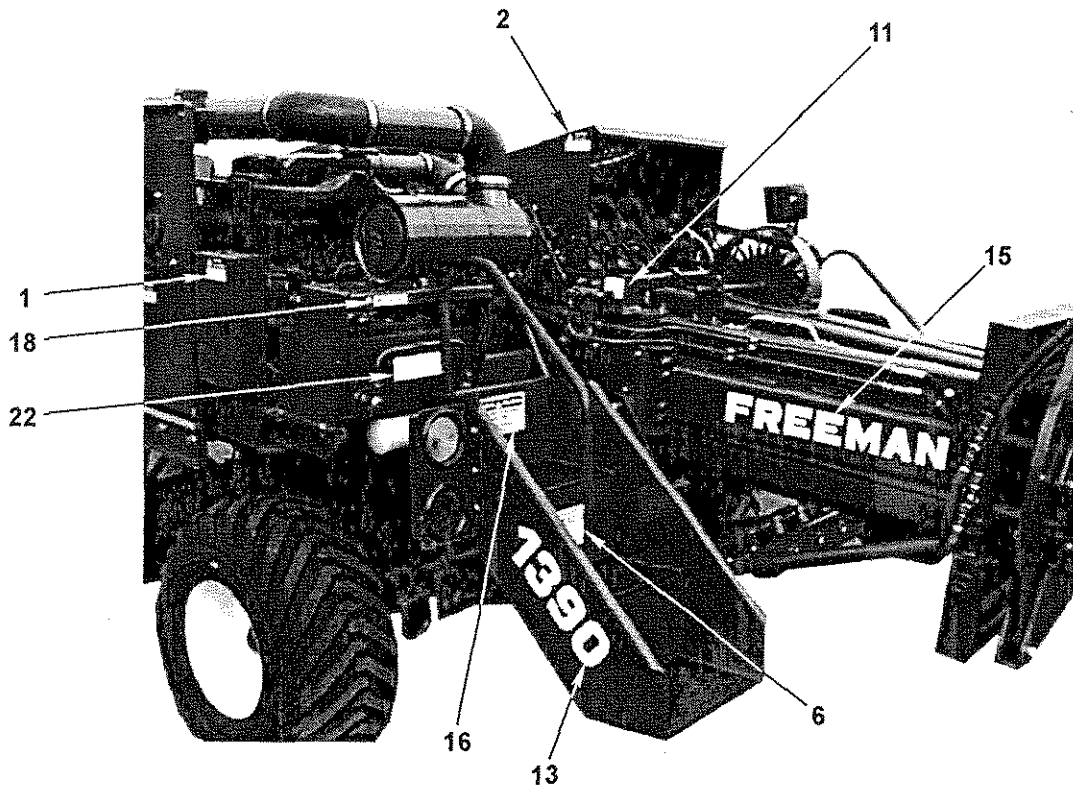


# 1390 DECALS




DECAL1 CDR

# 1390 DECALS



# 1390 DECALS



DECAL3.CDR

## 1390 DECALS - FD SET1390 COMPLETE DECAL SET

REF NO.	PART NO.	DESCRIPTION	QTY. USED	REF NO.	PART NO.	DESCRIPTION	QTY. USED
1	FD 0023572	"CAUTION" Shields Are For Your...	5	12	FD 0034273	"CAUTION" Jack Will Support...	1
2	FD 0023573	"WARNING" Stay Clear Of Fan...	3	13	FD 0034276	"1390" Decal	2
3	FD 0030291	"WARNING" Ca Proposition 65	1	14	FD 0007113	36" X 5" White "Freeman" Decal	2
4	FD 0025126	"DANGER" Pickup Hazard Decal	2	15	FD 0007111	25" X 4" White "Freeman" Decal	2
5	FD 0023534	"CAUTION" Keep Shields In Place...	2	16	FD 0023538	"WARNING! DO NOT RIDE ON..."	3
6	FD 0023576	"DANGER" Look And Listen...	4	17	FD 0023951	Lug Nut Decal	2
7	FD 0023473	"CAUTION" 8 Item List Of Cautions	1	18	FD 0034738	Knotted Fan Switch Decal	1
8	NP 0000100	Serial Number Id Plate	1	19	FD 0034756	Recommended Air Pressure...	2
9	FD 0023581	"CAUTION" Shut Motor Off When....	1	20	FD 0034821	"NO LIFT"	1
10	FD 0000035	"Diesel Fuel Only"	1	21	FD 0034824	Kntr Luber Tank "USE SAE 30W..."	1
11	FD 0034275	Tension Rail Selector Decal	1	22	FD 0018808	Hydraulic Fluid Decal	1

## PART NUMBER INDEX

PART	PAGES	PART	PAGES	PART	PAGES
03-181	79	BOX0033410	65	CHM0032445	19
04-123	9	BOX0033411	65	CHM0032660	15
ACL0000440	43	BOX0033412	65	CHM0032661	15
ACL0002251	43	BOX0033413	65	CHM0032664	15
ACL0004307	43	BOX0033414	65	CHM0032665	15
ACL0080372	43	BOX0033415	65	CHM0033528	15
ACL0101870	43	BOX0034384	77	CHM0033970	15,19
ACL0112003	43	BOX0034421	77	CHN0000210	5
ACL0119410	43	BOX0034652	65	CHN0000291	33
ACL0119711	43	BOX0034656	65	CHN0010097	33
ACL0148573	43	BOX0034893	65	CHN0032297	33
ACMSBO2102	75	BRC0031937	19	CHN0032298	33
ACT0001390	77	BRC0031938	19	CHN0034460	69
ACT0012409	39	BRC0034423	69	CHN0034582	33
ACT00A330R	39	BRG0000019	31	CHN0050105	11
ANC0016029	9	BRG000394A	31	CHN0060109	11
ANC0033255	79	BRG0020016	11	CHU0031506	13
ANC0034410	69	BRG00205PP	25	CHU0031507	13
ANG0031588	19	BRG0020618	63	CHU0031517	13
ANG0031589	19	BRG00206PP	45	CHU0031541	13
ANG0031915	19	BRG0021135	13	CHU0032300	9
ANG0031916	19	BRG0032234	11	CHU0034420	69
ARM0031341	31	BRG0040310	45	CIR0034658	77
ARM0032481	51	BRG0067000	11	CLH0017767	11
ARM0032537	9	BRG015SF24	3	CLH0017773	11
AUG0032221	11	BRG0507910	13	CLH0017849	11
AUG0032222	11	BRG0507949	13	CLH0032034	47
AUG0032567	9	BRG072DU32	21	CLH0032042	47
AUG0032568	9	BRG203KRR3	29	CLH0032044	47
AUG0032793	9	BRG395LA90	31	CLH0032045	47
BAT0074XHD	79	BRG4164PP2	7	CLH0PU1390	11
BCO0011531	77	BRG51FLMX8	57	CLP0000130	41
BKT0032972	57	BRG64F64PP	55	CLP0000130	61,67
BKT0033245	77	BRGCRSBC20	7	CLP0010951	71,75
BKT0033246	77	BRGER20722	47	CLP0021301	75
BKT0033444	21	BRGM306DDB	29	CLP0022526	61
BKT0033451	21	BRGRA104RR	11	CLP0030878	29
BKT0034213	35	BRGRA106RR	7	CLP0032525	51
BKT0034278	35	BSH0031142	21	CLP0034840	51
BKT0034279	35	BSH0031143	21	CLP0035408	19
BKT0034402	77	BSH0031351	31	CLP0035751	43
BKT0034638	3	BSH0031605	19	CLP0100075	63
BKT0034663	63	BSH0032160	39	CLP0708501	37
BKT0034705	21	BSH0034240	19	CLP2110692	75
BKT0034707	65	BSH0034459	69	CLP7051029	43
BKT0034708	67	BSH0034650	5	CLP7051170	37
BKT0034709	19	BSH00VG290	9	CLP7335752	43
BLK0032668	17	BSH00VG400	9	CNK0001000	33
BLK0032966	17	BSH00VG400	25	CNR0000195	77
BLT000D210	21	BSH0E21875	13	CNR0000297	77
BMP0004243	61	BSHP141812	11	CPL0031253	45
BON0000001	27	BSHSK21875	13	CRA0030777	25
BON0000002	27	CAM0032464	55	CRA0032174	13
BON0000003	27	CAM0032465	55	CRA0032662	9
BON0000004	27	CAM0033377	63	CRA0033485	63
BON0000005	27	CAM0034129	7	CUS0032524	51,55
BON0000006	27	CAM0034130	7	CYL0000206	75
BON0000007	27	CAM0034586	51	CYL0000324	3,75
BON0000008	27	CAP0000002	3	CYL000206A	25,75
BON0000009	27	CAP0001390	37	CYL0033749	19,71
BON0000010	27	CAP0046749	9	DIO0046003	77
BON0000011	27	CBK0001456	77	DOG0032523	51
BON0000012	27	CBL0000111	25	DOR0031542	13
BON0000013	27	CBL0712054	79	DPT0032158	39
BON0000014	27	CBL080459A	79	DRB0031783	3
BON0000015	27	CBL88A3115	79	DTZ0000524	43
BON0000016	27	CBLGND1390	79	DTZ0001390	39
BON0033083	27	CBLPOS1390	79	DTZ0009462	43
BOX0001390	77	CHM0032435	15,19	DTZ0271160	39

## PART NUMBER INDEX

PART	PAGES	PART	PAGES	PART	PAGES
DTZ0272326	39	F 0007884	53	FD 0023583	61
DTZ0272401	41	F 0007889	65	FD 0034385	77
DTZ1118688	39	F 0007890	65	FD 0000035	84
DTZ1119246	39	F 0007891	65	FD 0007111	84
DTZ1173470	39	F 0007892	53	FD 0007113	84
DTZ1176023	39	F 0007893	53	FD 0018808	84
DTZ1236291	39	F 0007947	53	FD 0023473	84
DTZ1290579	39	F 0007948	53	FD 0023534	84
DTZ2234942	41	F 0007949	53	FD 0023538	84
DTZ2235175	39	F 0007959	57	FD 0023572	84
DTZ2235178	39	F 0007976	53	FD 0023573	84
DTZ9990172	39	F 0007977	51	FD 0023576	84
ELB0090HL4	43	F 0007992	81	FD 0023581	84
ELB0903540	43	F 0007993	81	FD 0023951	84
ELB0904028	43	F 0007994	81	FD 0025126	84
ELC0150005	77	F 0007995	81	FD 0030291	84
ELC0SL100B	77	F 0007996	81	FD 0034273	84
ELC7531010	77	F 0007997	81	FD 0034275	84
EXH0011007	43	F 0007998	81	FD 0034276	84
EXH0013806	43	F 0007999	81	FD 0034738	84
F 0000123	33	F 0008000	81	FD 0034756	84
F 0000025	33	F 0008001	81	FD 0034821	84
F 0000072	21	F 0008003	81	FD 0034824	84
F 0000159	57	F 0008022	55	FEN0032427	9
F 0000169	39	F 0008023	55	FEN0032430	9
F 0000220	51	F 0008049	53	FIL0HF6613	75
F 0000225	13	F 0008050	53	FIL0HH6935	75
F 0000278	55	F 0008051	53	FIL1160024	39
F 0000440	55	F 0008052	53	FIL1160243	39
F 0000658	53	F 0008068	53	FILCF90081	39,75
F 0000856	19,65	F 0008069	53	FILS1510V3	37
F 0000856	67	F 0008070	53	FLT0034591	13
F 0000857	19,65,67	F 0008144	57	FLW0031112	21
F 0000893	37	F 0008146	57	FRM0031309	3
F 0000990	25	F 0008147	57	FRM0031522	13,15
F 0000994	25	F 0008189	37	FRM0031536	15
F 0000995	25	F 0008274	53	FRM0031536	19
F 0001517	5,55,57	F 0008275	53	FRM0031616	15
F 0001549	63	F 0008280	53	FST0010401	9
F 0001550	63	F 0000025	11	FUS0000025	77
F 0001572	55,57	F 0000246	49	FUS0000060	77
F 0001611	63	F 0000760	11	FUS0000065	77
F 0001618	55	F 0000802	49	GAG0000001	71
F 0001687	55	F 0001572	49	GAG0009090	77
F 0001689	37	F 0001654	9	GER0006068	51
F 0004050	63	F 0001790	11	GER0007862	53
F 0004067	25	F 0001791	11	GER0007873	53
F 0004068	25	F 0001793	11	GRD0004432	61
F 0004159	51	F 0001797	11	GRD0034122	9
F 0004160	51	F 0001909	9	GRD0034649	5
F 0004161	51	F 0004161	9	GSK0700110	77
F 0005048	63	F 0006498	9	GUD0032696	9
F 0006519	19,71,75	F 0006519	9	GUD0032697	9
F 0006781	39	F 0007397	11	GUD0033425	21
F 0006793	43	F 0007448	11,49	GUD0033484	21
F 0007063	51	F 0007449	49	GUD0034394	69
F 0007448	63	F 0007450	49	GUD0034395	69
F 0007523	13	F 0007451	49	HAN0000150	9
F 0007541	65	F 0007453	49	HAN0000817	19
F 0007552	63	F 0007454	49	HAN0017239	65
F 0007554	63	F 0007559	11,49	HAN0034446	67
F 0007859	53	F 0007585	49	HGR0016785	3
F 0007860	53	F 0007586	49	HNG0000810	61,65
F 0007861	53	F 0007587	49	HNG0034552	67
F 0007868	53	F 0007988	9	HOS0034404	75
F 0007869	53	F 0008011	11	HOS0034405	75
F 0007870	53	F 0008383	7,11	HOS0034415	37
F 0007871	53	FAN0000001	61	HOS0034416	71
F 0007876	53	FD SET1390	84	HOS0034417	71

# PART NUMBER INDEX

PART	PAGES	PART	PAGES	PART	PAGES
HOS0034418	71	KNT0032459	55	PCY0032248	7
HOS0034419	71	KNT0032462	55	PCY0032375	9
HOS0034749	71	KNT0032478	49	PCY0032376	9
HOS0034750	71	KNT0033330	55	PCY0032551	7
HOS0034751	75	KNT0034845	57	PCY0034008	7
HOS0034752	75	KNT0060060	53	PCY0034017	7
HOS0034753	75	KNT006006A	51	PIN0000001	9
HOS0034754	75	KOB0001P2B	77	PIN0000002	3
HOS0034790	71	KRP0020740	47	PIN0001390	9
HOS0034841	71	LAT0000201	23	PIN0030841	29
HRN0034682	79	LAT0000201	65	PIN0031504	31
HRN0034683	79	LAT0034428	3	PIN0031833	3
HRN0034684	79	LEV0025133	49	PIN0032041	47
HRN0034728	79	LEV0032159	39	PIN0033395	25
HRN0034729	79	LEV0032456	55	PIN0033506	13
HRN0034730	79	LEV0032483	49	PIN0033507	13
HRN0034818	79	LEV0033378	63	PIN0034696	21
HRN0034868	79	LEV0034019	7	PLG0030880	29
HSE0001875	37	LEV0034020	7	PLG0031021	29
HSG0032183	13	LID0034553	67	PLG0031022	29
HSN0031353	31	LIN0031077	15,17	PLG0031035	29
HTH0021097	3	LIN0031078	15,17	PLG0031037	29
HTH0028400	3	LIN0033512	17	PLG0031038	17
HUB0000348	9	LIN0033513	17	PLG0031042	17
HUB000BT12	9	LIN0033514	17	PLG0031043	17
HUB0031140	21	LIN0034231	19	PLG0032677	17
HUB0031350	31	LIN0034233	19	PLG0032678	17
HYD1069022	37	LIT0000001	79	PLG0034588	29
HYD3109042	71	LIT0000012	79	PLT0030664	45
HYD3159010	13	LIT1105D19	79	PLT0030665	45
HYD3169020	37	LIT5205D18	79	PLT0031204	29
HYD3169030	11	LIT5805C86	79	PLT0031348	31
HYD5015042	73	LIT7191511	79	PLT0031352	31
HYD5129020	73	LITXVLA124	77	PLT0033259	25
HYD5205060	75	LNK0031503	31	PLT0033418	21
HYD5315033	73	LNK0032663	9	PMP12S8XG2	39,75
HYD5315034	75	LNK0032695	9	PNL0034413	77
HYD5315040	75	LNK0032708	9	PRP0010000	65
HYD5315043	73	LNK0032711	9	PUL0030770	25
HYD5325030	71	LNK0032823	13	REL0041F11	77
HYD5355030	39	LOK0017500	13	REL5058963	77
HYD5375030	75	MLD7500317	61	REMOTE1390	77
HYD5405034	71	MNT0030787	25	RET0031144	21
HYD5405045	37,71	MNT0031918	55	RET0510098	25
HYD5405060	37	MNT0032161	39	RNG0002133	3
HYD5405070	37	MNT0032288	33	RNG0002212	11
HYD5515034	75	MNT0032296	33	RNG0002239	31
HYD5515040	75	MNT0032470	15	RNG0005262	77
HYD5515046	75	MNT0032474	15	RNG0005263	77
HYD5515068	75	MNT0032692	33	RNG0023161	13
HYD5605035	71	MNT0032800	9	RNG5000156	63
HYD5715033	71	MNT0033317	79	RNG5000162	13
HYD5716030	73	MNT0033327	55	RNG5000244	3
HYD5716666	73	MNT0033416	65	RNG5000433	29
HYD5755030	71	MNT0033417	65	RNG5002281	47
HYD5924030	71,75	MNT0033924	15	ROD0030844	29
HYD6806060	75	MNT0034401	39	ROD0032162	39
HYD7230040	75	MNT0034583	33	ROD0032570	57
HYD7231030	73	MNT0034605	61	ROD0034577	63
JCK0178203	3	MNT0034606	61	ROD0034579	63
KNF0030953	29	MNT0034607	61	RS 0006002	53
KNF0030954	29	MNT0034697	23	RS 0006003	53
KNF0031755	17	MNT0034737	43	RS 0006022	53
KNT0024098	55	MNT0034837	79	RS 3451926	53
KNT0032132	55	MNT0034860	49	RS 5187344	53
KNT0032447	51	MNT0034861	35	RS 5227344	53
KNT0032448	51	MNT0050025	61	SCR0020449	41
KNT0032449	57	NMS000TN13	31	SCR0028976	41
KNT0032458	55	NP 0000100	84	SDR0RA9320	37

## PART NUMBER INDEX

PART	PAGES	PART	PAGES	PART	PAGES
SEL0034823	9	STP0034608	61	WAS0034578	63
SEL0045025	21	STR0032015	13	WAS00TW113	31
SELV507949	13	STR0032016	13	WHL0000001	81
SFC0030003	31	STR0032060	7	WHL0401530	9
SFC0034796	63	STR0032170	13	WHL0412530	9
SHD0032702	9	STR0032313	13	YOK0031891	19
SHD0032703	9	STR0032387	7	YOK0031895	19
SHD0033337	55	STR0032388	7	YOK0032485	63
SHD0034277	35	STS0250313	55	YOK0034643	5
SHD0034280	21	SUP0021012	41	ZZ 0000220	63
SHD0034281	35	SUP0031615	15	ZZ 0000411	51
SHD0034289	35	SUP0032163	39	ZZ 0000433	51
SHD0034290	23	SUP0034447	67	ZZ 0000434	49,51
SHD0034301	39	SUP0034681	35	ZZ 0000435	47,51
SHD0034710	65	SUP0034836	35	ZZ 0000452	45
SHD0034802	37	SUP0034853	23	ZZ 0000440	51
SHD0034844	35	SWI00VDD1S	77	ZZ 0000463	31
SHF0030848	29	SWI00VLD1S	77	ZZ 0002003	55
SHF0032184	13	SWI0P79702	77	ZZ 0002006	51
SHF0032317	13	SWI0ZA2BG3	77	ZZ 0000219	9
SHF0032318	13	SWI8UMT12P	55	ZZ 0000429	49
SHF0032455	51	SWI8UMT12P	79	ZZ 0000406	55
SHF0032786	11	SWIZA2BZ10	77		
SHF0034018	7	TEB0002140	77		
SHM0031386	29	TER0563216	61		
SHM0031388	29	TER0563217	61		
SHM0034430	3	TIN0034001	13		
SHR0034609	61	TIN0034907	13		
SHV0030660	45	TIR0004008	9		
SMS0001390	25	TJRO199128	9		
SOK0000007	79	TIR4006020	81		
SOK0012310	79	TIR4060155	81		
SPC0031349	31	TNK0031999	37		
SPC0031714	3	TNK004Z980	37		
SPC0032740	11	TNS0031889	19		
SPC0033423	21	TNS0033586	19		
SPC0034229	9	TNS0033587	19		
SPC0034242	19	TNS0033588	19		
SPC0034397	13	TNS0033601	19		
SPC0034653	61	TNS0033671	11		
SPC0034657	61	TUB0034679	75		
SPC0034714	41	TUB0034757	43		
SPC0034718	33	TUB0034758	43		
SPC0034862	35	TUB0034759	43		
SPG0020662	25	TUB0034833	75		
SPG0023160	51	TUB0034834	71		
SPG0025466	53	TUB0034835	75		
SPG1500800	63	TUB0034839	71		
SPGE758535	47	TUB0034843	75		
SPK0000100	33	TUB0034871	75		
SPK0002416	11	TUB0037500	57		
SPK0002416	33	UBL0034451	67		
SPK0031501	31	VLV0000003	59		
SPK0031502	31	VLV00000415	81		
SPK0033912	11	VLV00000500	71		
SPK0050B24	11	VLV002X611	75		
SPK0050B28	11	VLV3175100	73		
SPK0060B18	11	VLV7114920	73		
SPK0060B24	11	VLVCNCC116	73		
SPK0100E30	13	VLVCNCC132	73		
SPK060SK33	13	VLVCNCC164	73		
SPK60BTB21	11	VLVCP5081B	73		
SPN0030661	45	VLVCP5082B	73		
SPN0034103	9	VLVCP55820	73		
SPN0034224	81	VLVCXCDXCN	73		
SQS3131500	17	VLVCXDAXCN	73		
SQS3752500	17	VLVPVDALEN	73		
STO0034879	5	VLVQCDALAN	73		
STO0034880	5	VLVRVCALAN	73		
STP0034440	67	WAS0015783	11		
STP0034548	67				