



385 HYDRO BALER

380/385 PARTS MANUAL


PB00038X09

Rev: 10/2016

A Product of

Allied Systems
COMPANY

Sherwood, Oregon USA

S/N:	<u>STARTING WITH S/N ASC-0385-097</u> and After ASC-0380-023
	Important: Be certain to specify the serial number of your Baler when ordering parts.

INTRODUCTION

This manual contains all components of the baler that can be separately identified as well as parts necessary for equipment support. You can find the parts page relevant to your project in either the Table of Contents (page x) or in the Parts Index (page 304).

Illustrations

Illustrations are provided whenever possible to represent component parts and the mounting location of those parts. The numbered labels correspond to the item numbers in the parts list.

Parts Lists

Component parts lists are presented in a 5-column format:

Item: Index numbers found in this column correspond to the numbers found on the respective parts location illustration. Some items are shown for reference purposes only to illustrate their relationship to other systems.

Notes: This column identifies footnotes applicable to specified items.

Part Number: This column lists the Allied Systems Company Part Number.

Quantity: This column lists the total number of a specific item required per assembly or subassembly. This number may not necessarily be the number of items used in the end item or system. Only one set of components is listed whenever the components of two assemblies are the same.

“A/R” (as required) identifies bulk items whose length or other dimension must be specified when requisitioning.

“Ref” identifies items shown for reference purposes only to illustrate their relationship to other systems.

“NSS” (not sold separately) identifies items such as valve housings and spools, ring gears and pinions, etc., which must be ordered as a set because they are closely mated at manufacture.

Description: This column lists the item nomenclature along with those modifiers necessary to identify the item. Additionally, cross references for repairable subassemblies are listed in this column. One dot preceding the description indicates that the item is a component part of the previously listed item or assembly with no dot. Two dots indicate that the item is part of the previously listed item with one dot.

Example:

Engine Installation
. Engine Assembly
. . Manifold Assembly
. . Control Box Assembly
. . . Module Assembly

The Engine Assembly is a first level subassembly of the Engine Installation as indicated with one dot. The Manifold Assembly and the Control Box Assembly are second level components of the Engine Assembly as indicated by the two dots. The Module Assembly is a third level component of the Control Box Assembly which is indicated with three dots.

SERIAL NUMBER LOCATION

Each Freeman Baler is identified by means of a baler model number and baler serial number. As a further identification, all power units are provided with a serial number. The serial number is an important piece of information about the machine and it may be necessary to know it before obtaining the correct replacement part. The serial number is located on the top chamber rail on the rear left-hand side, above the tool box. To ensure prompt, efficient service when ordering parts or requesting repairs from your authorized Freeman dealer, record the serial numbers in the spaces provided.

Baler Serial Number _____

Rear, left side of baler on upper frame.

Power Unit Serial Number _____

Deutz Diesel-forward side of engine on block.

P.T.O. 540 and 1000-top of gearbox.

Hydraulic P.T.O.-front of motor mount and pulley adjustment bracket.

NOTE: Reference to left-hand and right-hand used throughout the manual are understood to mean from a position facing in the direction of travel.

**Side Feed Baler Serial Number Format
As Of 2011**

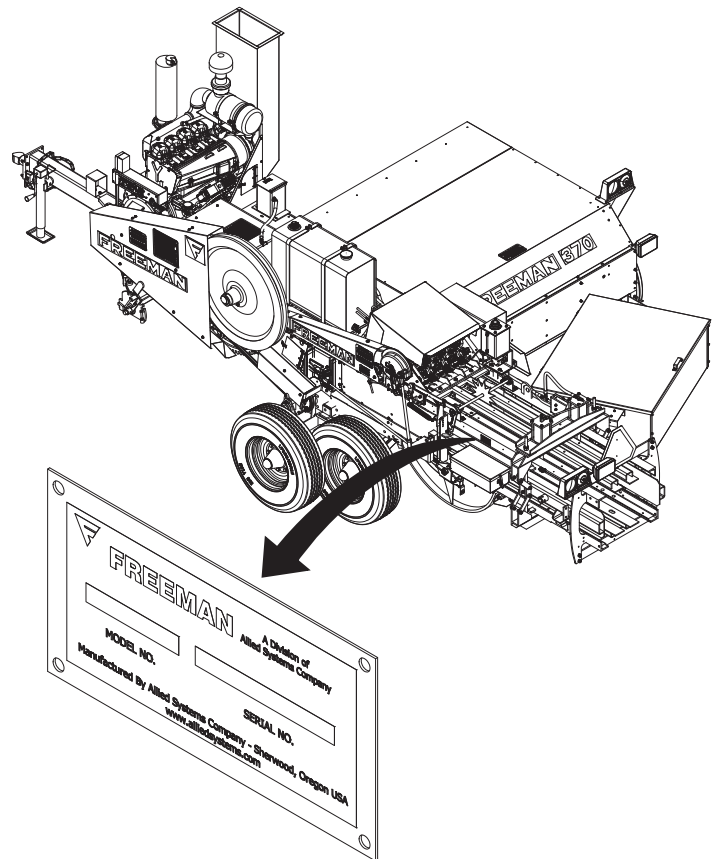
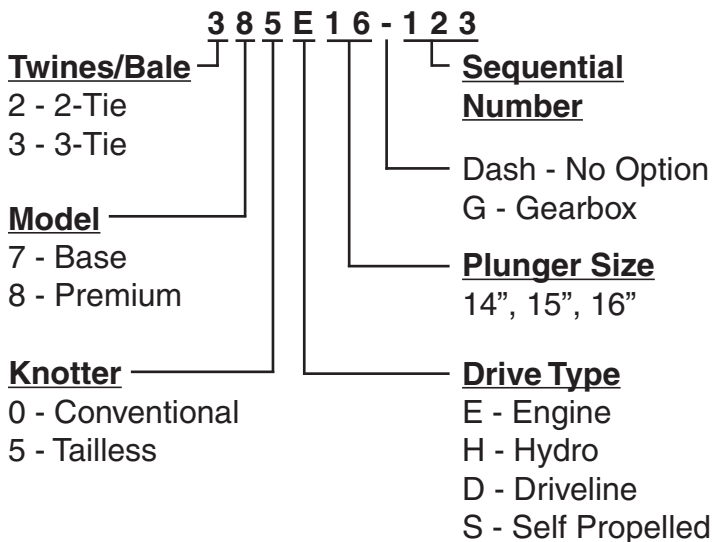


Figure 0-1. Baler Serial Number Location

SAFETY

General

The following pages contain general safety warnings which supplement specific warnings and cautions appearing elsewhere in this manual. All electrical and hydraulic equipment is potentially hazardous. You must thoroughly review and understand this Safety Section before attempting to operate, troubleshoot, maintain or service this baler.

Time, money and effort have been invested in making your Baler a safe product. The dividend from this investment is **YOUR PERSONAL SAFETY**.

However, it must be realized that no power-driven equipment can be any safer than the person behind the controls. If you don't operate and maintain your Freeman Baler safely, our efforts will have been in vain.

The safety instructions and warnings, as documented in this manual and shipped with the machine, provide the most reliable procedures for the safe operation and maintenance of your Baler. It's your responsibility to see that they are carried out.

Allied Systems Company cannot anticipate all worksite conditions, local regulations, etc. It is the responsibility of the end user to be aware of and obey any specific worksite, local, state, or national regulations or procedures that are applicable to operating this baler.

NOTE: All possible safety hazards cannot be anticipated so as to be included in this manual. Therefore, you must always be alert to potential hazards that could endanger personnel and/or damage the equipment.

Intended Use Statement:

This baler is intended to gather and compress loose, fibrous material (i.e., hay) and form it into rectangular bales. Use in any other way is considered to be contrary to the intended use. If you are unsure of the material you intend to bale, consult the factory.

Safety Symbols

The following symbols/terms are used to emphasize safety precautions and notices in this manual:



The "DANGER" symbol indicates a hazardous situation which, if not avoided, will result in death or serious injury. Carefully read the message that follows to prevent serious injury or death.



The "WARNING" symbol indicates a hazardous situation which, if not avoided, could result in death or serious injury. Carefully read the message that follows to prevent serious injury or death.



The "CAUTION" symbol indicates a hazardous situation which, if not avoided, could result in minor or moderate injury, or equipment damage. Carefully read the message that follows to prevent minor or moderate injury.



The "NOTICE" symbol alerts to a situation that is not related to personal injury but may cause equipment damage.

NOTE: ...

The term "NOTE" highlights operating procedures or practices that may improve equipment reliability and/or personnel performance, or to emphasize a concept.

Operation Warnings

WARNING

Warning: Failure to observe the following safety rules may result in extreme personal injury, dismemberment or death. It is the operator's responsibility to understand the proper and safe use of this baler.

- Make sure that you read, understand, and obey all of the safety precautions and operating instructions in this Operator's Manual.
- Keep this Operator's Manual and the Safety Card (Allied form #89-028) with the baler at all times.
- Do not operate the baler unless you are authorized and trained to do so. If it has been some time since you last operated the baler, re-familiarize yourself with the baler before starting, then proceed slowly.
- Do not operate the baler if you are aware of any malfunctions, needed maintenance or repairs.
- Stop the baler immediately if any problems arise.
- Never allow others to ride on the baler.
- Never allow anyone within 10 ft of the baler while the baler is in operation.
- Never operate the baler without all safety shielding in place.
- Keep hands, feet, hair, jewelry and clothing away from moving parts, including but not limited to the pickup, knotter, and PTO shaft.
- Avoid wearing loose clothing which can easily be caught in moving parts.
- Use appropriate signs (i.e., Slow Moving Vehicle sign), signals or warning lights when transporting on highways.



- Always use lights when working at night or in low light conditions.
- Know your job-site rules. Some have site specific directions and procedures. The methods outlined in this manual provide a basis for safe operation of the baler. Because of special conditions, your company's baling procedures may be somewhat different from those shown in this manual.
- Do not start the tractor if the key had been marked with a "DO NOT START" or "RED" tag.
- Never operate any of the tractor's controls from anywhere other than the operator's seat.
- Alert personnel in the area before starting the engine, and make sure everyone is clear. Be sure that all controls are in neutral and the baler is disengaged before starting the engine.
- Each country has its own safety legislation. It is in the operator's own interest to be conversant with these regulations and to comply with them in full. This also applies to local bylaws and regulations in force on a particular worksite.
- Should the recommendations in this manual deviate from those in the user's country, the national regulations should be followed.
- Never attempt to disconnect any of the safety devices built into the baler or tractor.
- Maintain proper clearance from energized equipment, energized power lines or other power sources. High voltage electricity can discharge to ground without direct contact with the baler's or tractor's structure. If the baler or tractor contacts energized equipment, or if electrical energy does discharge through the machine—stay clear, and prevent anyone else from coming in contact with the baler or tractor. If you are on the tractor, stand fast, avoid contact with metal surfaces, and do not permit anyone to come into contact with the tractor or baler. Finally, **Do not jump off.**

Hydraulic Hazards

Be aware of the hazards of pressurized hydraulics:


- Wear personal protective equipment, such as gloves and safety glasses, whenever servicing or checking a hydraulic system.
- Assume that all hydraulic hoses and components are pressurized. Relieve all hydraulic pressure before disconnecting any hydraulic line.
- Never try to stop or check for a hydraulic leak with any part of your body; use a piece of cardboard to check for hydraulic leaks.
- Small hydraulic hose leaks are extremely dangerous, and can inject hydraulic oil under the skin, even through gloves.
- Infection and gangrene are possible when hydraulic oil penetrates the skin. See a doctor immediately to prevent loss of limb or death.



Maintenance Safety

- Perform all routine maintenance outlined in this Operator's Manual in the time intervals indicated.
- Maintenance, lubrication and repair of this machine can be dangerous unless performed properly. In order to ensure safety, each person working on this baler must have the necessary skills, information, tools and equipment, and satisfy himself that his work method is safe, correct, and meets his own company's requirements.
- Do not attempt to make adjustments, or perform repairs unless you are authorized and qualified to do so.
- Never attempt to service energized equipment alone. Someone capable of rendering aid in the event of accidental shock must be present.
- Do not rely on the hydraulic system to support any part of the baler during maintenance or lubrication. Never stand under a baler component that is supported only by the hydraulic system. Ensure components are resting on their mechanical stops or supported with appropriate safety stands during maintenance or lubrication.

- Never attempt servicing while the baler is moving. Shut off the tractor and secure power.
- Shut off tractor and baler engine, engage the parking brake, disengage the baler, and wait for all movement to stop before adjusting, lubricating, cleaning, or servicing the baler.
- Tag the key switch with a "DO NOT START" sign and/or remove the key.
- Always perform all maintenance and lubrication procedures with the baler on level ground, parked in a safe area.
- Block the tires to keep the machine from rolling.
- Any unauthorized modifications made to the baler by the customer or parties other than Allied Systems will relieve Allied Systems Company and your Freeman dealer of any liability for damage or injury.
- Replace any worn parts only with genuine Freeman parts. Call your dealer for assistance.
- Unless specified in service procedures, never attempt maintenance or lubrication procedures while the baler is moving or the engine is running.
- Engine exhaust fumes can cause death. If it is necessary to run the engine in an enclosed space, remove the exhaust fumes from the area with an exhaust pipe extension. Use ventilation fans and open shop doors to provide adequate ventilation.
- DO NOT remove the radiator cap when the engine is hot. The coolant will be under pressure and can flash to steam with explosive force, causing severe burns. To prevent burns, remove the radiator cap only when the engine is cool.
- Batteries contain sulfuric acid which can cause severe burns. Avoid contact with skin, eyes or clothing.



- Batteries produce explosive gases. Keep sparks, flame and cigarettes away. Ventilate when charging or servicing in an enclosed space. Always shield your eyes when working near batteries. When removing battery cables, disconnect the negative (-) cable first. When installing a battery, always connect the positive (+) cable first. This procedure will help to prevent a spark which could cause an explosion.
- Before making adjustments to the engine or chassis electrical system, disconnect the battery. An electrical spark could cause a fire, explosion or severe burns.



Safety Equipment

- Ensure test equipment is in good condition.
- If an instrument must be held while taking measurements, ground the case of the instrument before energizing equipment.
- Do not touch live equipment or personnel working on live equipment while holding a multimeter. Some types of measuring devices should not be grounded—do not hold such devices while taking measurements.
- Prevent personal injury or equipment damage by using a lifting device with a lifting capacity greater than twice the weight of any equipment to be lifted.
- Always use personal protective equipment (PPE) appropriate to the situation. This may include the use of hearing protection, eye protection, a respirator, a hard hat, leather gloves, steel toed boots, etc.



Electrical Hazards

- An electric shock could be fatal. Ensure power to the baler is “OFF” before opening electrical panels.
- All electrical cables and connectors must be in good condition (free of corrosion, damage, etc). Use caution in wet weather to avoid danger from electrical shock. Never attempt electrical testing or repair while standing in water.
- Do not wear electrically conductive jewelry, clothing, or other items while working on the electrical system.



Hot Oil Hazards

- Burns from hot oil can be severe—Always allow lubricating and hydraulic oil to cool before draining.

Compressed Air Hazards

- When using compressed air to dry parts, pressure should not exceed 30 psi (200 kPa).
- Air pressure penetrating your skin can be fatal. Never direct compressed air at anyone.

Fire Safety



WARNING

WARNING: Diesel fuel and hydraulic oil are flammable. Never smoke while handling fuel or working on the fuel system. The fumes in an empty fuel container are explosive. Never cut or weld on or near fuel lines, tanks, or containers. Keep open flames and sparks away from the machine.

Reduce the Risk of Fire

- Keep the baler free of oil, grease, hay, and trash accumulations. Regular cleaning is recommended for fire prevention and general safety. Use an approved solvent to clean machine parts. Never use gasoline or diesel fuel.
- Shut off the engine and electrical equipment while filling the fuel tank. Use extra caution when fueling a hot engine. Always ground the fuel nozzle against the filler neck to avoid sparks.
- Never overfill the fuel or hydraulic tanks. Any overflow could cause a fire. Immediately repair any hydraulic or fuel leaks and clean up any spills.
- Handle all solvents and dry chemicals according to procedures identified on manufacturer's containers. Work in a well-ventilated area. Make sure you know where fire extinguishers are kept and how to use them.
- Avoid spilling fuel or other hazardous liquids. If a spill occurs, follow local or state regulations for clean-up. Contact your state's OSHA office for details.
- Always ensure that excess grease and oil accumulation, including spillage, is cleaned up immediately.
- Inspect the baler daily for potential fire hazards and make any necessary repairs immediately.
- Check all the electrical wiring and connections for defects, and repair or replace as necessary. Keep battery terminals clean and tight.
- Never perform welding operations until the entire machine has undergone a thorough cleaning. In addition, cover rubber hoses, disconnect the battery, and have at least a fire extinguisher at hand.



- Hydraulic fluid is flammable. Do not weld on or near pipes, tubes, or hoses that are filled with fluid. Do not smoke when checking or filling the tank. Keep open flames and sparks away from the baler.
- Hay dust is combustible. Do not have an open flame or weld in dusty environments.
- Maintain the engine cooling system to avoid overheating.
- Remember, there is always a risk of fire.

Fire Fighting Equipment

- It is recommended to carry an "ABC" fire extinguisher on the baler or in the pull vehicle at all times. Install it within easy reach of the operator in a position that protects it from damage. Use only a "quick release" type of mount. It is also recommended to carry a four gallon water container with a pump, or as required by local and state law.
- Keep your fire extinguisher(s) fully charged and in good working order. Know how to use them.
- Read and understand the instructions printed on the canisters and learn how to operate them. Learn how to remove the canisters from their mounting brackets in the shortest amount of time.
- Service the extinguisher according to the manufacturer's specifications. Service after every use, no matter how short a time.

Fire Suppression

- Do not panic. At the first sign of trouble (burning smell, smoke, visible flame, etc), stop the tractor and turn off the engine in the clearest area available, with the tractor upwind from the baler if possible.
- If the fire cannot be extinguished safely, immediately evacuate the area. DO NOT attempt to extinguish it. DO NOT risk personal injury. Contact your local fire department.
- If you have determined that the fire may be safely extinguished, use the fire extinguisher according to the manufacturer's instructions, or use the water pump, aiming water at the base of the fire.
- When the baler has fully cooled, thoroughly inspect, and make all necessary repairs to return the baler to normal operation.
- Recharge or replace the extinguishers before returning to work.

TABLE OF CONTENTS

AIR CLEANER ASSEMBLY	30
AXLE INSTALLATION, 3-TIE	262
BALE CHUTE INSTALLATION	240
BALER FRAME	264
BALE SCALE ASSEMBLY	302
BALE SCALE INSTALLATION.....	300
BALE WEIGHT INDICATOR ASSEMBLY	244
BALE WEIGHT INDICATOR INSTALLATION.....	242
BALE WEIGHT INDICATOR SHEAVE ASSEMBLY.....	246
BULLGEAR LUBER MANIFOLD ASSEMBLY (ENGINE BALER)	76
BULLGEAR LUBER MANIFOLD ASSEMBLY (HYDRO BALER).....	60
BULLGEAR LUBER TANK INSTALLATION.....	78
BULLGEAR/PLUNGER INSTALLATION	96
BULLGEAR SHIELD INSTALLATION (ENGINE BALER).....	72
BULLGEAR SHIELD/OIL COOLER SHROUD ASSEMBLY (HYDRO BALER)	58
BULLGEAR SHIELD WITH LUBER ASSEMBLY (ENGINE BALER).....	74
BULLGEAR TANK AND PUMP ASSEMBLY	80
CHAMBER LINERS 16"	110
CHAMBER LINERS 16" TO 14"	118
CHAMBER LINERS 16" TO 15"	114
CHAMBER TOP PLATE, BOLT ON INSTALLATION (380)	126
CHAMBER TOP PLATE, BOLT ON INSTALLATION (385)	128
CHAMBER WEDGE INSTALLATION.....	124
CLUTCH / POWER TAKE-OFF	44
CONNECTING ROD ASSEMBLY.....	106
CONTROL BOX (ENGINE BALER)	32
DRAW BAR ASSEMBLY (ENGINE BALER).....	2
DRAW BAR ASSEMBLY (HYDRO BALER)	6
DRAWBAR CYLINDER INSTALLATION (HYDRO BALER).....	8
ELECTRICAL INSTALLATION (ENGINE BALER)	284
ELECTRICAL INSTALLATION (HYDRO BALER)	288
ENGINE AIR COOLING SNORKEL	38
ENGINE COMPLETE.....	22
ENGINE INSTALLATION.....	20
EXTRA ITEMS	298
FEED ARM/CONNECTING ARM SHIELDING (16"/15" KITTED)	134
FEED ARM CONNECTING ROD ASSEMBLY	138
FEED ARM DRIVE INSTALLATION	136
FEED ARM PIVOT SHAFT ASSEMBLY.....	140
FEEDER HOUSE ASSEMBLY.....	150
FEEDER HOUSE SHIELDS.....	152
FEED FORK ASSEMBLY	144
FLYWHEEL BELT SHIELD (ENGINE BALER)	90
FLYWHEEL BELT SHIELD (HYDRO BALER).....	94
FLYWHEEL BELT SHIELD INSTALLATION (ENGINE BALER)	88
FLYWHEEL BELT SHIELD INSTALLATION (HYDRO BALER).....	92
FLYWHEEL INSTALLATION	86
FRONT END ASSEMBLY	14

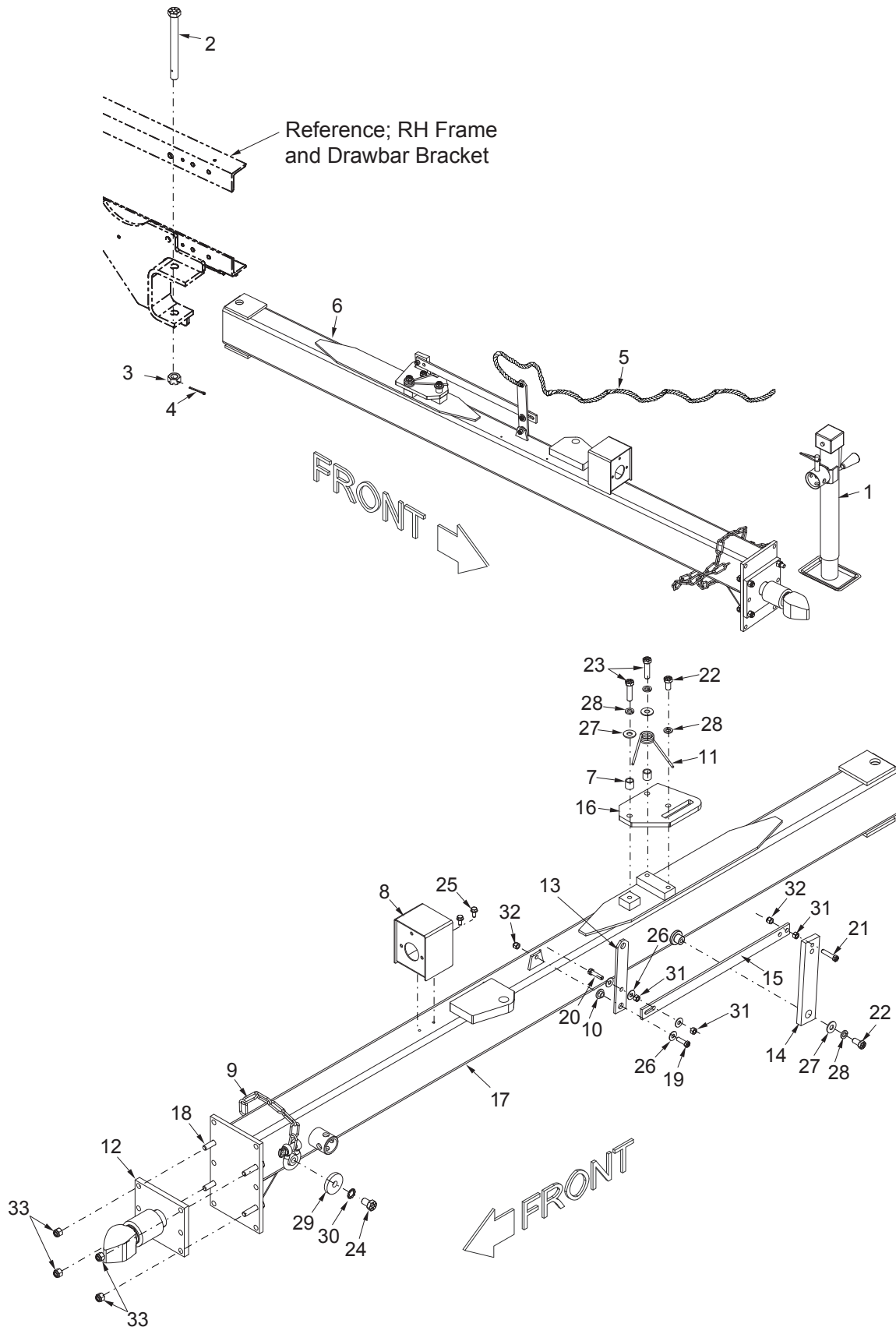
ALPHABETICAL INDEX

FRONT END INSTALLATION.....	10
FUEL TANK	18
FUEL TANK INSTALLATION.....	16
HAY DOGS 380.....	130
HAY DOGS 385.....	132
HAY SAVER WHEEL ASSEMBLY AND MOUNTS.....	172
HOSE DIAGRAM (380/385).....	296
HYDRAULIC MANIFOLD ASSEMBLY	28
HYDRAULIC PTO PUMP, MOTOR AND HOSES	46
HYDRAULIC PTO TANK	50
IN CAB MONITOR (ICM).....	294
INTRODUCTION.....	I
IQAN RELAY BOX ASSEMBLY (ENGINE BALER).....	54
IQAN RELAY BOX (HYDRO BALER).....	56
KNOTTER (380).....	188
KNOTTER, 255675 (385) RASSPE (FIRST USED ON S/N 385H16-106).....	214
KNOTTER, 902221 (385) (LAST USED ON ASC-0385-105).....	204
KNOTTER ASSEMBLY (380)	184
KNOTTER ASSEMBLY (385) (FIRST USED ON 385H16-106)	208
KNOTTER ASSEMBLY (385) (LAST USED ON ASC-0385-105)	200
KNOTTER CLUTCH	218
KNOTTER/DRIVE ARM SHIELD INSTALLATION	192
KNOTTER DRIVE INSTALLATION	220
KNOTTER DRIVE SHIELDS.....	222
KNOTTER FAN ASSEMBLY	226
KNOTTER FAN INSTALLATION	224
KNOTTER INSTALLATION (380).....	174
KNOTTER INSTALLATION (385).....	194
KNOTTER LUBE TANK.....	178
KNOTTER PROXIMITY SWITCH	292
KNOTTER SHAFT KIT (380).....	190
KNOTTER TRIP MOUNT ASSEMBLY (380).....	182
KNOTTER TRIP MOUNT ASSEMBLY (385).....	198
LIGHT ASSEMBLY - WORK - LH FRONT HYDRO & ENGINE.....	282
LIGHT ASSEMBLY - WORK - RH HYDRO & ENGINE.....	280
LIGHTS ASSEMBLY - LEFT HAND	278
LIGHTS ASSEMBLY - RIGHT HAND	276
LIGHTS HARNESS ENGINE BALERS	270
LIGHTS HARNESS HYDRO BALERS.....	274
LIGHTS INSTALLATION ENGINE BALERS.....	268
LIGHTS INSTALLATION HYDRO BALERS.....	272
METER WHEEL ASSEMBLY.....	180
MODULE ASSEMBLY, AUTO SHUTDOWN.....	36
NEEDLES AND YOKE INSTALLATION (380)	228

ALPHABETICAL INDEX

NEEDLES AND YOKE INSTALLATION (385)	230
PARTS INDEX.....	304
PICKUP ASSEMBLY.....	164
PICKUP AUGER CHAIN SHIELDING	168
PICKUP DRIVE CHAIN ASSEMBLY	170
PICKUP LIFT AND MOUNTING ASSEMBLIES.....	160
PICKUP LIFT INSTALLATION (ENGINE)	156
PICKUP LIFT INSTALLATION (HYDRO)	158
PICK-UP LIFT SPRING ASSEMBLY	162
PINION SHAFT ASSEMBLY.....	84
PINION SHAFT INSTALLATION	82
PLUNGER ASSEMBLY	102
PLUNGER DOG STOP PIN ASSEMBLY.....	108
SAFETY	III
SERIAL NUMBER LOCATION	II
SIDE PLATE RH AND LH WITH BEARINGS AND SHAFT	100
SIDE SUPPORT BRACKET ASSEMBLY.....	42
SNORKEL ASSEMBLY.....	40
SPINDLES, TIRES AND WHEELS	248
SWING DRAWBAR CYLINDER INSTALLATION (ENGINE BALER).....	4
TENSION CONTROL KIT INSTALLATION	68
TENSIONING AND REAR MOUNTS.....	62
TENSIONING CONTROL TANK ASSEMBLY	70
TENSIONING HOSE INSTALLATION	66
TOOL BOX.....	266
TWINE BOX 12 COMPARTMENT	234
TWINE BOX 12 COMPARTMENT INSTALLATION	232
TWINE TENSIONER ASSEMBLY	238
TWINE TENSIONER FRAME SUB ASSEMBLY	236
WHEEL ASSEMBLY, FOP0000103, RH SINGLE FLOATATION	249
WHEEL ASSEMBLY, FOP0000114, LH TANDEM FLOTATION	250
WHEEL ASSEMBLY, FOP0000162, PICKUP DEPTH WHEEL	260
WHEEL ASSEMBLY, FOP0000222, RH TANDEM FLOATATION	251
WHEEL ASSEMBLY, FOP0000248, LH TANDEM HIGHWAY	252
WHEEL ASSEMBLY, FOP0000249, RH SINGLE HIGHWAY.....	253
WHEEL ASSEMBLY, FOP0000257, LH SINGLE FLOTATION.....	254
WHEEL ASSEMBLY, FOP0000259, RH WALKING BEAM	255
WHEEL ASSEMBLY, FOP0000259, RH WALKING BEAM	256
WHEEL ASSEMBLY, FOP0000262, LH TANDEM HIGHWAY (HYDRO PTO).....	257
WHEEL ASSEMBLY, FOP0905142, RH SINGLE FLOTATION	258
WHEEL ASSEMBLY, FOP0905262, LH SINGLE FLOTATION (HYDRO)	259
WIRE HARNESS ICM-XA2 MODULE	286
WIRE HARNESS IQAN (HYDRO).....	290

DRAW BAR ASSEMBLY (ENGINE BALER)



DRAW BAR ASSEMBLY (ENGINE BALER)

REF NO.	PART NO.	DESCRIPTION	QTY. USED
	903507	DRAWBAR INSTALLATION	
1	JCK0178203	. JACK, 5000LB, SIDEWIND	1
	PIN0018402	.. LOCK PIN ASSEMBLY	1
2	PIN0018909	. PIN, PIVOT TONGUE	1
3	NSL0001000	. NUT, CASTLE	1
4	212255	. PIN, COTTER	1
5	ROP0000012	. CORD, #12 PREMIUM SASH	1
6	903505	. DRAWBAR SUBASSY,ENG;	1
7	BSH0011985	.. BUSHING	2
8	BKT037159B	.. BRACKET, LIGHT HARNESS PLUG	1
9	CHN0000370	.. CHAIN, SAFETY	1
10	F000000440	.. FERRULE	1
11	F000001891	.. TORSION LATCH SPRING	1
12	HTH0021097	.. BALL HITCH	1
13	LEV0013885	.. BAR, LEVER	1
14	LTH0011229	.. BAR, LATCH	1
15	LTH0011231	.. BAR, LINK	1
16	PLT0011228	.. PLATE , LATCH	1
17	903506	.. DRAWBAR	1
18	221574W	.. CAPSCREW	4
19	221499W	.. CAPSCREW	1
20	Y17C-0624	.. CAPSCREW	1
21	R13801813	.. CAPSCREW	1
22	221560W	.. CAPSCREW	2
23	R13811077	.. CAPSCREW	2
24	Y18C-1016	.. CAPSCREW	1
25	SMS0000177	.. BOLT, WHIZ	2
26	223427	.. WASHER	4
27	239519	.. WASHER	3
28	234665	.. WASHER	4
29	WAS037158A	.. WASHER	1
30	WES0006250	.. WASHER, STAR	1
31	221707W	.. NUT	3
32	224118	.. NUT	2
33	237567	.. NUT	4

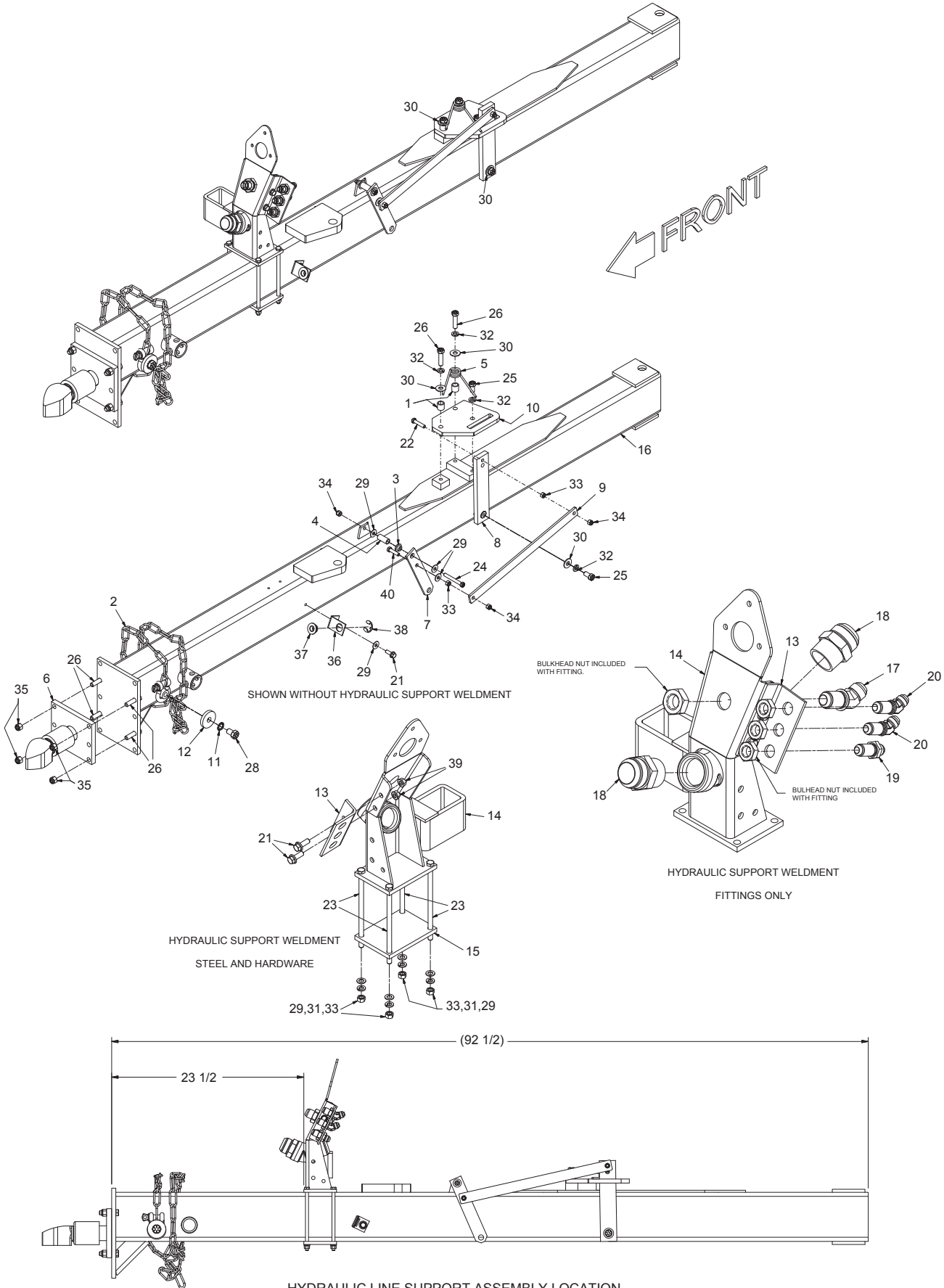
SWING DRAWBAR CYLINDER INSTALLATION (ENGINE BALER)

DRAWING NOT AVAILABLE AT THIS TIME

SWING DRAWBAR CYLINDER INSTALLATION (ENGINE BALER)

REF NO.	PART NO.	DESCRIPTION	QTY. USED
	902821	SWING DRAWBAR INSTALLATION	
1	CYL0009014	. CYLINDER, HYD. SWINGBAR	1
2	R12565833	. HOSE ASSEMBLY	2
3	F000006511	. HAIR PIN	4
4	23945	. FITTING	2
5	15137W	. WASHER	4

DRAW BAR ASSEMBLY (HYDRO BALER)



DRAW BAR ASSEMBLY (HYDRO BALER)

REF NO.	PART NO.	DESCRIPTION	QTY. USED
	903540	DRAWBAR ASSEMBLY	
1	BSH0011985	. BUSH	2
2	CHN0000370	. CHAIN, SAFETY	1
3	F000000440	. FERRULE	1
4	F000000993	. PIPE	1
5	F000001891	. TORSION LATCH SPRING F/370	1
6	HTH0021097	. BALL HITCH WELDMENT	1
7	LEV0013885	. BAR, LEVER	1
8	LTH0011229	. BAR, LATCH	1
9	904696	. BAR, LINK	1
10	PLT0011228	. PLATE, LATCH	1
11	WES0006250	. 5/8" EXT. STAR WASHER-PLATED	1
12	WAS037158A	. WASHER	1
13	901736	. PLATE, MOUNTING	1
14	901758	. SUPPORT, HYDRAULIC LINE	1
15	901760	. PLATE, MOUNTING	1
16	903506	. DRAWBAR WELDMENT	1
17	17707	. FITTING, FF	1
	HYD5924060	. . NUT, BULKHEAD	1
18	209763	. FITTING	2
19	215203	. FITTING	1
	HYD5924040	. . NUT, BULKHEAD	1
20	059-0042	. FITTING, FF	2
	HYD5924040	. . NUT, BULKHEAD	2
21	174413W	. CAPSCREW	2
22	R13801813	. CAPSCREW	1
23	234697	. CAPSCREW	4
24	R13811043	. CAPSCREW	1
25	221560W	. CAPSCREW	2
26	R13811077	. CAPSCREW	6
28	Y18C-1016	. CAPSCREW	1
29	R138111	. FLAT WASHER	11
30	239519	. FLAT WASHER	3
31	234135	. LOCKWASHER	5
32	234665	. LOCKWASHER	4
33	221707W	. HEX NUT	10
34	R13811191	. NUT, ESNA	1
35	223587	. NUT, ESNA	4
36	F000007973	. GUIDE BUSHING	1
37	F000000856	. TWINE AND WIRE GUIDE BUSHING	1
38	F000000857	. SNAP RING F/TWN GUIDE BUSHING	1
39	09411507	. NUT, SERRATE	2
40	Y17C-0624	. CAPSCREW	1

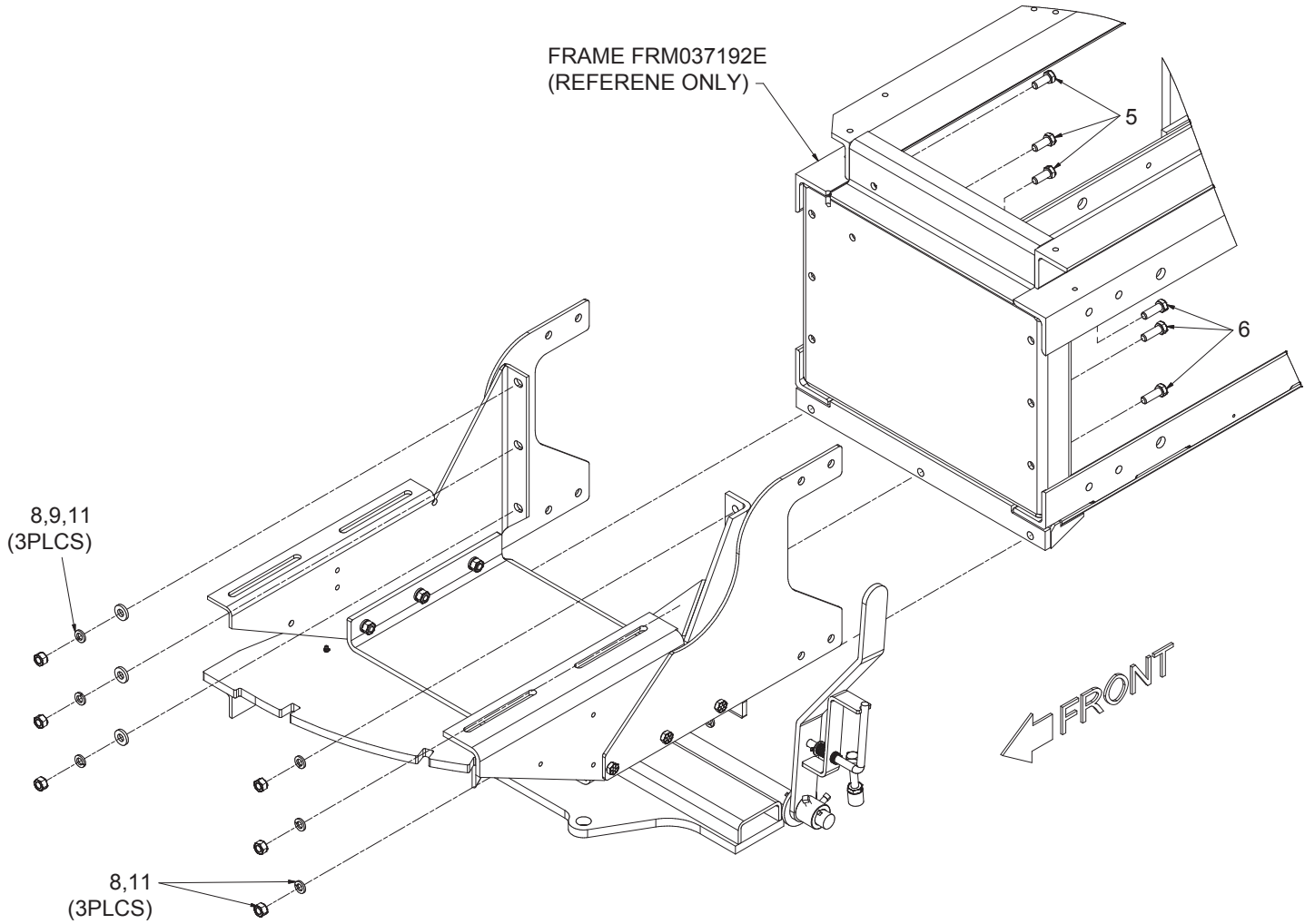
DRAWBAR CYLINDER INSTALLATION (HYDRO BALER)

DRAWING NOT AVAILABLE AT THIS TIME

DRAWBAR CYLINDER INSTALLATION (HYDRO BALER)

REF NO.	PART NO.	DESCRIPTION	QTY. USED
	902821	DRAWBAR CYLINDER INSTALLATION	
1	CYL0009014	. CYLINDER- HYDRAULIC SWINGBAR	1
2	F000006498	.. PIVOT PIN	2
3	F000006500	.. HAIR PIN	2
4	R12565833	. HOSE ASSEMBLY	2
5	23945	. FITTING	2
6	15137W	. WASHER	4

FRONT END INSTALLATION (1 OF 3)



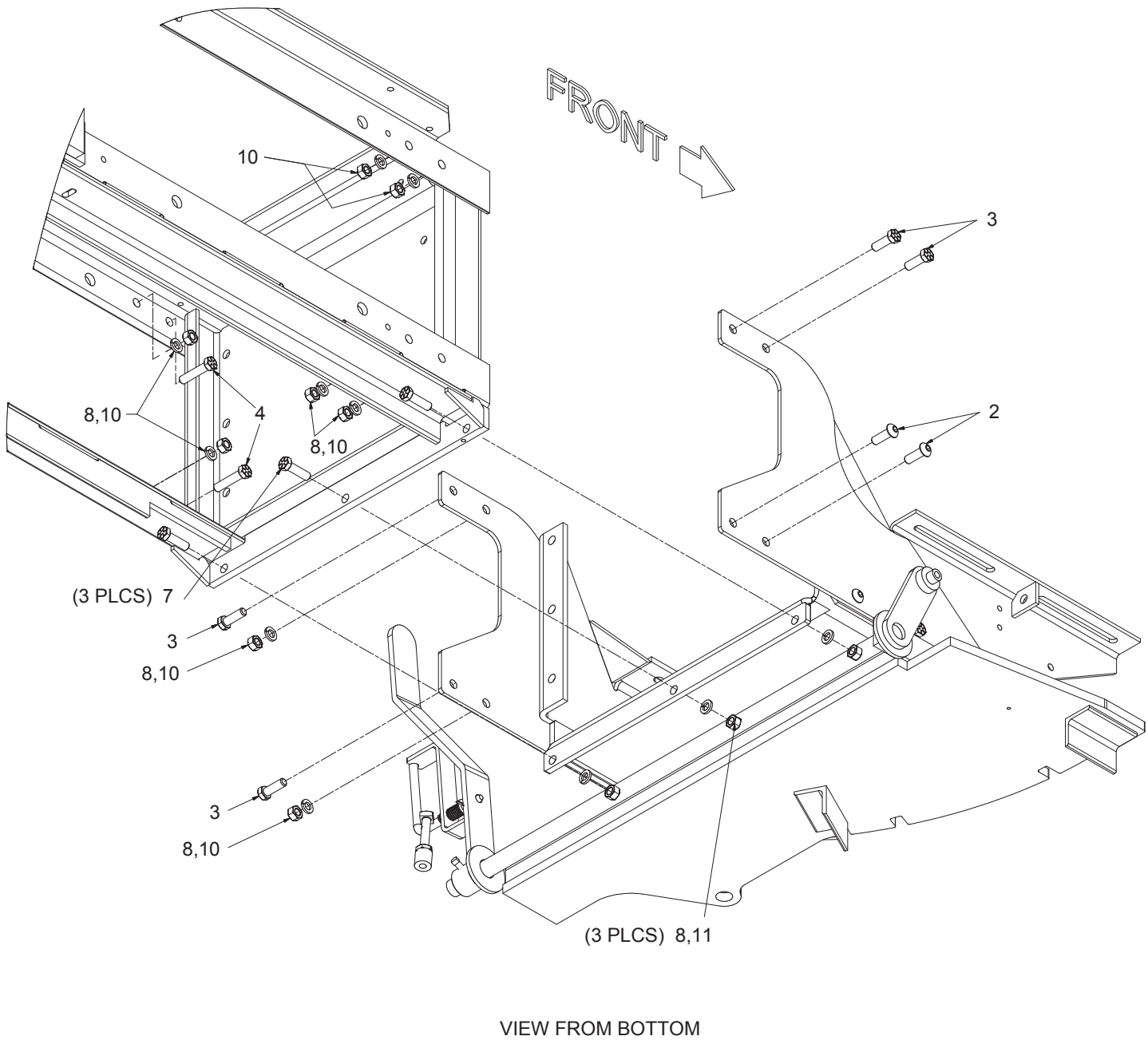
FRONT END INSTALLATION

(2 OF 3)

REF NO.	PART NO.	DESCRIPTION	QTY. USED
1 *	903512	FRONT END ASSEMBLY	1
2	Y25G-0824	CAPSCREW	2
3	200454W	CAPSCREW	4
4	221574W	CAPSCREW	2
5	Y18C-0820	CAPSCREW	3
6	234176	CAPSCREW	3
7	R13806345	CAPSCREW	3
8	R13812516	LOCKWASHER	17
9	221771W	WASHER	3
10	221711W	NUT	8
11	221712W	NUT	9

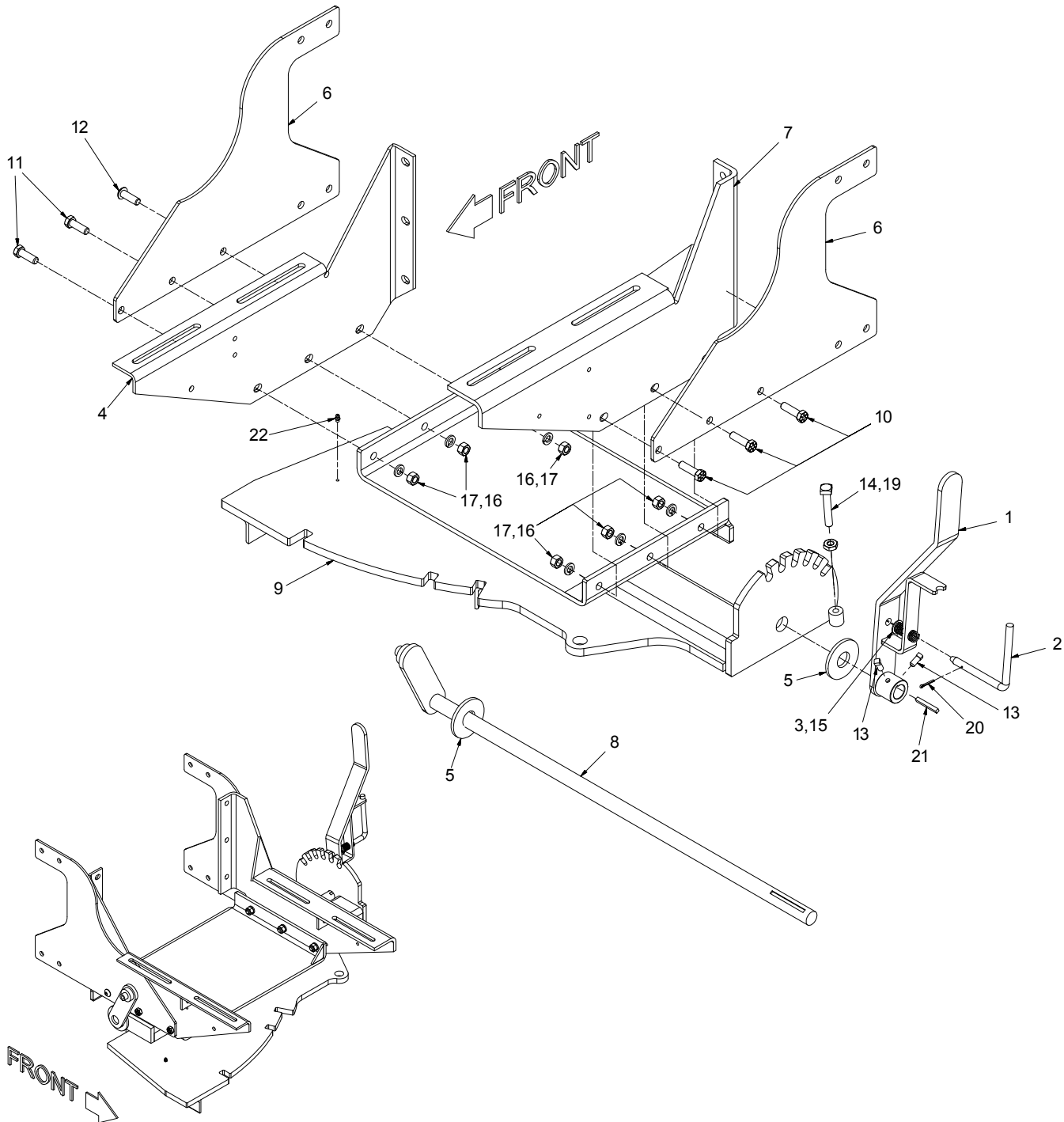
* SEE PAGE 14

FRONT END INSTALLATION (3 OF 3)



INTENTIONALLY LEFT BLANK

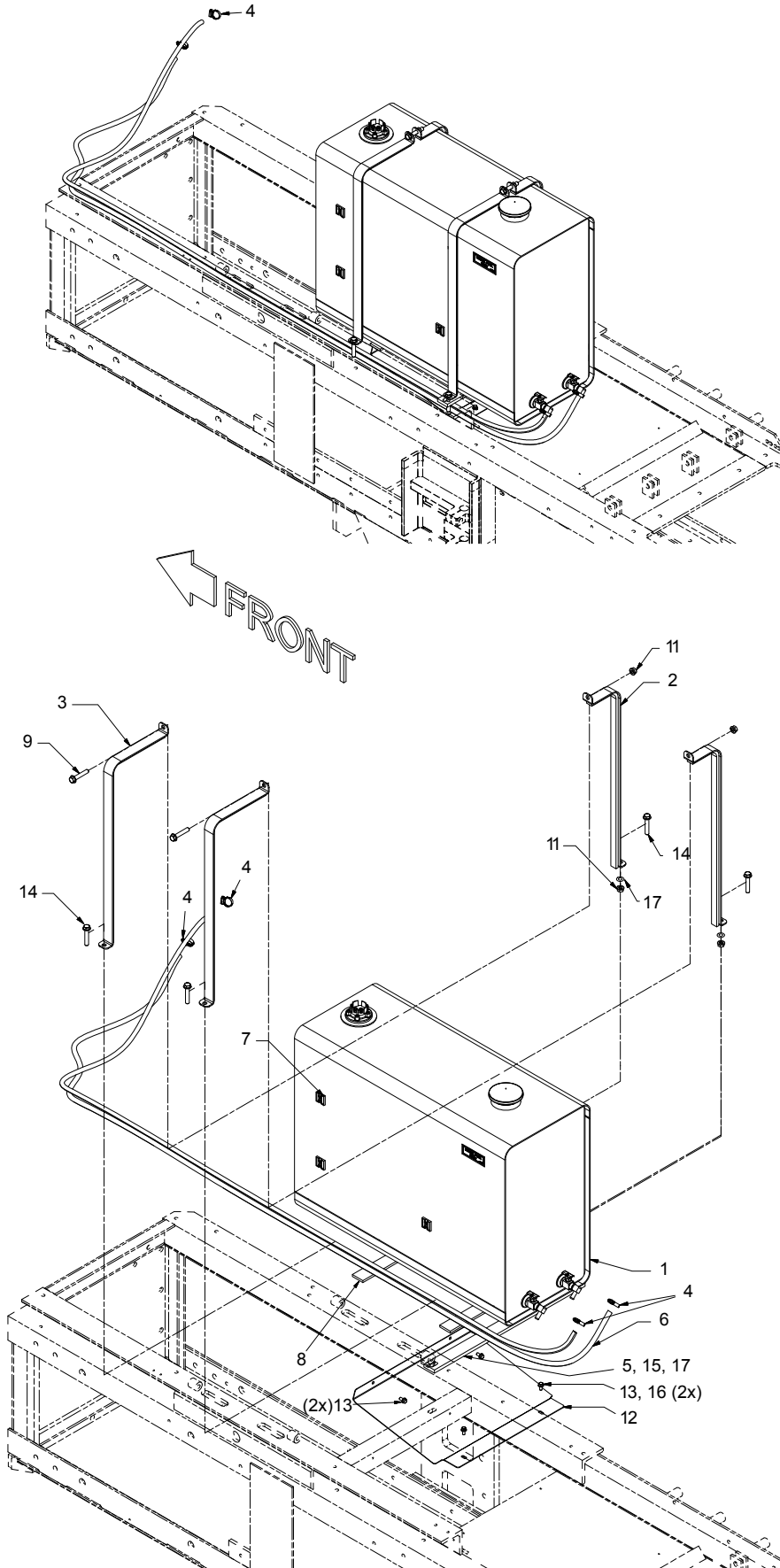
FRONT END ASSEMBLY



FRONT END ASSEMBLY

REF NO.	PART NO.	DESCRIPTION	QTY. USED
1	F000007539	LEVER	1
2	F000007540	PIN, ADJUSTING	1
3	F000007541	SPRING, COMPRESSION	1
4	F000007799	MOUNTING, RH	1
5	F000008247	WASHER	2
6	GUS0024467	PLATE, SUPPORT GUSSET	2
7	MNT0023153	ENGINE MNT, LH	1
8	PLF0026952	LEVER	1
9	903511	BASE, HITCH	1
10	221569W	CAPSCREW	3
11	234176	CAPSCREW	2
12	Y25G-0824	CAPSCREW	1
13	SQS3751250	SET SCREW	2
14	SQS5003000	SET SCREW	1
15	223634	WASHER	1
16	R13812516	WASHER	6
17	221711W	NUT	6
19	234218	NUT	1
20	00103385	COTTER PIN	1
21	48688	KEY	1
22	11079	FITTING, LUBE	1

FUEL TANK INSTALLATION

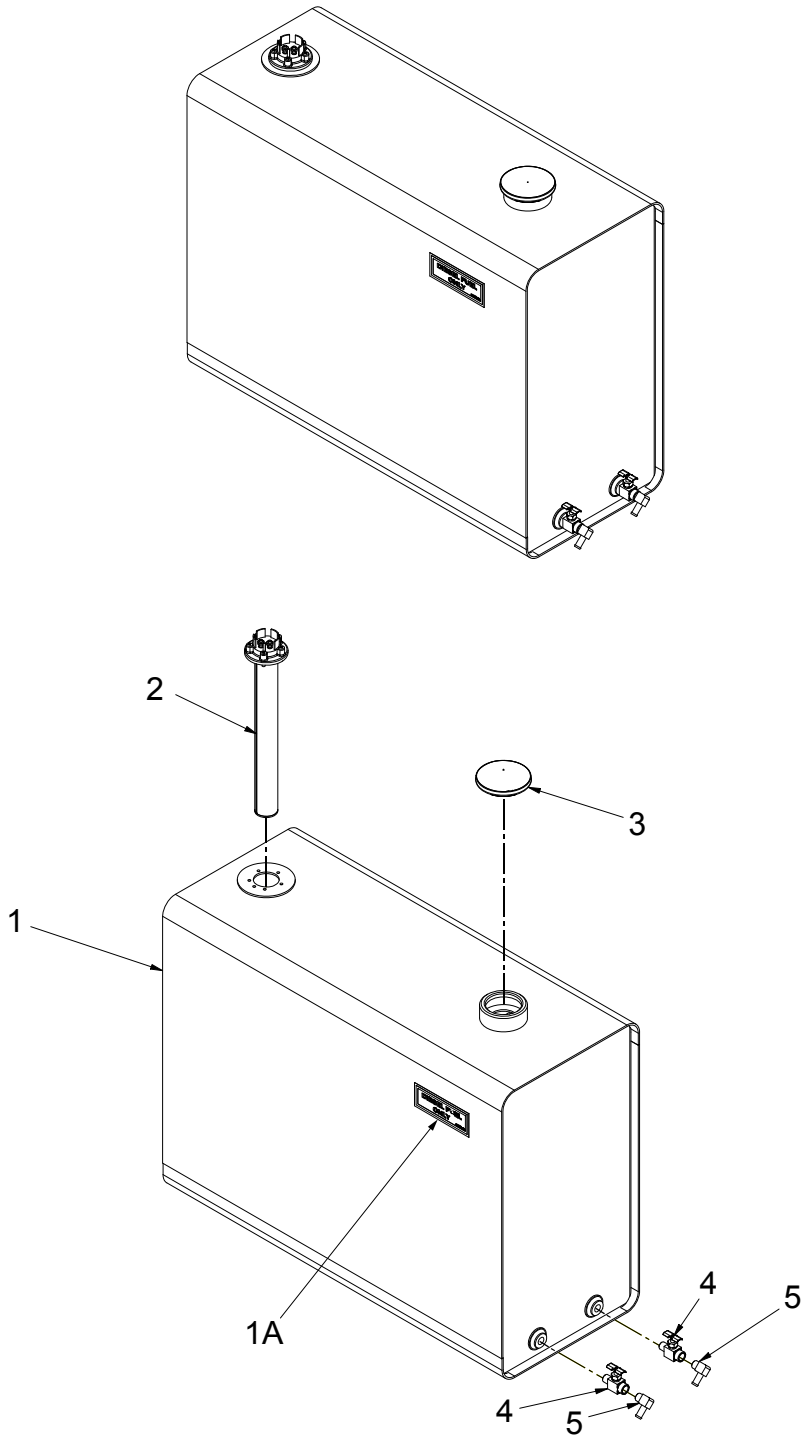


FUEL TANK INSTALLATION

REF NO.	PART NO.	DESCRIPTION	QTY. USED
	902156	TANK INSTALLATION, FUEL	
1 *	902155	. TANK SUBASSEMBLY, FUEL	1
2	902918	. STRAP SUB ASSEMBLY, LH	2
3	902919	. STRAP SUB ASSEMBLY, RH	2
4	FT00000252	. HOSE CLAMP	4
5	MNT0032033	. BAR, MOUNTING	1
6	902165	. HOSE, FUEL	2
7	220949	. MOUNT, ADHESIVE BACK	3
8	WEA0005650	. WEATHERSTRIP	2'
9	196898W	. SCREW, SER FLG	2
11	09411507	. NUT, SERRATED	4
12	903113	. PLATE, SHIELD	1
13	SMS0000173	. BOLT, WHIZ	4
14	398599W	. SCREW, FLG	4
15	174413W	. SCREW, SER FLG	1
16	R13802619	. FLAT WASHER	2
17	221767W	. WASHER	3

* SEE PAGE 18

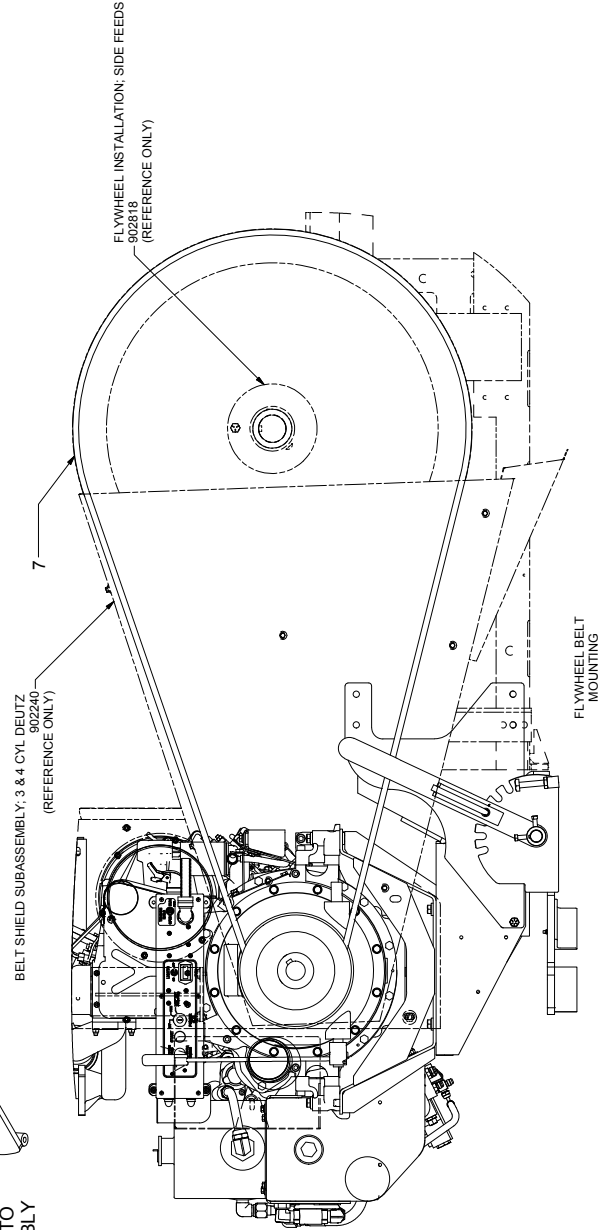
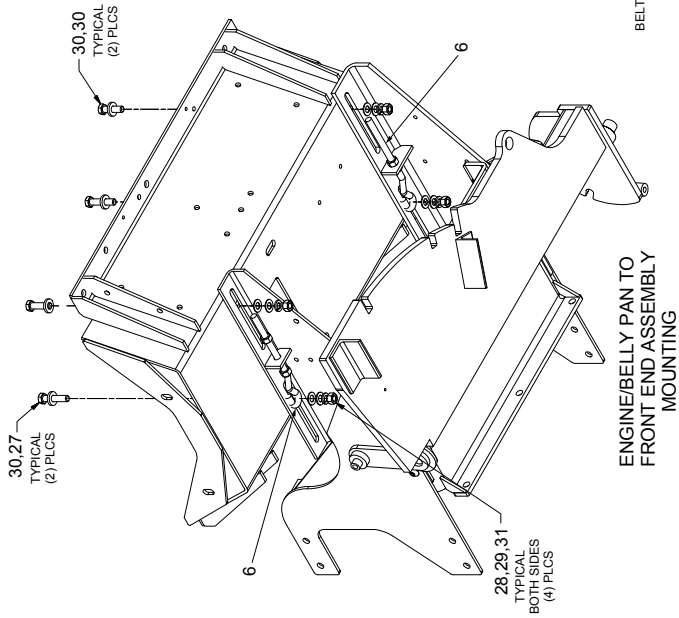
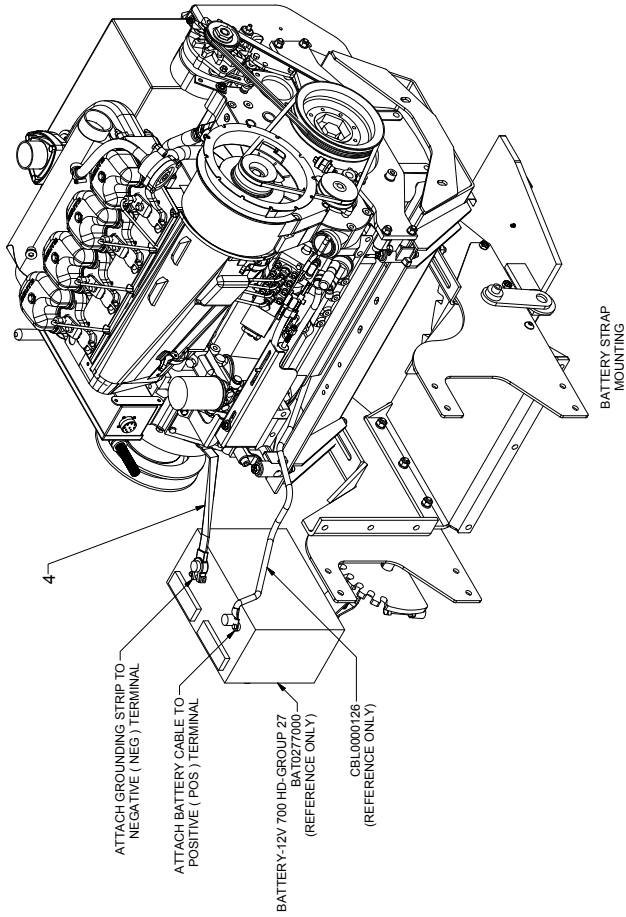
FUEL TANK



FUEL TANK

REF NO.	PART NO.	DESCRIPTION	QTY. USED
	902155	TANK SUB ASSEMBLY, FUEL	
1 *	903326	. TANK, FUEL 30 GALLON W/ DECAL	1
1A	FD00000035	.. DECAL, DIESEL FUEL ONLY	1
2	SDR0RA9320	. SENDER, FLUID LEVEL	1
3	F000001689	. CAP, FUEL TANK	1
4	F000008189	. VALVE, SHUT-OFF	2
5	HYD0001571	. FITTING	2
	* 903475	TANK 20 GALLON (OPTION)	

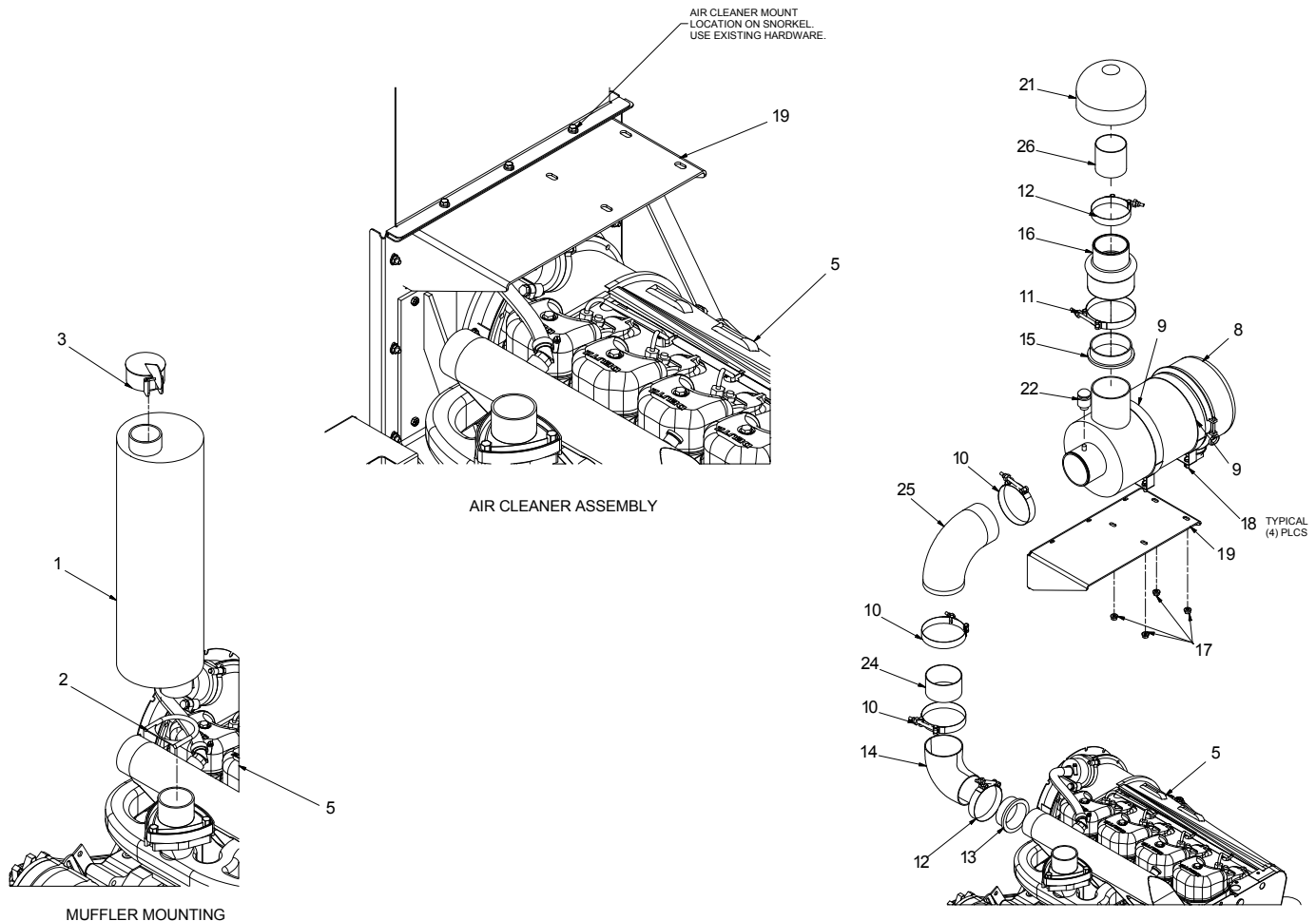
ENGINE INSTALLATION



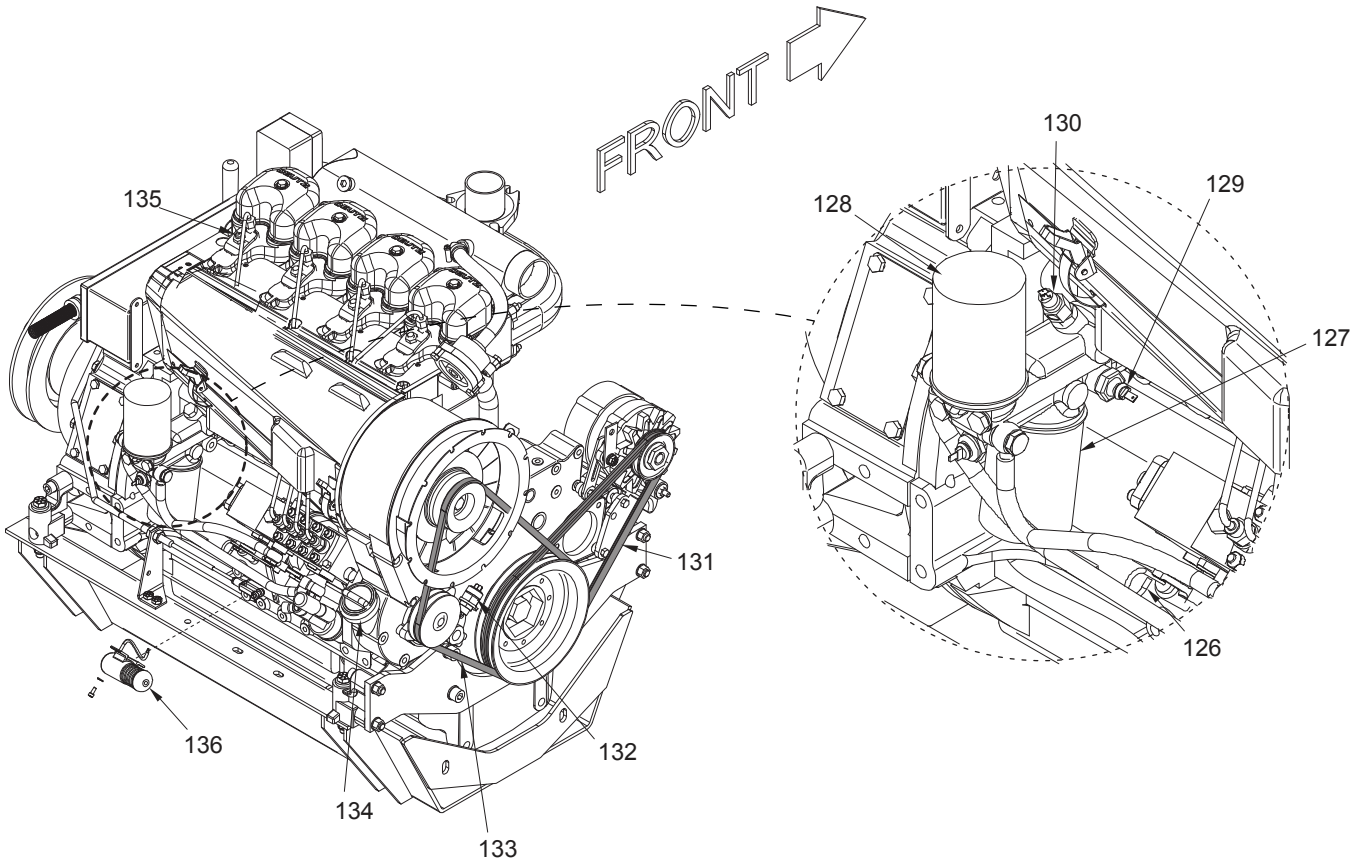
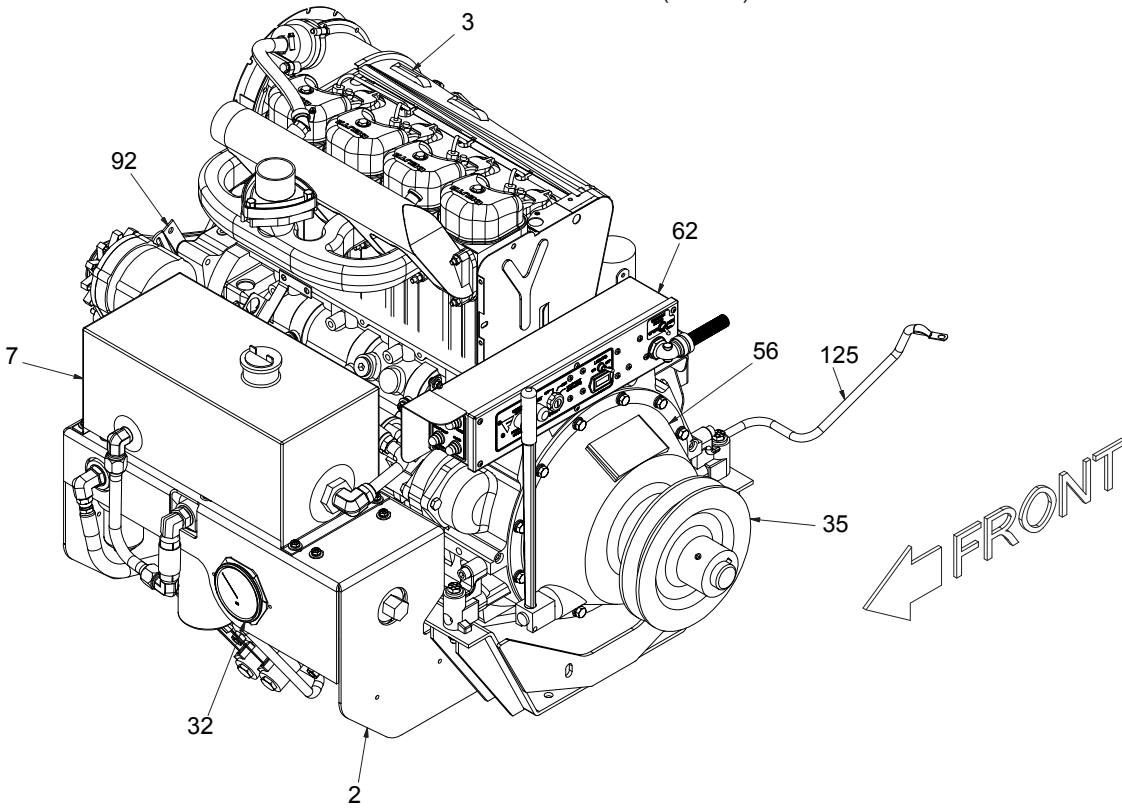
ENGINE INSTALLATION

REF NO.	PART NO.	DESCRIPTION	QTY. USED	REF NO.	PART NO.	DESCRIPTION	QTY. USED
1	252293	MUFFLER	1	17	00273802	NUT	4
2	CLP0035751	EXHAUST CLAMP	1	18	SMS0000184	BOLT, WHIZ	4
3	EXH0011007	EXHAUST CAP	1	19	902789	PLATE, MOUNTING	1
4	F000007742	BATTERY GROUND STRAP 12 VOLT	1	21	252742	PRECLEANER	1
5 *	900491	ENGINE ASSEMBLY	1	22	ACL0000004	INDICATOR	1
6	F000007010	ENGINE ADJUSTING BOLT-PLATED	2	24	902904	TUBE, SPACER	1
7	F000007000	BELT, DRIVE	1	25	902909	ELBOW	1
8**	254896	AIR CLEANER ASSEMBLY	1	26	902913	TUBE	1
9	ACL0004307	BAND, MOUNTING	2	27	221574W	CAPSCREW	4
10	207146	T-BOLT CLAMP	3	28	223634	WASHER	8
11	207147	T-BOLT CLAMP	1	29	234665	WASHER	4
12	225370	T-BOLT CLAMP	2	30	221771W	WASHER	4
13	ACL0000005	INSERT, RUBBER	1	31	221711W	NUT	8
14	4200115	ELBOW, RUBBER	1	32	221569W	CAPSCREW	2
15	255118	REDUCER, INSERT	1				
16	255120	REDUCER, HUMP HOSE	1				

* SEE PAGE 22
 ** SEE PAGE 30



ENGINE COMPLETE (1 OF 4)

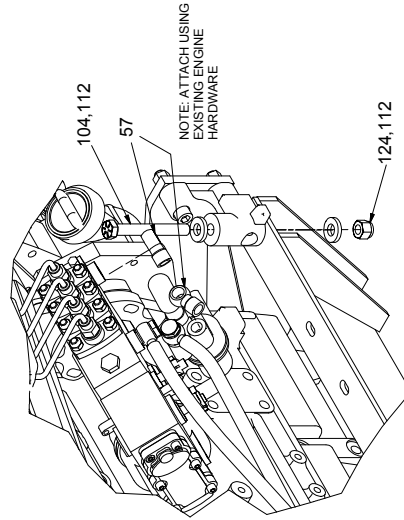
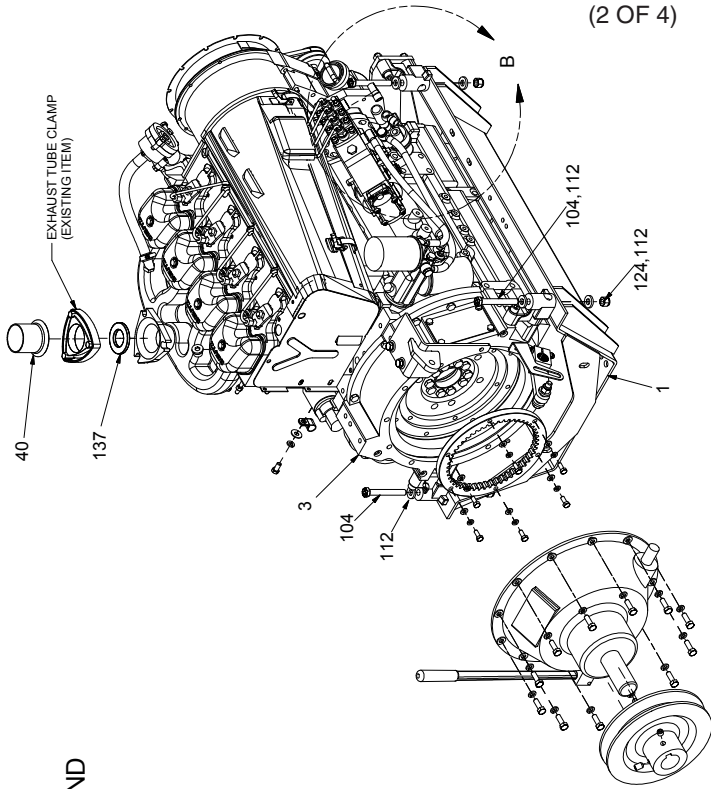


ENGINE COMPLETE

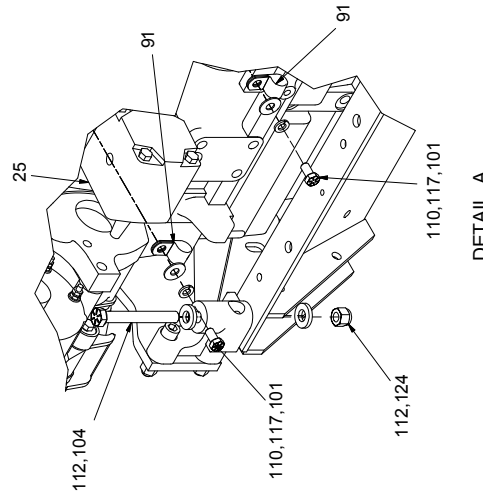
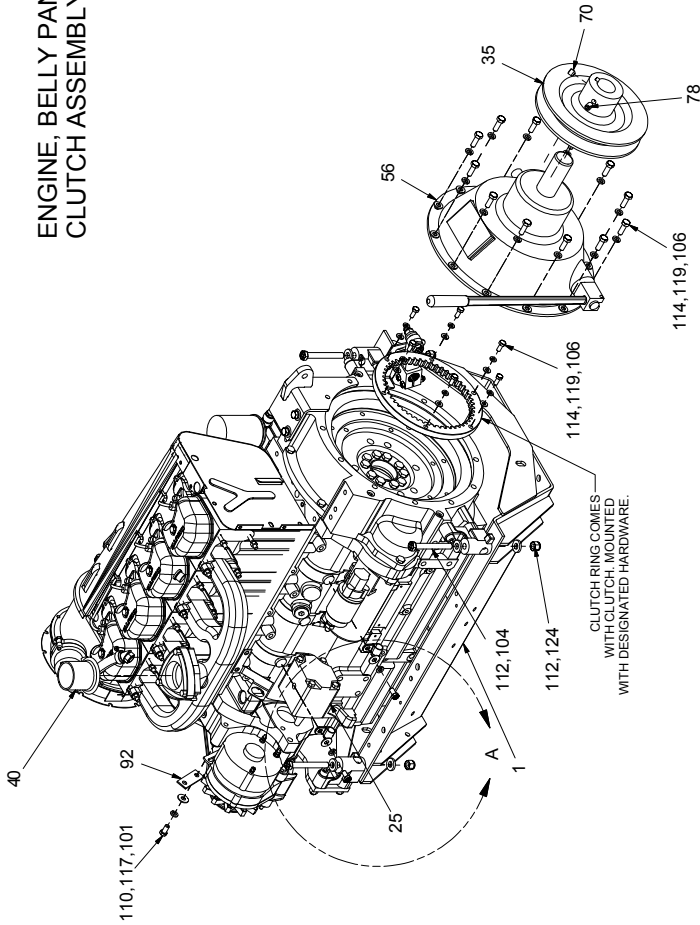
REF NO.	PART NO.	DESCRIPTION	QTY. USED	REF NO.	PART NO.	DESCRIPTION	QTY. USED
	900491	ENGINE ASSEMBLY		87	ZZ00000705	. PIN, ROLL	1
1	MNT0018340	. BELLY PAN	1	88	SHD0028273	. PLATE, SHIELD	1
2	902265	. PLATE, TANK MOUNT	1	91	R13803044	. CLIP, INSULATED	2
3	255813	. ENGINE	1	92	901187	. BRACKET	1
5 *	256852	. MANIFOLD ASSEMBLY	1	93	Y73G-0672	. CAPSCREW	3
7	TNK004Z980	. HYDRAULIC RESERVOIR	1	94	233464	. HOSE ASSEMBLY	1
8	209417	. FITTING	2	96	252867	. HOSE ASSEMBLY	1
9	12663	. FITTING	1	97	224120W	. CAPSCREW	2
10	902474	. ACCUMULATOR	1	98	R13801783	. CAPSCREW	1
11	254142	. BRACKET, ACCUMULATOR	1	99	R13801791	. CAPSCREW	3
12	19920	. FITTING	4	100	R13811014	. CAPSCREW	10
14	252800	. HYD FILTER ASSEMBLY, HIGH PRES	1	101	162572W	. CAPSCREW	4
14A	252801	. HIGH PRES FILTER ELEMENT	1	103	221499W	. CAPSCREW	4
17	FIL0HH6935	. HYDRAULIC RETURN FILTER HEAD	1	104	R13811085	. CAPSCREW	4
18	211550	. FITTING	2	105	293613W	. CAPSCREW	1
19	211560	. FITTING	4	106	Y09C-M1030	. CAPSCREW	22
20	223436	. FITTING	1	107	293644W	. CAPSCREW	1
21	236824	. FITTING	1	108	293645W	. CAPSCREW	1
22	224298	. FITTING	1	109	223428	. WASHER	23
23	R13801972	. FITTING	1	110	223427	. WASHER	19
25	256629	. PUMP, GEAR	1	111	221763W	. WASHER	6
26	4195646	. FITTING	1	112	221771W	. WASHER	12
27	27626	. HOSE ASSEMBLY	1	113	296418W	. WASHER	1
29	R12579545	. HOSE ASSEMBLY	1	114	296420W	. WASHER	18
30	209215	. FITTING	1	115	296422W	. WASHER	2
31	248075	. HOSE ASSEMBLY	1	116	R13812513	. WASHER	12
32	GAG0000001	. GAUGE, TENSION CONTROLLED	1	117	234135	. WASHER	4
35	F000007699	. MOTOR PULLEY	1	118	R13812484	. WASHER	1
40	EXH0013806	. EXHAUST TUBE	1	119	234589	. WASHER	22
44	FIL0HF6613	. HYD RETURN FILTER ELEMENT	1	121	224117	. NUT	6
45	252319	. CHECK VALVE	1	122	237567	. NUT	7
46	FILS1510V3	. HYDRAULIC TANK FILTER	1	123	235620	. NUT	5
49	902222	. TUBE ASSEMBLY	1	124	223587	. NUT	4
50	209427	. FITTING	1	125	CBL0000126	. BATTERY CABLE	1
51	254198	. HOSE ASSEMBLY	1	126	255664	. DIP STICK	1
56	CLH0001084	. CLUTCH	1	127	252494	. FILTER, OIL	1
57	252601	. FITTING	2	128	257240	. FUEL FILTER	1
58	22308	. FITTING	1	129	257238	. OIL PRESSURE SENDER	1
60	209166	. FITTING	1	130	257239	. SWITCH, OIL TEMPERATURE	2
62	903908	. CONTROL BOX ASSEMBLY	1	131	257241	. BELT, ALTERNATOR	1
63	902447	. PLATE, SHIM	4	132	257242	. STOP SWITCH, BROKEN BELT	1
77	231486	. SET SCREW	1	133	253343	. BELT, COOLING FAN	1
78	STS5000750	. SET SCREW	1	134	255665	. OIL FILLER CAP	1
79	900057	. PLATE, BRACE	1	135	908279	. SWITCH, HEAD TEMPERATURE	1
80	900055	. PLATE, SUPPORT	1	136	253015	. SOLENOID, STARTER	1
81	901667	. ACTUATOR	1				
82	MNT0035653	. BAR, MOUNTING	1				
83	LNK0035654	. LINK, ACCEL	1				
84	ROD0035655	. ROD, ACCEL	1				
85	LEV0032159	. ADAPTER, LEVER	1				
86	F000000169	. SPRING, EXT	1				

* SEE PAGE 28

ENGINE COMPLETE (2 OF 4)



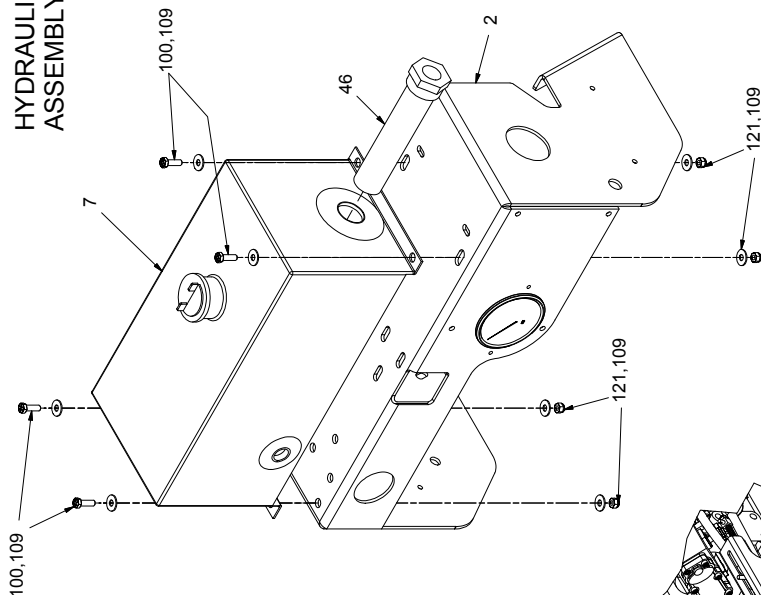
ENGINE, BELLY PAN, AND CLUTCH ASSEMBLY



ENGINE COMPLETE

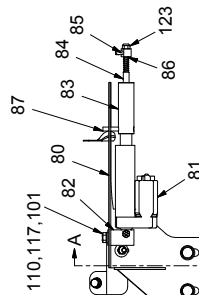
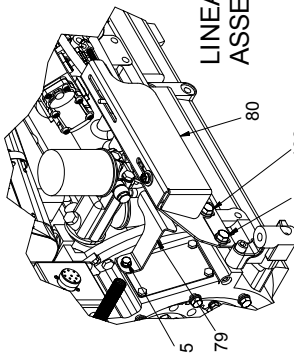
(3 OF 4)

HYDRAULIC TANK ASSEMBLY

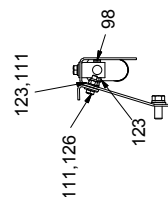


CAPSCREW AND WASHER LOCATED INSIDE BOX

LINEAR ACTUATOR ASSEMBLY

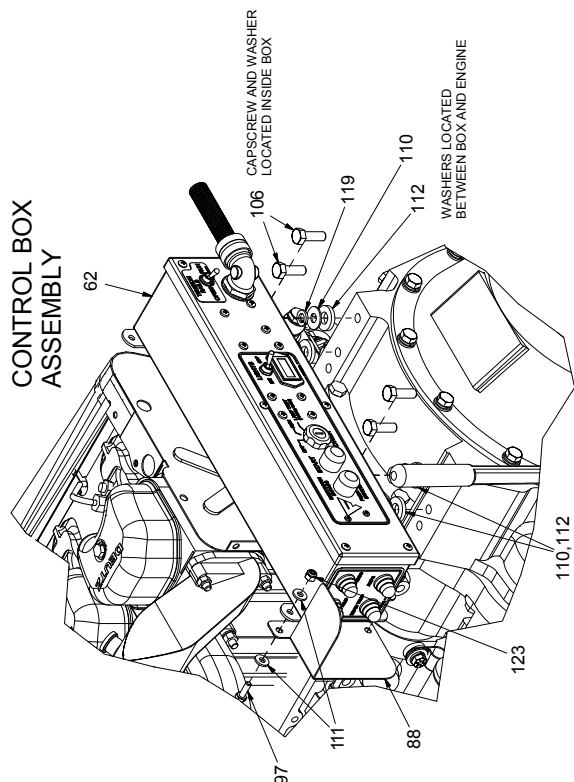


INTERIOR VIEW



SECTION A-A

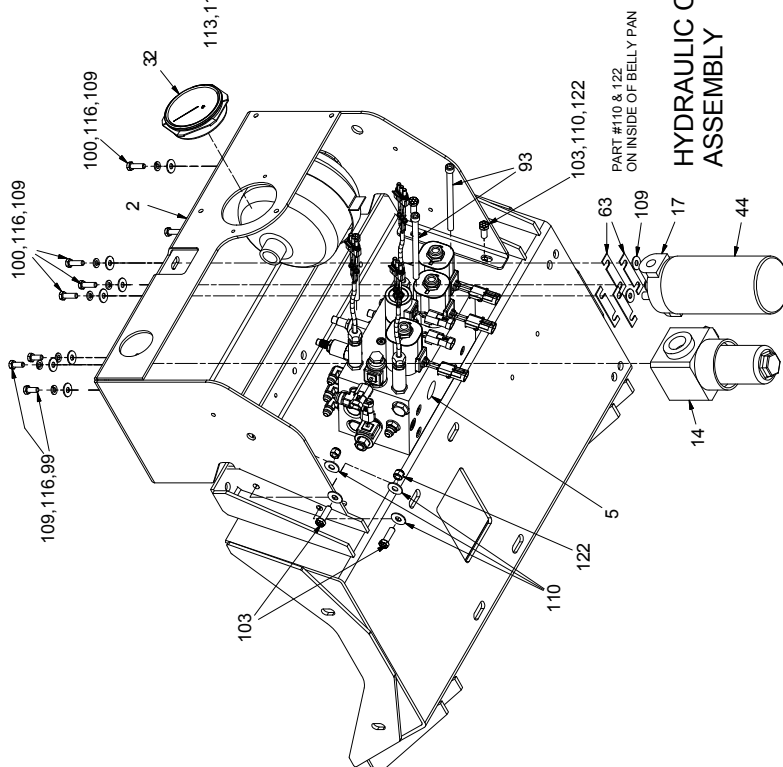
CONTROL BOX ASSEMBLY



CAPSCREW AND WASHER LOCATED INSIDE BOX

WASHERS LOCATED BETWEEN BOX AND ENGINE

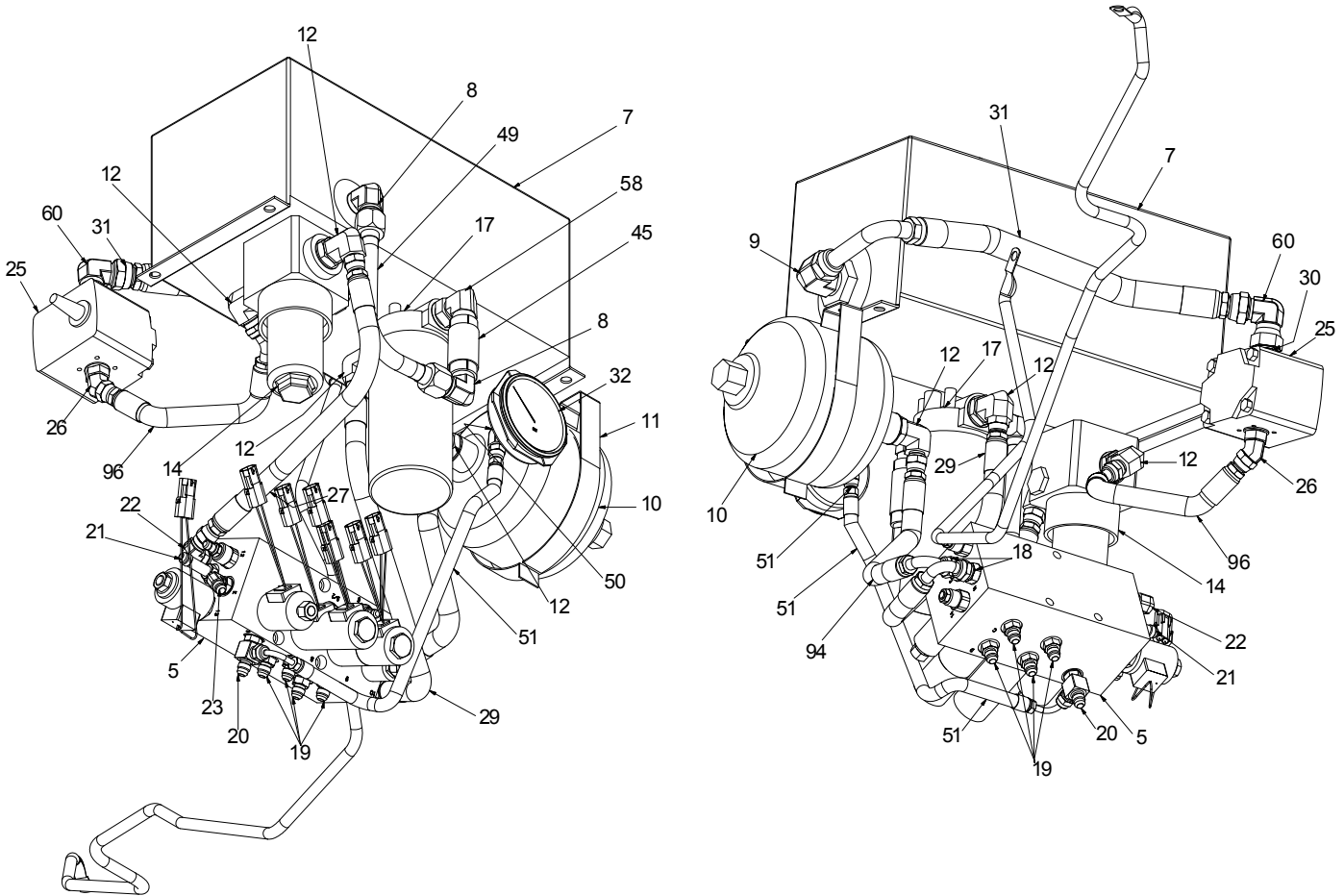
WASHERS LOCATED BETWEEN BOX AND ENGINE



PART #110 & 122 ON INSIDE OF BELLY PAN

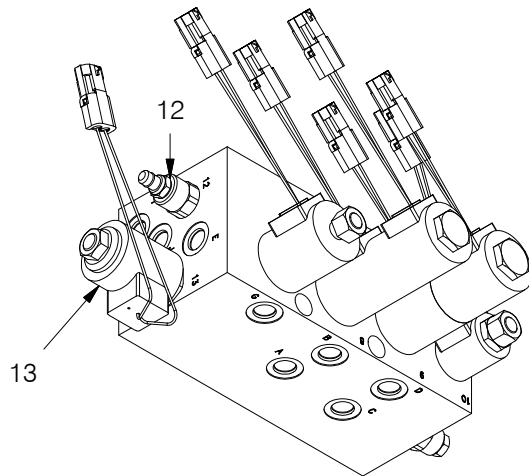
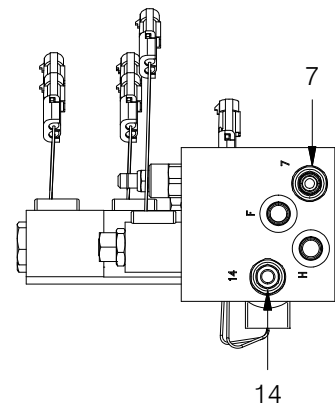
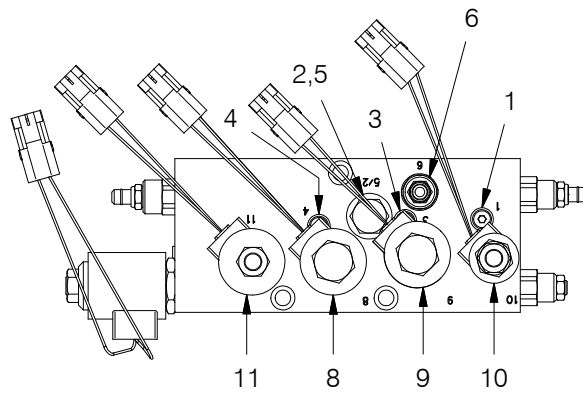
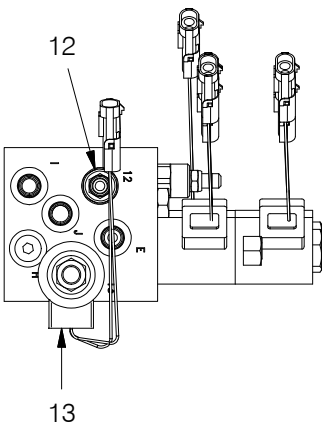
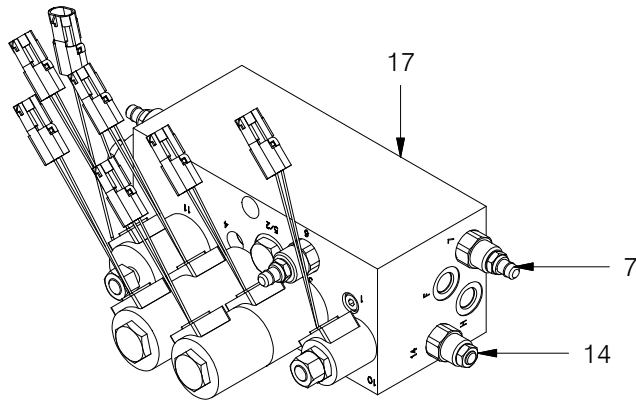
HYDRAULIC COMPONENT ASSEMBLY

ENGINE COMPLETE (4 OF 4)



INTENTIONALLY LEFT BLANK

HYDRAULIC MANIFOLD ASSEMBLY



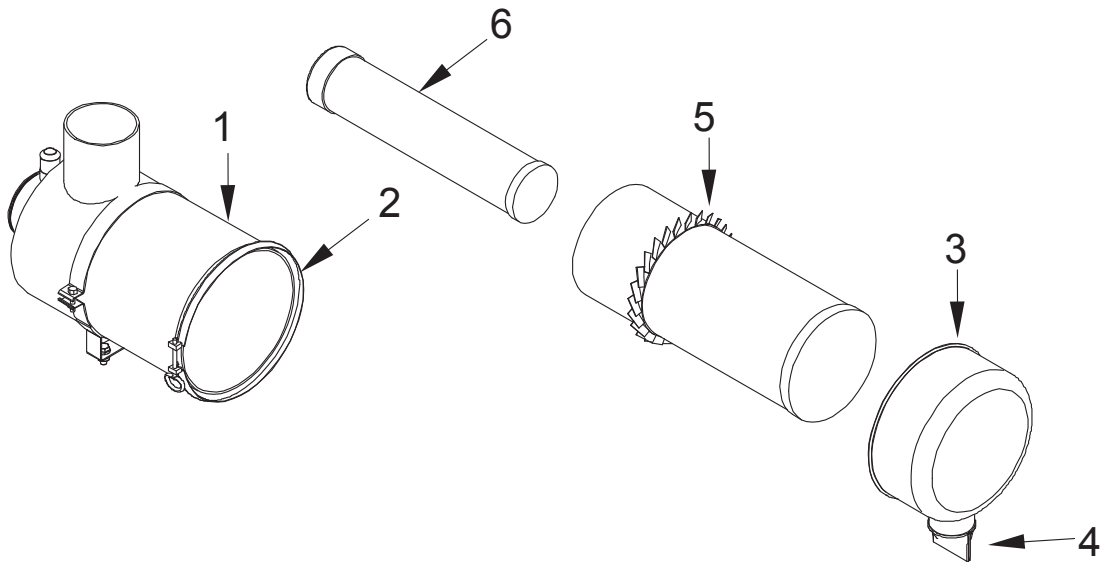
HYDRAULIC MANIFOLD ASSEMBLY

REF NO.	PART NO.	DESCRIPTION	QTY. USED	REF NO.	PART NO.	DESCRIPTION	QTY. USED
*	256852	MANIFOLD ASSEMBLY		11	257473	. SOLENOID	1
1**	----	. PLUG	1		256864	. COIL	1
2**	----	. PLUG	1		R15668	KIT, SEAL	1
3**	----	. PLUG	1	12	257440	. PILOTED PRESS RED./REL.VALVE	1
4**	----	. PLUG	1		252566	KIT, SEAL	1
5	YL-402-C2	. CARTRIDGE, CHECK VALVE	1	13	257474	. PROPORTIONAL RELIEF VALVE	1
	2500282	KIT, SEAL	1		256864	. COIL	1
6	257438	. UNLOADING PILOT VALVE	1		257475	KIT, SEAL	1
	252566	KIT, SEAL	1	14	2502101	. CARTRIDGE, C/BALANCE	1
7	257439	. PILOT OPERATOR RELIEF VALVE	1		242101	KIT, SEAL	1
	242101	KIT, SEAL	1	17	257468	. MANIFOLD ONLY	1
8	257469	. SOLENOID	1				
	256864	. COIL	1				
	252563	KIT, SEAL	1				
9	257470	. SOLENOID	1				
	256864	. COIL	1				
	257471	KIT, SEAL	1				
10	257472	. SOLENOID	1				
	256865	. COIL	1				
	2500282	KIT, SEAL	1				

* 256852 INCLUDES 1 THROUGH 17, SEAL KITS NOT INCLUDED.

** HYD3169005

AIR CLEANER ASSEMBLY



AIR CLEANER ASSEMBLY

REF NO.	PART NO.	DESCRIPTION	QTY. USED
	*254896	AIR CLEANER ASSEMBLY	
1	255496	. BODY	1
2	255492	. BODY CLAMP	1
3	255493	. COVER	1
4	255497	. VALVE, VACUATOR	1
5	255494	. FILTER	1
6	255495	. FILTER, SAFETY	1

* STARTING WITH SERIAL NUMBERS:

ASC-0385-085

ASC-380-018

CONTROL BOX (ENGINE BALER)

(2 OF 3)

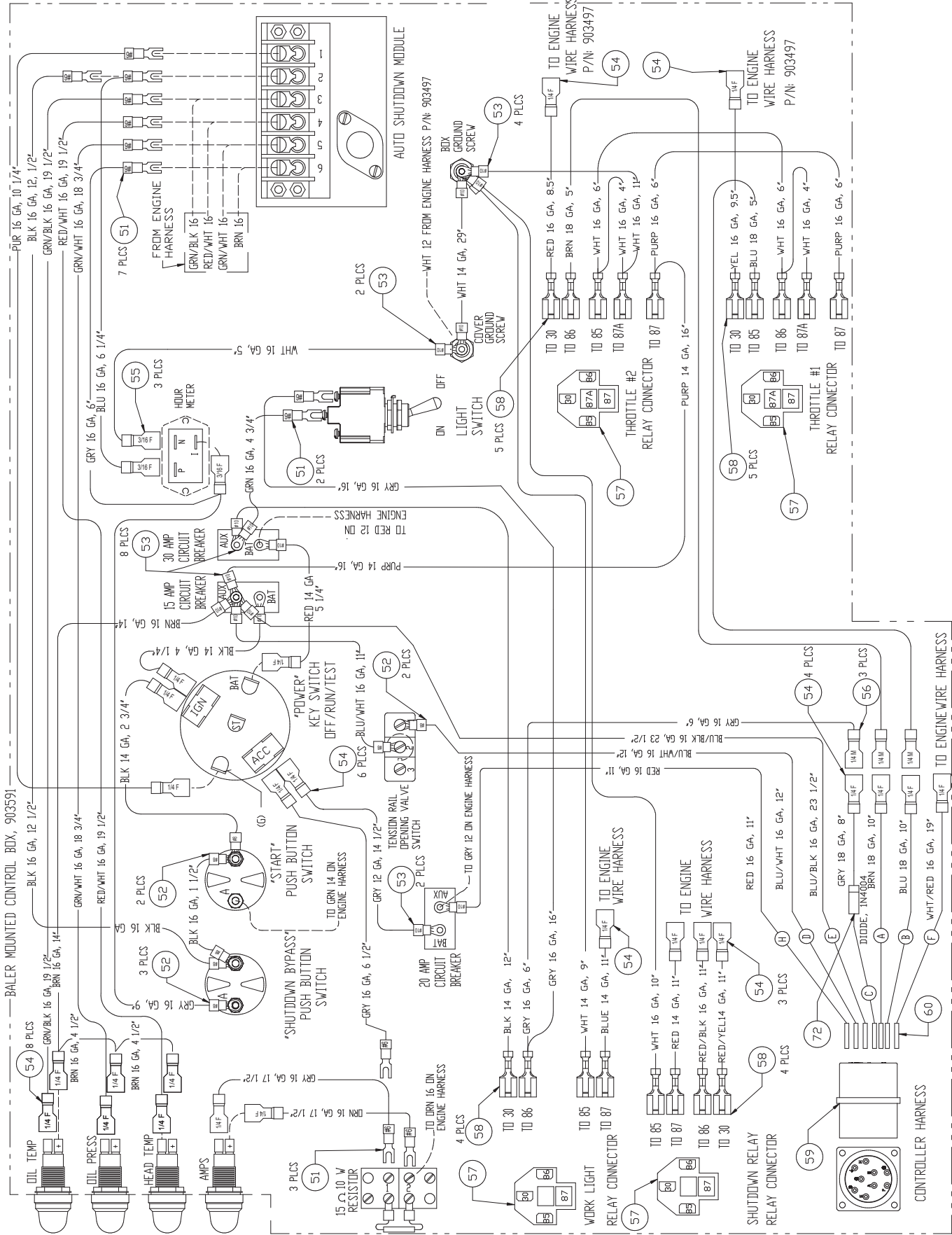
REF NO	PART NO	DESCRIPTION	QTY. USED	REF NO	PART NO	DESCRIPTION	QTY. USED
Item	Part No.	Qty	Description	Item	Part No.	Qty	Description
	903908		Control Box Assembly	38	219437	. Wire, Red	
1	BAB0002140	1	. Terminal Block	39	WIR0016038	. Wire, Red W/White	
2	* CIR0029071	1	. Module Assembly	40	219412	. Wire, White	
3	CBK0005515	1	. Circuit Breaker	41	WIR0016060	. Wire, White W/Red	
4	CBK0014520	1	. Circuit Breaker	42	219388	. Wire, Yellow	
5	DTZ0000626	2	. Button, Starter	43	219410	. Wire, Black	
6	FD00028146	1	. Decal	44	219405	. Wire, Blue	
7	FD00029195	1	. Decal	45	242404	. Wire, Purple	
8	FD0037374A	1	. Decal	46	219404	. Wire, Red	
9	GAG0001133	1	. Hour Meter	47	219468	. Wire, Red W/Black	
10	LIT0001815	4	. Lamp, Miniature	48	219527	. Wire, Red W/Yellow	
11	LIT1250410	4	. Base, Lamp	49	219414	. Wire, White	
12	LIT1251131	4	. Lens, Red	50	219400	. Wire, Gray	
14	R4510197	4	. Relay	51	TER0560616	10 . Terminal Ring	
15	RES0045015	1	. Resistor	52	TER0560816	7 . Terminal Ring	
16	SWI0001140	1	. Switch, Ignition	53	TER0561022	15 . Terminal Ring	
17	TER00000992PK		. Lug, Terminal	54	TER0563216	25 . Terminal	
18	200274	1	. Circuit Breaker	55	TER5616120	3 . Terminal	
20	229289	2	. Switch	56	TER0563217	3 . Terminal	
22	903577	1	. Box	57	246143	4 . Relay Socket	
23	903497	1	. Wire Harness	58	TER0604142	18 . Terminal	
24	238990		. Wire, Blue	59	241780	1 . Receptacle	
25	247637		. Wire, Brown	60	243237	7 . Pin	
26	239002		. Wire, Gray	61	256811	4 . Machine Screw	
27	219436		. Wire, Black	62	SMR6320500	2 . Machine Screw	
28	237627		. Wire, Blue	63	230640	12 . Machine Screw	
29	WIR0016016		. Wire, Blue W/Black	64	SMP1032750	2 . Machine Screw	
30	WIR0016032		. Wire, Blue W/White	65	00103338	8 . Flat Washer	
31	219355		. Wire, Brown	66	WIS0000400	4 . Lockwasher	
32	231708		. Wire, Gray	67	WIS0000600	2 . Star Washer	
33	237628		. Wire, Green	68	WIS0001000	8 . Lockwasher	
34	WIR0016017		. Wire, Green W/Black	69	R13809520	2 . Hex Nut	
35	WIR0016035		. Wire, Green W/White	70	220044	17 . Hex Nut	
36	231707		. Wire, Orange	71	236770	4 . Nut, Esna	
37	241795		. Wire, Purple	72	22635	1 . Diode	

*a See Separate Coverage

Rev D

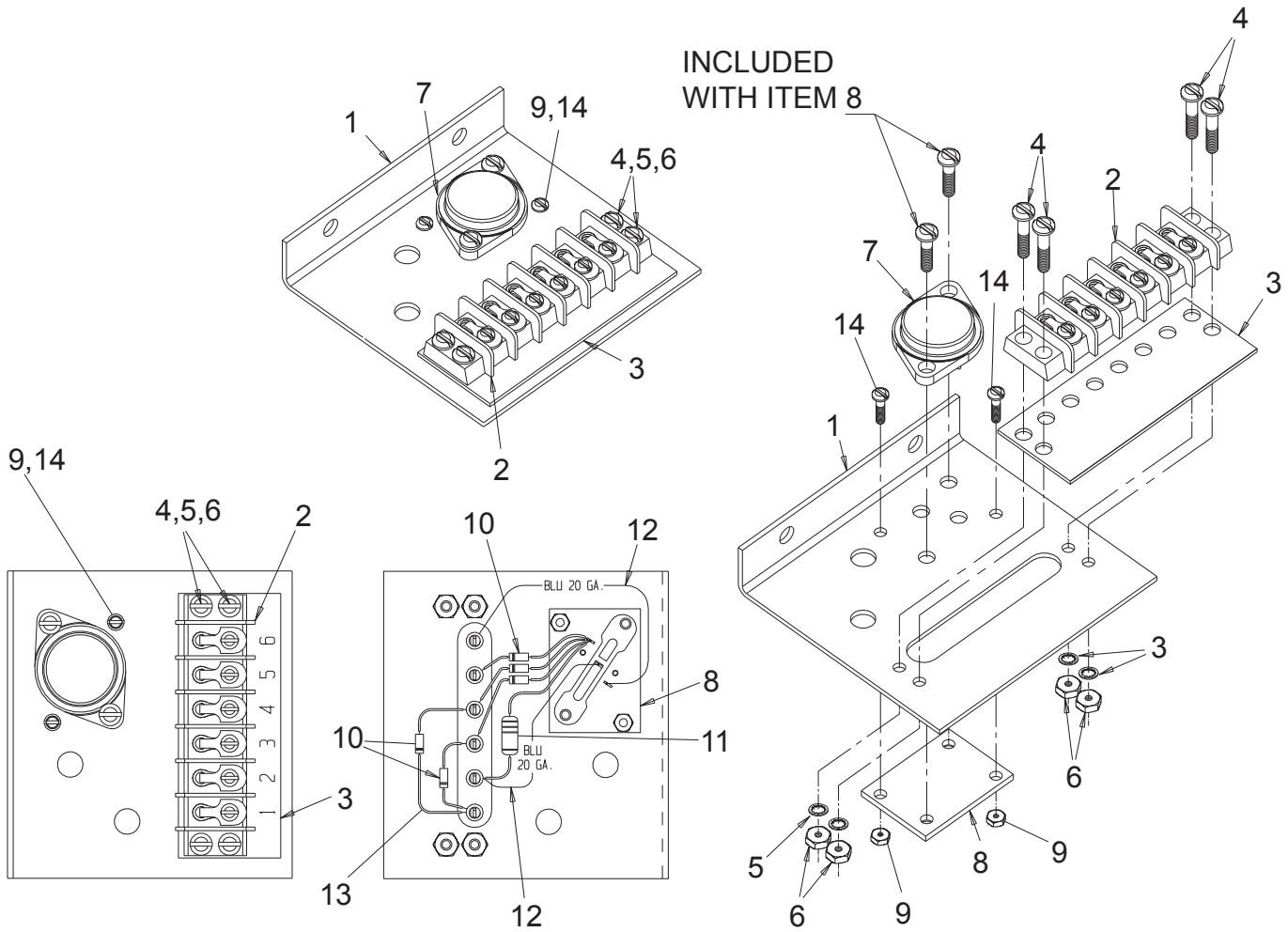
CONTROL BOX (ENGINE BALER)

(3 OF 3)



INTENTIONALLY LEFT BLANK

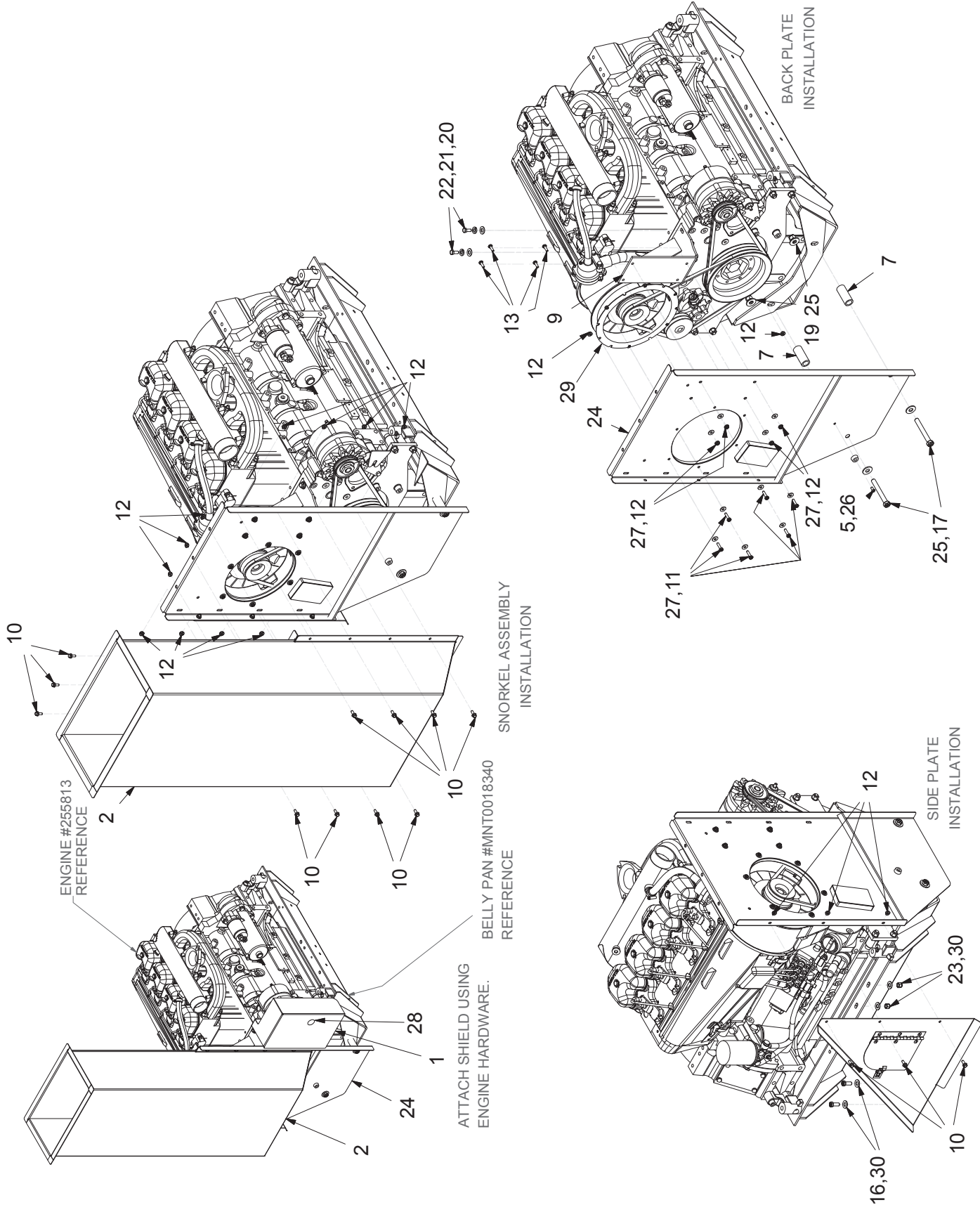
MODULE ASSEMBLY, AUTO SHUTDOWN



MODULE ASSEMBLY, AUTO SHUTDOWN

REF NO.	PART NO.	DESCRIPTION	QTY. USED
	CIR0029071	MODULE ASSY, AUTO-SHUTDOWN	
1	MNT036760B	. BRACKET, MOUNTING	1
2	BAB006140Y	. BARRIER BLOCK	1
3	MSR006140Y	. MARKER STRIP	1
4	SMR6320500	. SCREW	4
5	WIS0000600	. WASHER	4
6	R13809520	. NUT	4
7	TRA0044002	. TRANSISTOR	1
8	SOK5108401	. TRANSISTOR SOCKET	1
9	NCH0000440	. NUT	2
10	22635	. DIODE	5
11	RES0832127	. RESISTOR	1
12	233701	. WIRE	5"
13	TUB0001800	. TUBING	1'
14	SMR4400375	. SCREW	2

ENGINE AIR COOLING SNORKEL



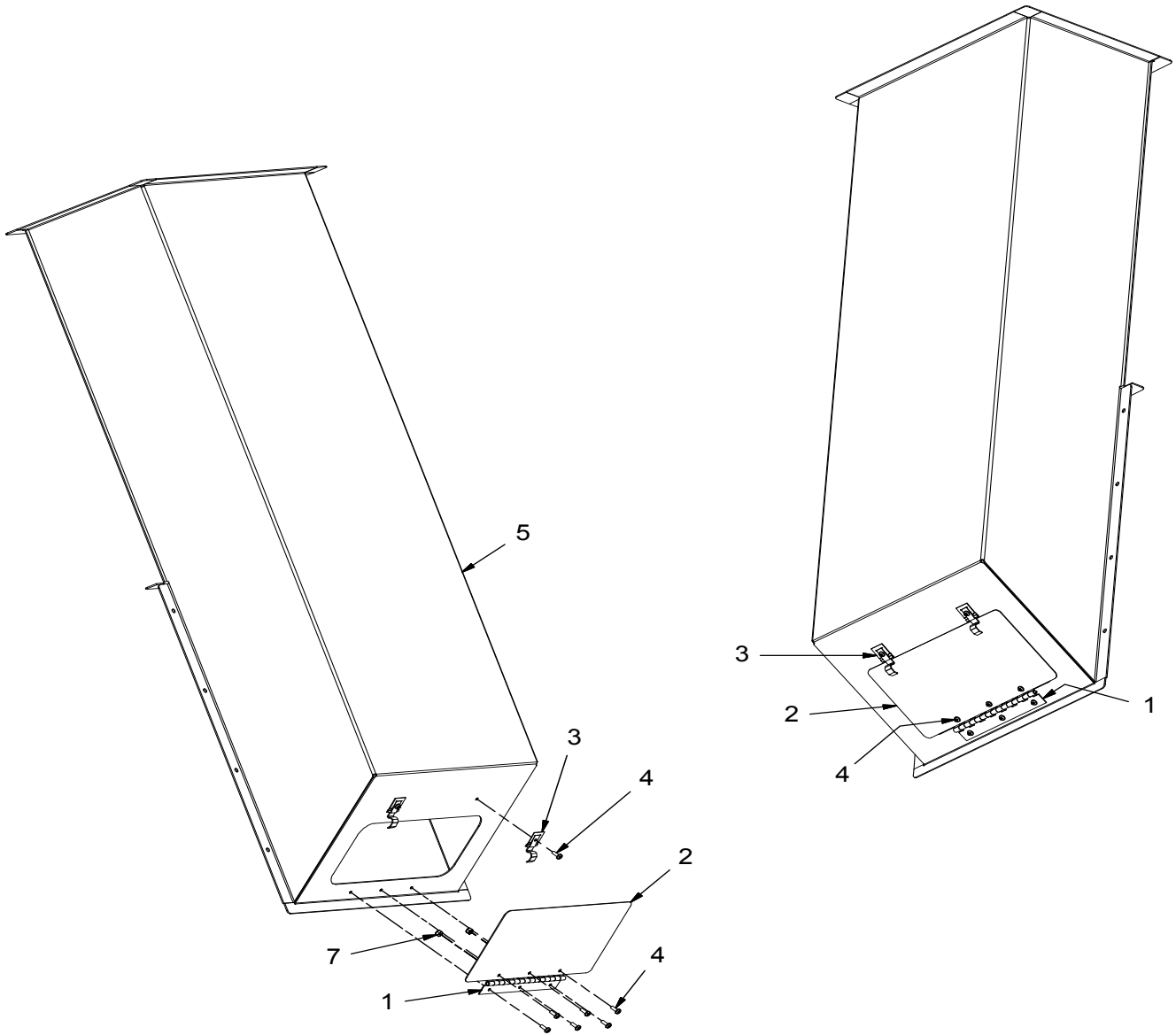
ENGINE AIR COOLING SNORKEL

REF NO.	PART NO.	DESCRIPTION	QTY. USED
	902048	SNORKEL INSTALLATION	
1	SHD0035692	. SHIELD, ALT BELT	1
2 *	902050	. SNORKEL ASSEMBLY, W/DOOR	1
5	BMP0004243	. BUMPER, RUBBER	1
7	902146	. PIPE	2
8**	902148	. BRACKET ASSEMBLY, SIDE	1
9	902145	. SUPPORT	1
10	SMS0000171	. BOLT	11
11	R13810993	. CAPSCREW	6
12	09416918	. NUT	25
13	224120W	. CAPSCREW	7
16	Y17C-0616	. CAPSCREW	2
17	R13811085	. CAPSCREW	2
19	R13811193	. LOCK NUT	2
20	WCTM100080	. WASHER	2
21	WLKM000080	. WASHER	2
22	293613W	. CAPSCREW	2
23	237567	. NUT	2
24	902045	. PLATE, BACK	1
25	222615	. WASHER	4
26	00113955	. SCREW	1
27	R13812213	. WASHER	10
28	PLU0009292	. PLUG, PLASTIC	1
29	DTZ0272401	BRUSH RING	1
30	223427	WASHER	4

* SEE PAGE 40

** SEE PAGE 42

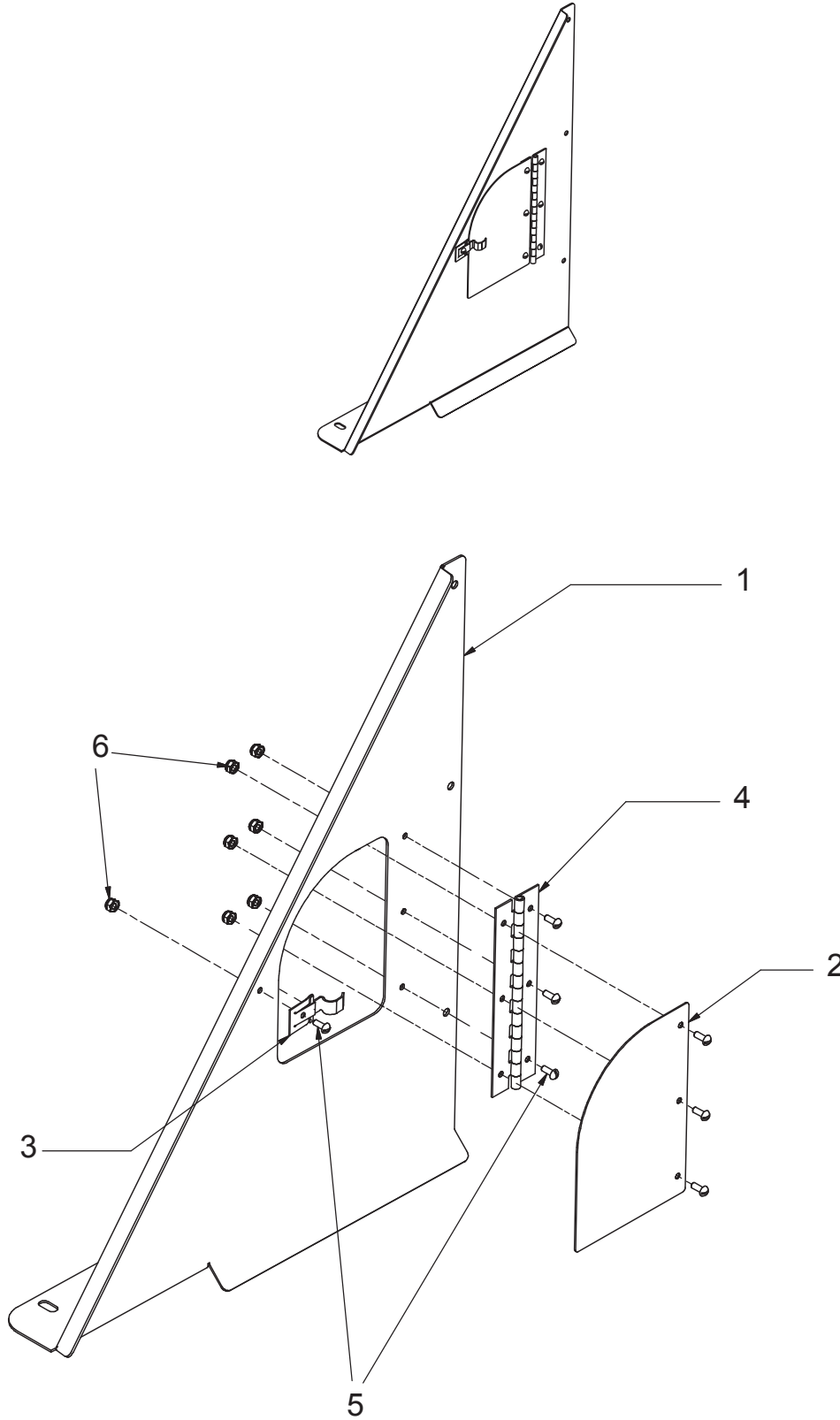
SNORKEL ASSEMBLY



SNORKEL ASSEMBLY

REF NO.	PART NO.	DESCRIPTION	QTY. USED
	902050	SNORKEL ASSEMBLY	
1	HNG0007094	.HINGE	1
2	902038	.DOOR, BOTTOM	1
3	F000006108	.CATCH, DOOR	2
4	SMP1032750	.SCREW	8
5	902047	.SNORKEL	1
7	239729	.NUT	8

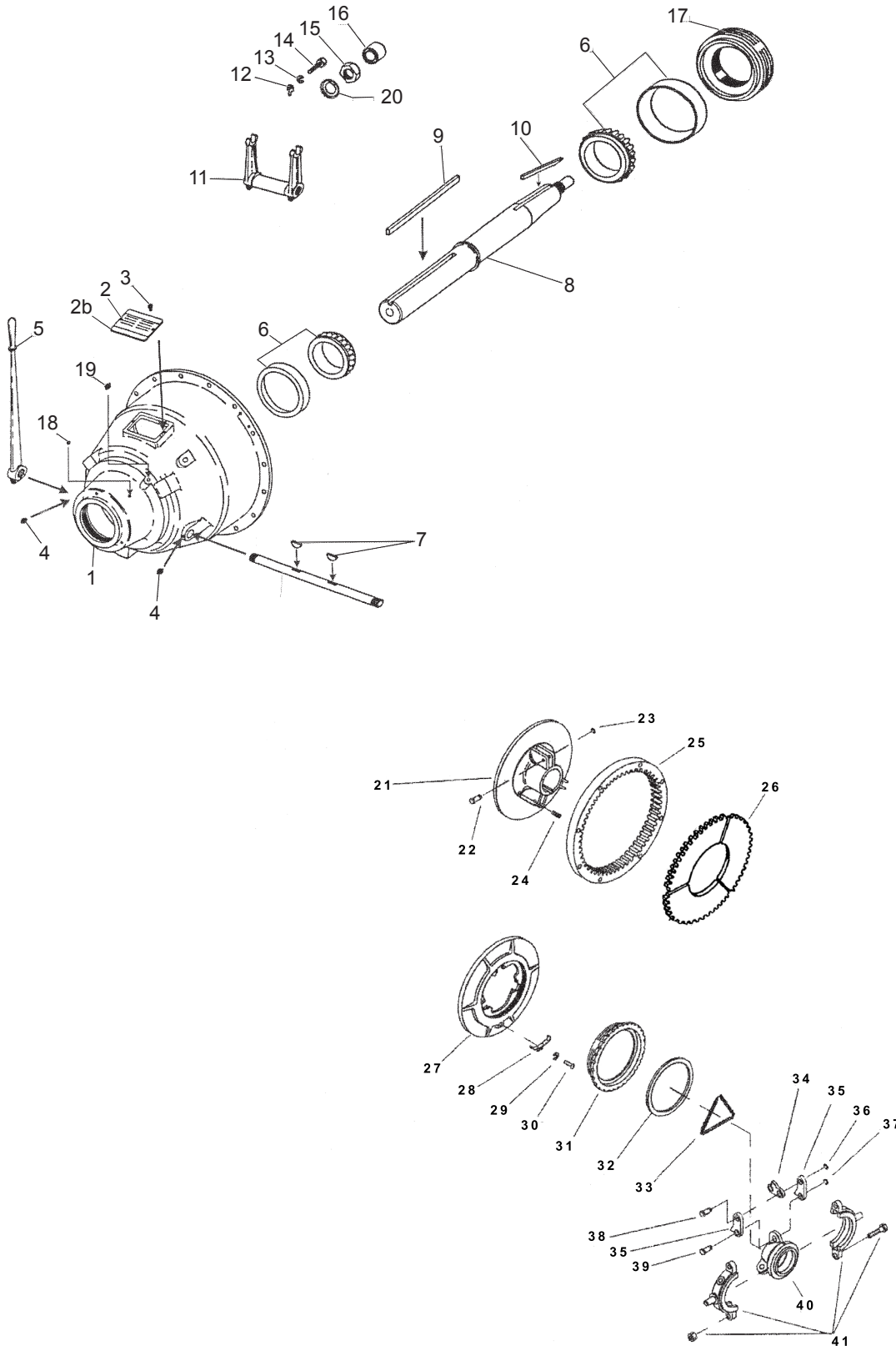
SIDE SUPPORT BRACKET ASSEMBLY



SIDE SUPPORT BRACKET ASSEMBLY

REF NO.	PART NO.	DESCRIPTION	QTY. USED
	902148	BRACKET ASSEMBLY	
1	902149	. BRACKET	1
2	902147	. PLATE, DOOR	1
3	F000006108	. CATCH, DOOR	1
4	HNG0007094	. HINGE, DOOR SHIELD	1
5	SMR100500	. SCREW	7
6	223799	. NUT	7

CLUTCH / POWER TAKE-OFF

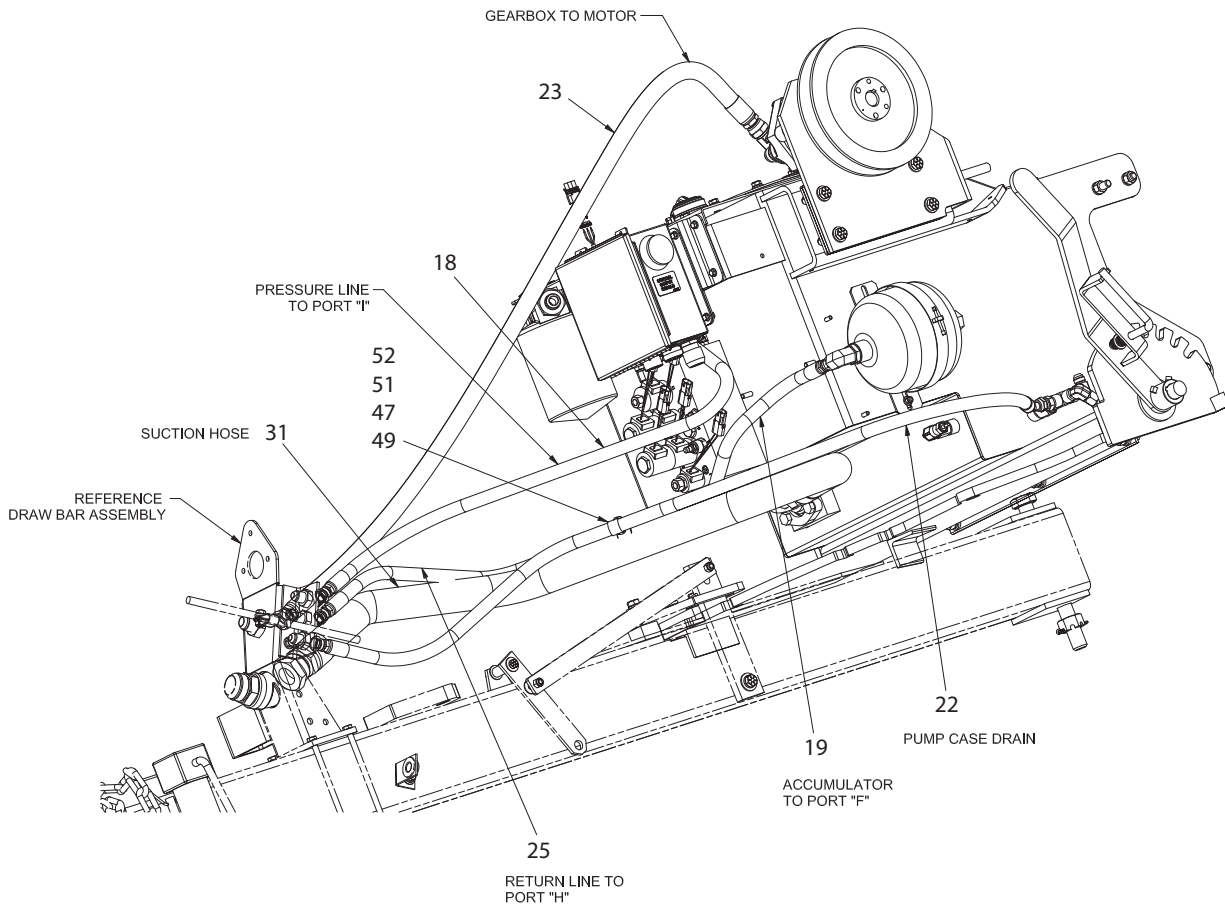
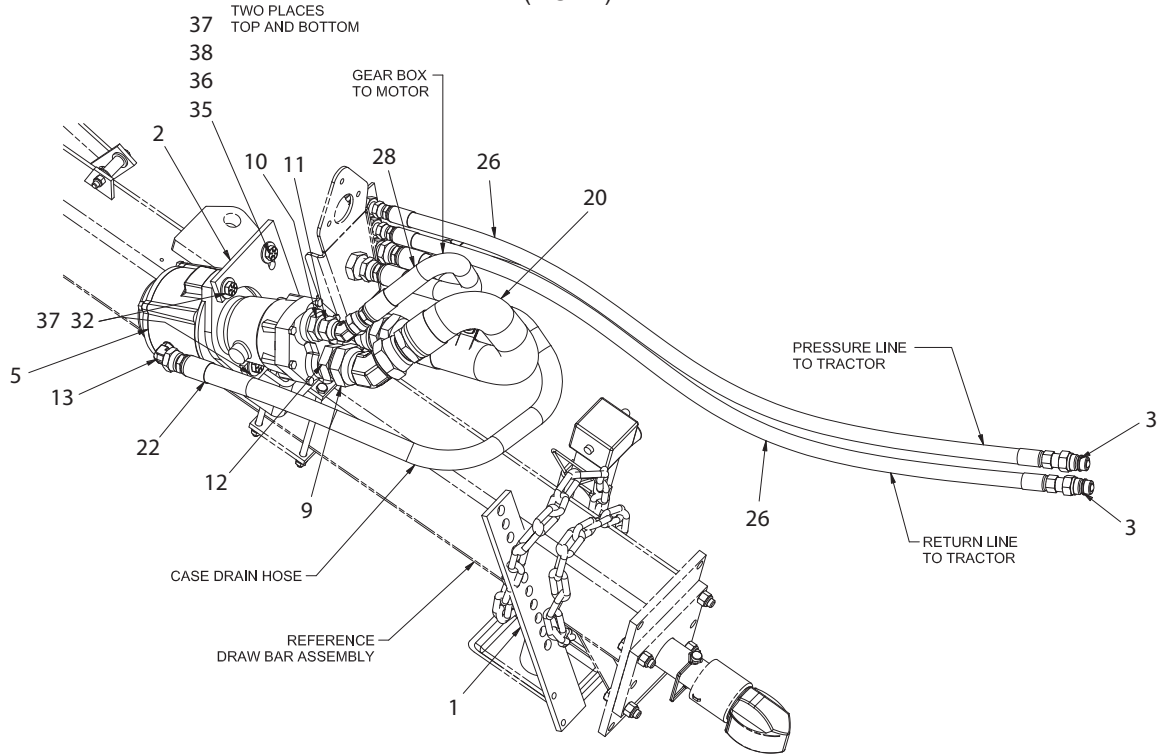


CLUTCH / POWER TAKE-OFF

REF NO.	PART NO.	DESCRIPTION	QTY. USED	REF NO.	PART NO.	DESCRIPTION	QTY. USED
	CLH0001084	CLUTCH		22	*****	CLEVIS PIN	3
1	CLH0204230	. BELL HOUSING	1	23	*****	RETAINING RING	3
2	CLH0205358	. NAME PLATE	1	24	*****	SEPARATOR SPRING	3
2B	252527	. PLATE, COVER	1	25	CLH0205851	CLUTCH PLATE & RELEASE ASB-DTZ	1
3	CLH0206092	. BOLT	2	26	CLH0203569	FACING PLATE	1
4	CLH0207954	. FITTING, GREASE	2	27	CLH0216506	COMPRESSION SPRING F/DTZ CLTCH	1
5	CLH0308369	. LEVER, SHIFTING	1	28	*****	ADJUSTMENT LOCK	1
6	CLH0307569	. BEARINGS, MAIN	2	29	*****	WASHER	1
7	CLH0204536	. KEY, WOODRUFF	2	30	*****	BOLT	1
8	CLH0230909	. DRIVE SHAFT	1	31	CLH0205823	ADJUSTING RING	1
9	CLH0204487	. OUTPUT KEY	1	32	CLH0205997	WEAR RING	1
10	CLH0204485	. CLUTCH KEY	1	33	*****	LEVER SPRING	1
11	CLH0308371	. YOKE SUB ASSEMBLY	1	34	*****	LEVER	3
12	CLH0205368	. LINK, ADJUSTING	1	35	*****	LINK	6
13	CLH0207227	. WASHER	1	36	*****	RETAINING RING	3
14	CLH0203061	. BOLT	1	37	*****	RETAINING RING	3
15	CLH0204746	. NUT	1	38	*****	CLEVIS PIN	3
16	CLH0207445	. BEARING, PILOT	1	39	*****	CLEVIS PIN	3
17	CLH0205717	. RELEASE SLEEVE -V465 CLUTCH	1	40	CLH0206563	RELEASE SLEEVE	1
18	CLH0269854	. FITTING, GREASE	1	41	CLH0334051	RELEASE BEARING	1
19	CLH0260843	. FITTING, GREASE	1				
20	CLH0207231	. WASHER	1				
21	CLH0230819	CLUTCH BODY	1				

***** ITEM AVAILABLE ONLY AS PART OF
CLUTCH KIT CLH0332919

HYDRAULIC PTO PUMP, MOTOR AND HOSES (1 OF 4)

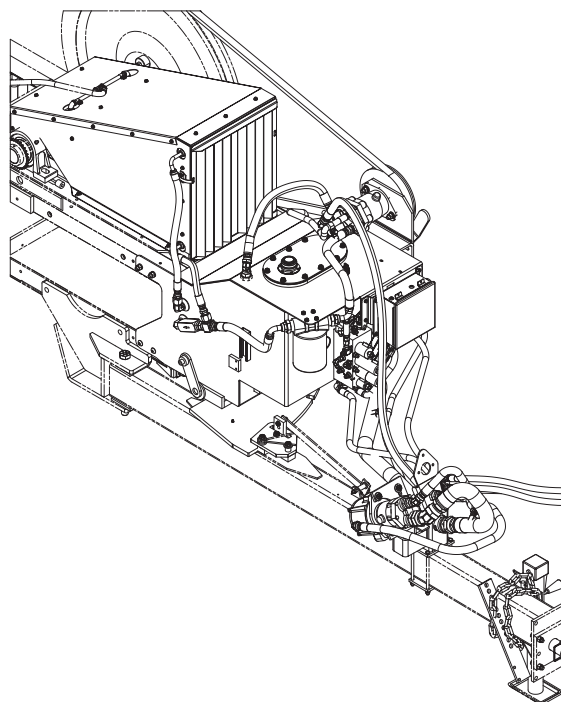


HYDRAULIC PTO PUMP, MOTOR AND HOSES

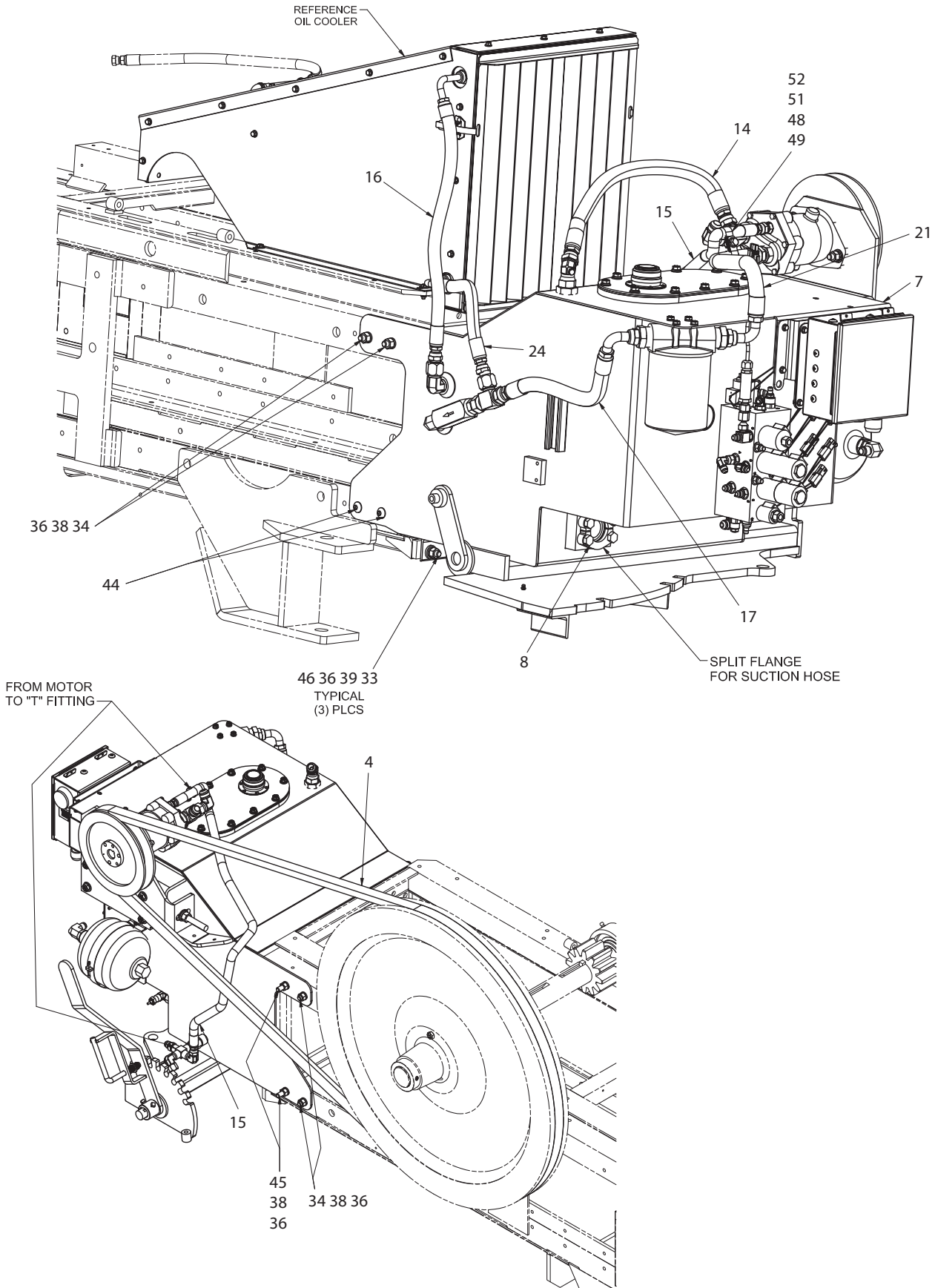
(2 OF 4)

REF NO.	PART NO.	DESCRIPTION	QTY. USED	REF NO.	PART NO.	DESCRIPTION	QTY. USED
	903587	TANK INSTALLATION, HYDRAULIC		28	253622	. HOSE ASSEMBLY	1
1	ARM0007155	. BAR, ARM	1	31	253432	. HOSE ASSEMBLY	1
2	BKT0006715	. BRACKET	1	32	221563W	. CAPSCREW	2
3	CPL0080104	. COUPLER,	2	33	R13806345	. CAPSCREW	3
4	F000007000	. BELT, DRIVE	1	34	200454W	. CAPSCREW	8
5 *	PMP0077021	. GEARBOX	1	35	221569W	. CAPSCREW	2
7**	903586	. TANK ASSEMBLY	1	36	R13812516	. LOCKWASHER	13
8	11767	. KIT, SPLIT FLANGE	1	37	R13811433	. HARD WASHER	4
	203516	. O-RING	1	38	221711W	. HEX NUT	10
	209537	. CLAMP HALF	2	39	221712W	. HEX NUT	3
	222379	. CAPSCREW	4	40***	SHR037304E	. BULLGEAR/COOLER SHROUD ASSY	1
9	14701	. FITTING	1	41	R13810993	. CAPSCREW	4
10	209164	. FITTING	1	42	R13812213	. FLAT WASHER	4
11	214219	. FITTING	1	43	R13811189	. LOCKNUT	4
12	223003	. FITTING	1	44	Y25G-0824	. CAPSCREW	2
13	224298	. FITTING	1	45	R13811077	. CAPSCREW	2
14	HOS0006915	. HOSE ASSEMBLY	1	46	221771W	. WASHER	3
15	HOS0007722	. HOSE ASSEMBLY	1	47	209703	. CLAMP	2
16	HOS037371A	. HOSE ASSEMBLY	1	48	209698	. CLAMP	3
17	28928	. HOSE ASSEMBLY	1	49	209695	. CLAMP	2
18	233143	. HOSE ASSEMBLY	1	50	259115	. DOUBLE CLAMP	1
19	234149	. HOSE ASSEMBLY	1	51	162572W	. CAPSCREW	4
20	237745	. HOSE ASSEMBLY	1	52	09411507	. NUT, SERRATED	4
21	242826	. HOSE ASSEMBLY	1				
22	245958	. HOSE ASSEMBLY	2				
23	253618	. HOSE ASSEMBLY	1				
24	253621	. HOSE ASSEMBLY	1				
25	237244	. HOSE ASSEMBLY	1				
26	253425	. HOSE ASSEMBLY	2				

* PUMP AND GEARBOX USES SEAL KIT PMP0077021
 GEARBOX SECTION USES SEAL KIT CE77000900
 PUMP SECTION SEAL USES KIT CE77001900
 ** SEE PAGE 50
 *** SEE PAGE 58

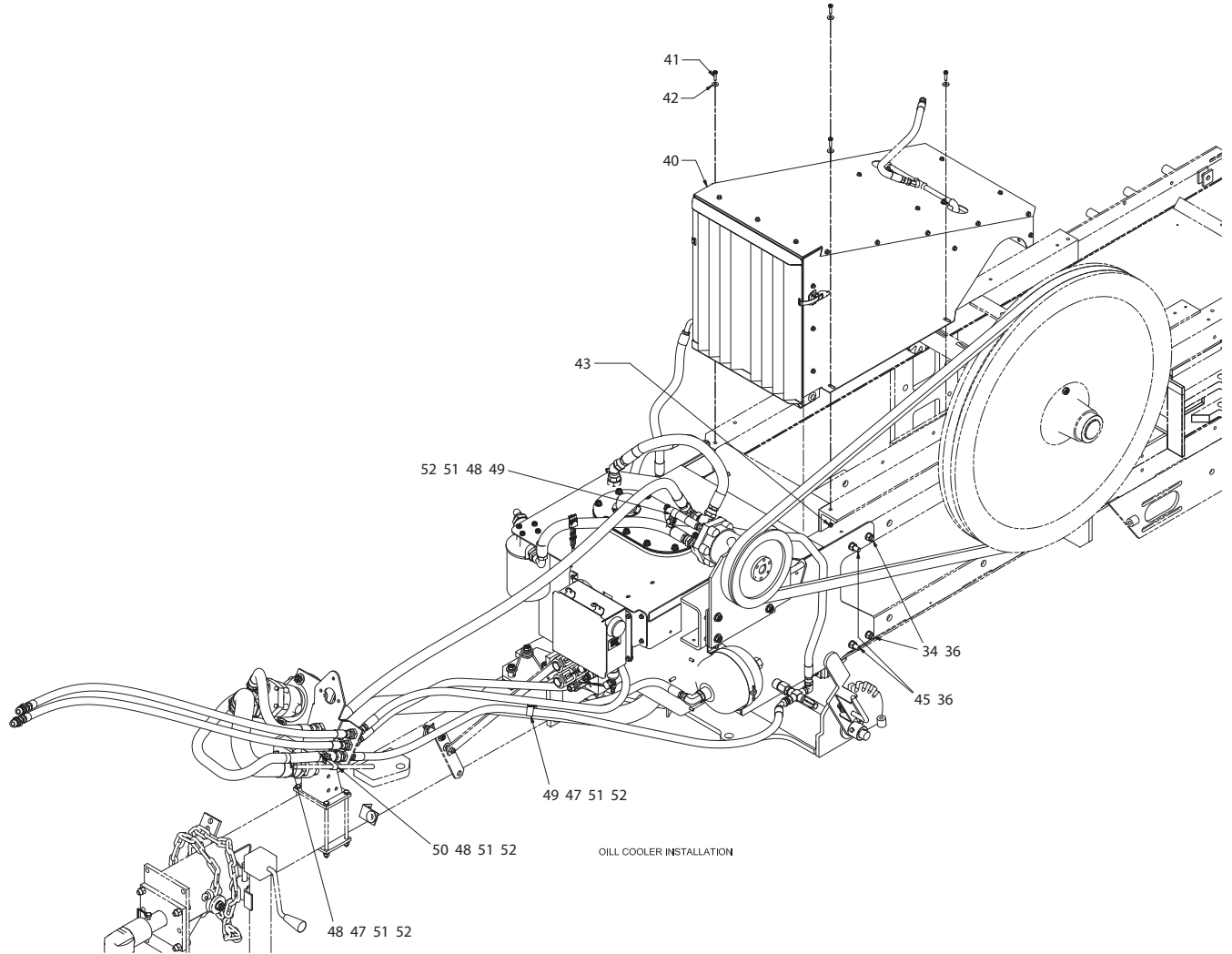


HYDRAULIC PTO PUMP, MOTOR AND HOSES (3 OF 4)

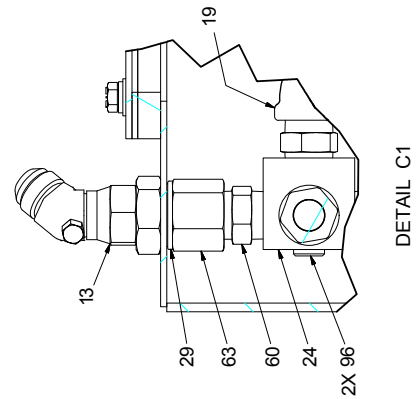
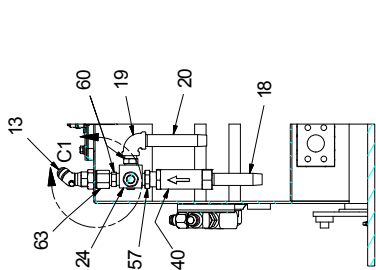
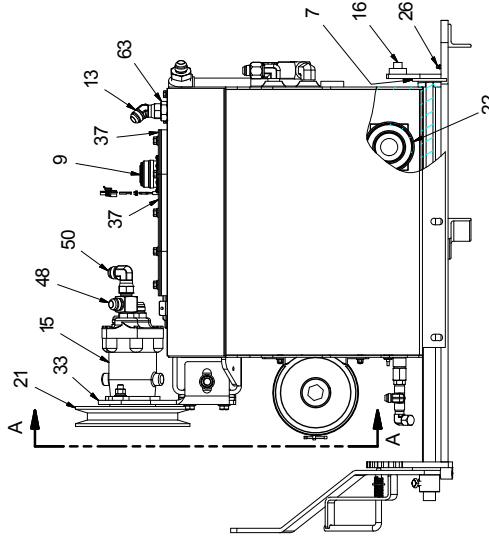
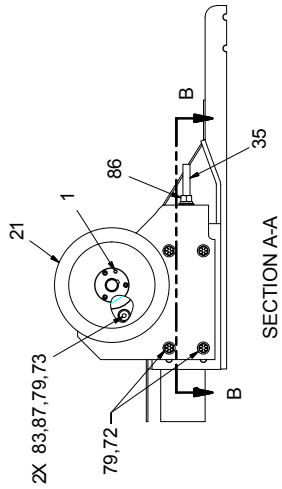
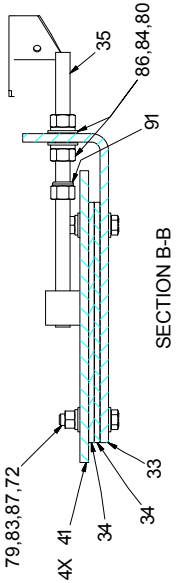
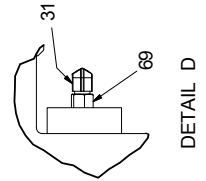
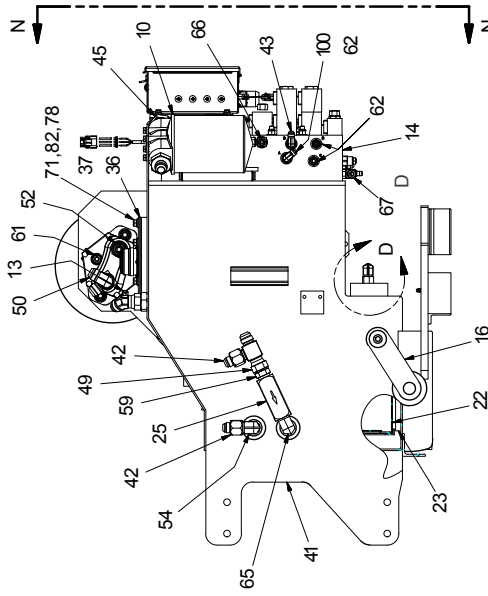
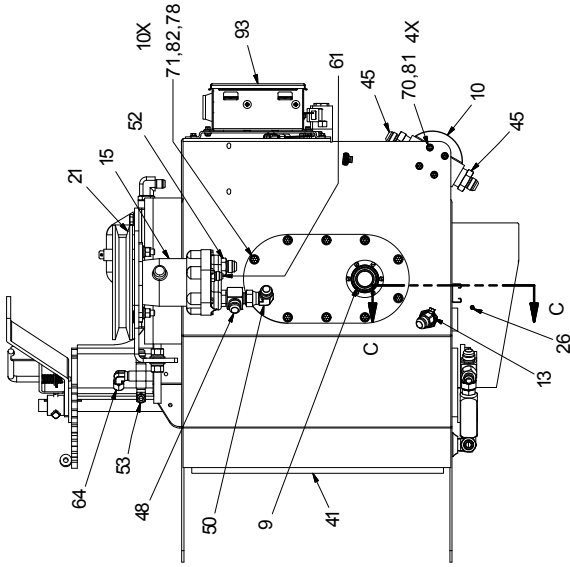


HYDRAULIC PTO PUMP, MOTOR AND HOSES

(4 OF 4)



HYDRAULIC PTO TANK (1 OF 3)



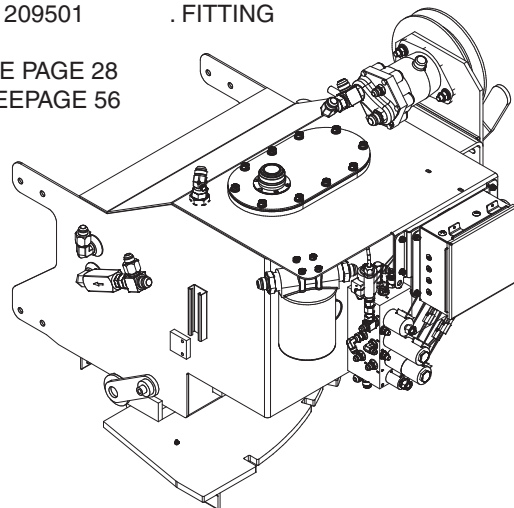
HYDRAULIC PTO TANK

(2 OF 3)

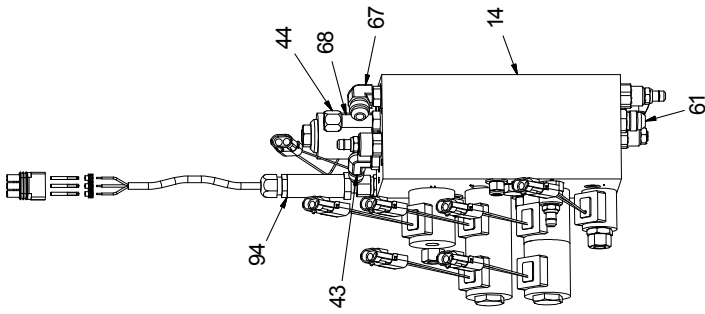
REF NO.	PART NO.	DESCRIPTION	QTY. USED	REF NO.	PART NO.	DESCRIPTION	QTY. USED
	903586	ASSEMBLY, HYD. TANK		60	209901	. FITTING	2
1	BSH1001125	. BUSHING	1	61	211550	. FITTING	3
2	CLP2110692	. MOUNTING CLAMP, ACCUMULATOR	1	62	211560	. FITTING	4
3	ELC0000334	. TEMP SENDING UNIT	1	63	214179	. FITTING	1
4	F000007539	. LEVER	1	64	215515	. FITTING	1
5	F000007540	. PIN, ADJUSTING	1	65	218970	. FITTING	1
6	F000007541	. COMPRESSION SPRING	1	66	223436	. FITTING	1
7	F000008247	. WASHER	1	67	224298	. FITTING	2
8	FIL0023018	. ELEMENT, FILTER	1	68	236824	. FITTING	1
9	FIL0010003	. CAP, FILTER	1	69	4193359	. FITTING	1
10	FIL0120000	. HEAD, FILTER	1	70	R13811014	. CAPSCREW	4
12	GAG0064051	. GAUGE, SIGHT LEVEL	1	71	162572W	. CAPSCREW	10
13	HYD0025371	. FITTING	1	72	221574W	. CAPSCREW	4
14*	256852	. MANIFOLD ASSEMBLY	1	73	Y09G-0828	. CAPSCREW	2
15	258306	. HYDRAULIC MOTOR ASSEMBLY	1	74	SQS3751250	. SET SCREW	2
16	PLF0026952	. LEVER	1	78	223427	. WASHER	13
18	PPE1000500	. NIPPLE, PIPE	1	79	239519	. WASHER	11
19	PPE0075900	. FITTING	1	80	R13806986	. WASHER	2
20	PPE7500600	. NIPPLE, PIPE	1	81	R13812513	. WASHER	4
21	PUL0006630	. PLATE, SHEAVE	1	82	234135	. WASHER	10
22	R14337	. STRAINER, SUCTION	1	83	R13812516	. WASHER	6
23	R525293	. MAGNET, CERAMIC	2	84	223694	. WASHER	2
24	VLV0000001	. RELIEF VALVE	1	86	229952	. NUT	2
25	VLV0075005	. CHECK VALVE	1	87	221711W	. NUT	6
26	11079	. FITTING, LUBE, 16	1	89	224118	. NUT	3
27	48688	. KEY	1	91	R13811195	. NUT	1
29	231044	. RING, SEAL	1	92	904055	. PLATE, MOUNTING	1
30	00103385	. COTTER PIN	1	93**	904059	. RELAY BOX ASSEMBLY, IQAN	1
31	28516	. FITTING	1	94	584026	. TRANSDUCER ASSEMBLY	1
33	901445	. PLATE, MOUNTING	1	95	R11357	. FITTING	1
34	901673	. PLATE, SPACER	2	96	200628	. FITTING	2
35	901681	. ROD	1	97	09416918	. NUT	8
36	901697	. GASKET	1	98	SMS0000305	. BOLT, WHIZ	4
37	901747	. PLATE, COVER	1	99	SMS0000308	. BOLT, WHIR	4
38	902474	. ACCUMULATOR	1	100	211561	. FITTING	1
40	903477	. VALVE	1	101	221763W	. WASHER	2
41	903585	. TANK, HYDRAULIC	1	102	R13811189	. LOCKNUT	2
42	R13597	. FITTING	2	103	209501	. FITTING	1
43	R13801972	. FITTING	1				
44	R13804188	. FITTING	1				
45	19071	. FITTING	2				
46	19920	. FITTING	1				
47	28561	. FITTING	1				
48	206322	. FITTING	1				
49	209087	. FITTING	1				
50	209166	. FITTING	1				
51	209161	. FITTING	1				
52	209215	. FITTING	1				
53	209413	. FITTING	2				
54	209417	. FITTING	1				
56	209498	. FITTING	1				
57	21205	. FITTING	1				
58	209757	. FITTING	1				
59	209759	. FITTING	1				

* SEE PAGE 28

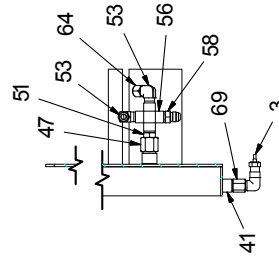
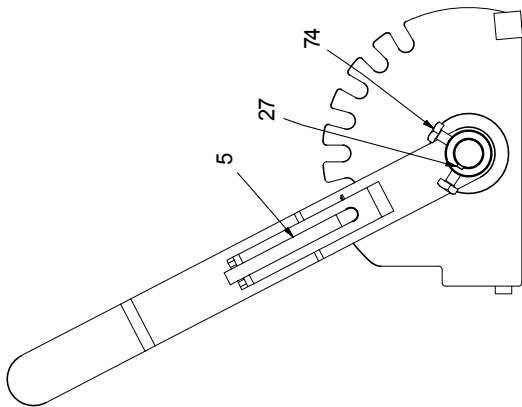
** SEEPAGE 56



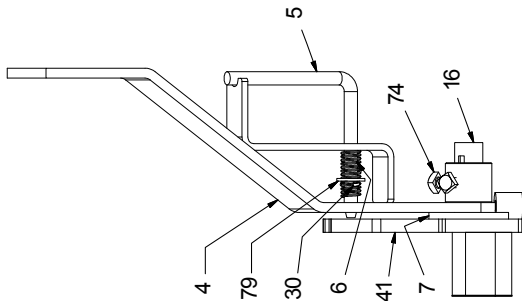
HYDRAULIC PTO TANK (3 OF 3)



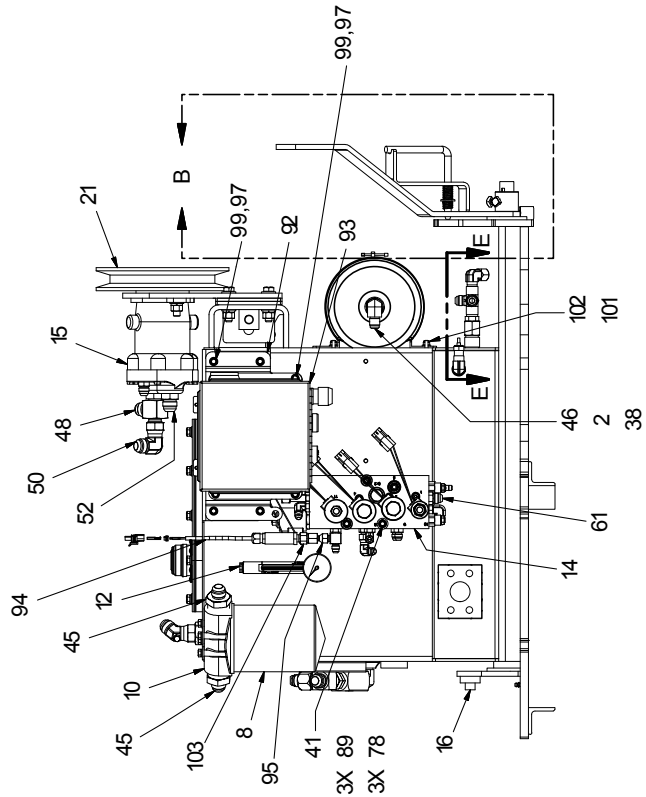
MANIFOLD ASSY.
WITH WEATHER PACK



SECTION E-E



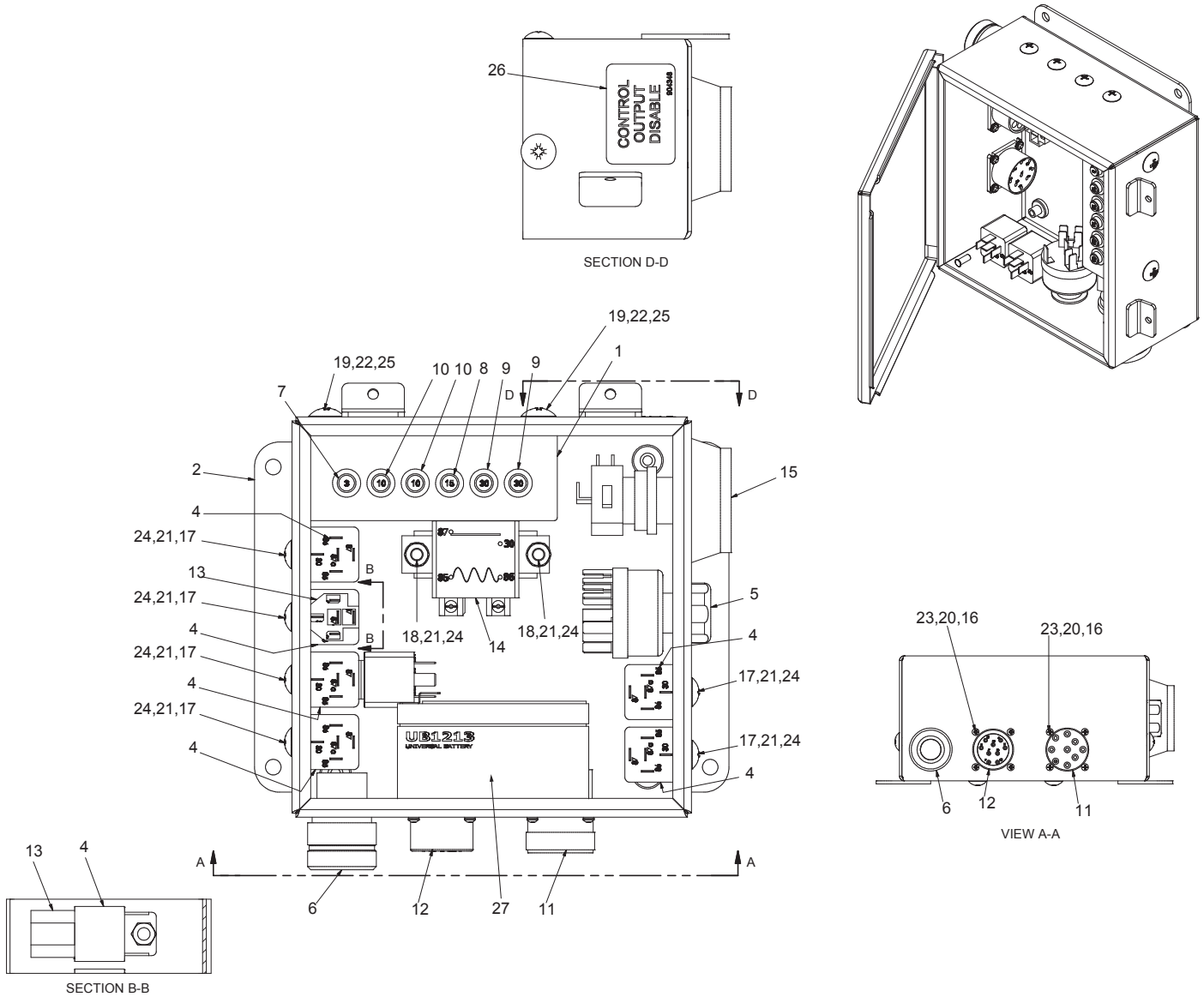
DETAIL B



VIEW N-N

INTENTIONALLY LEFT BLANK

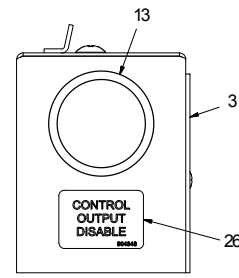
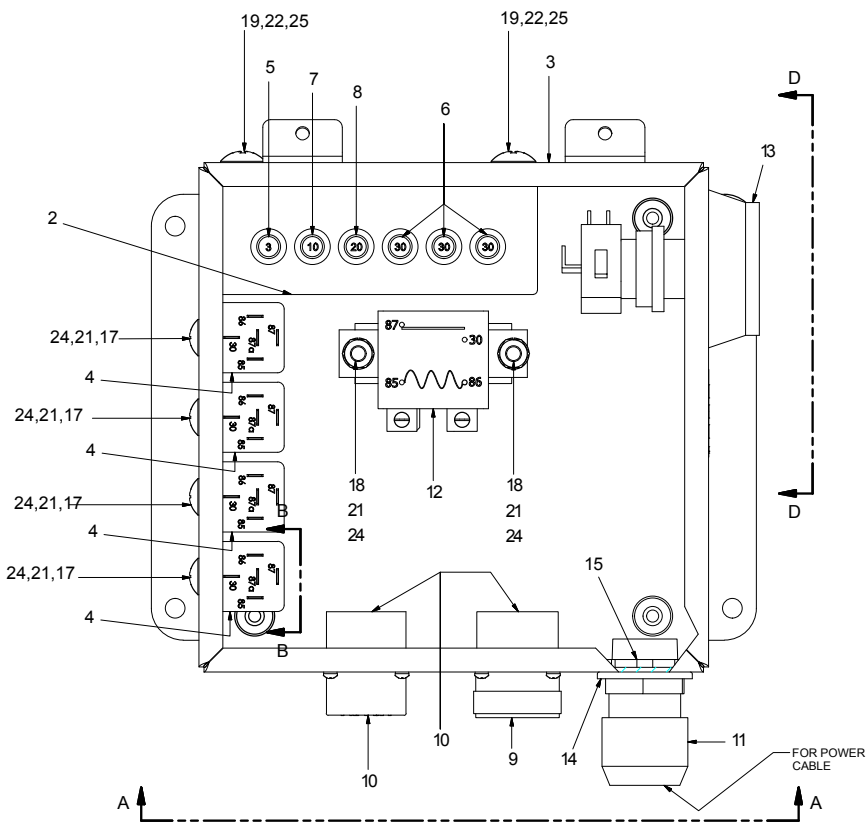
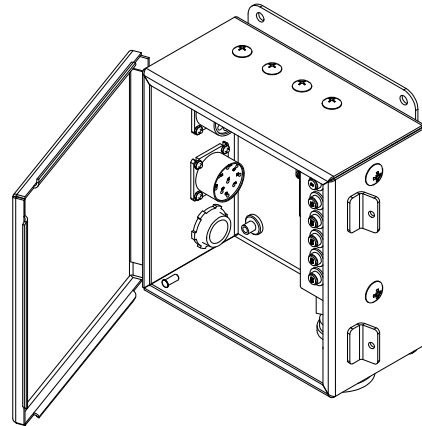
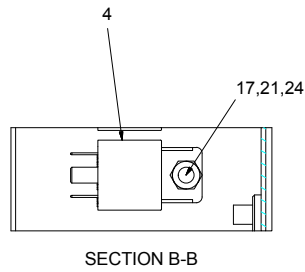
IQAN RELAY BOX ASSEMBLY (ENGINE BALER)



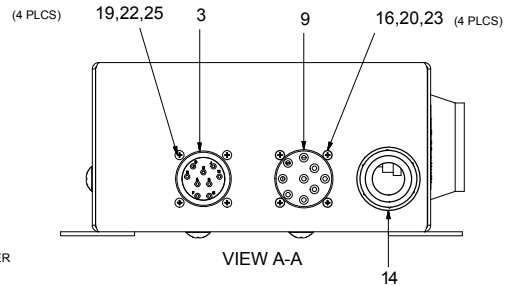
IQAN RELAY BOX ASSEMBLY (ENGINE BALER)

REF NO.	PART NO.	DESCRIPTION	QTY. USED
903874 BOX ASSEMBLY,RELAY			
1	903871	. BRACKET	1
2	903873	. BOX ,ELEC	1
3	903887	. WIRING HARNESS	1
4	R4510197	. RELAY	6
5	SWI0001140	. SWITCH, IGNITION	1
6	24841	. CONNECTOR, CORD	1
7	223063	. CIRCUIT BREAKER	1
8	223067	. CIRCUIT BREAKER	1
9	223069	. CIRCUIT BREAKER	2
10	229306	. CIRCUIT BREAKER	2
11	238716	. RECEPTACLE	1
12	241780	. RECEPTACLE	1
13	246143	. RELAY SOCKET	1
14	252619	. RELAY	1
15	256306	. BUTTON, PUSH	1
16	SMR4403750	. MACHINE SCREW	8
17	027-1007	. MACHINE SCREW	6
18	SMT0001003	. MACHINE SCREWEW	2
19	SMT0000200	. MACHINE SCREW	2
20	WLK0000004	. LOCKWASHER	8
21	R13812512	. LOCKWASHER	8
22	R13812513	. LOCKWASHER	2
23	NCH0000440	. HEX NUT	8
24	221703W	. HEX NUT	8
25	221705W	. HEX NUT	2
26	904348	. DECAL	1
27	905131	. BATTERY	1

IQAN RELAY BOX (HYDRO BALER)



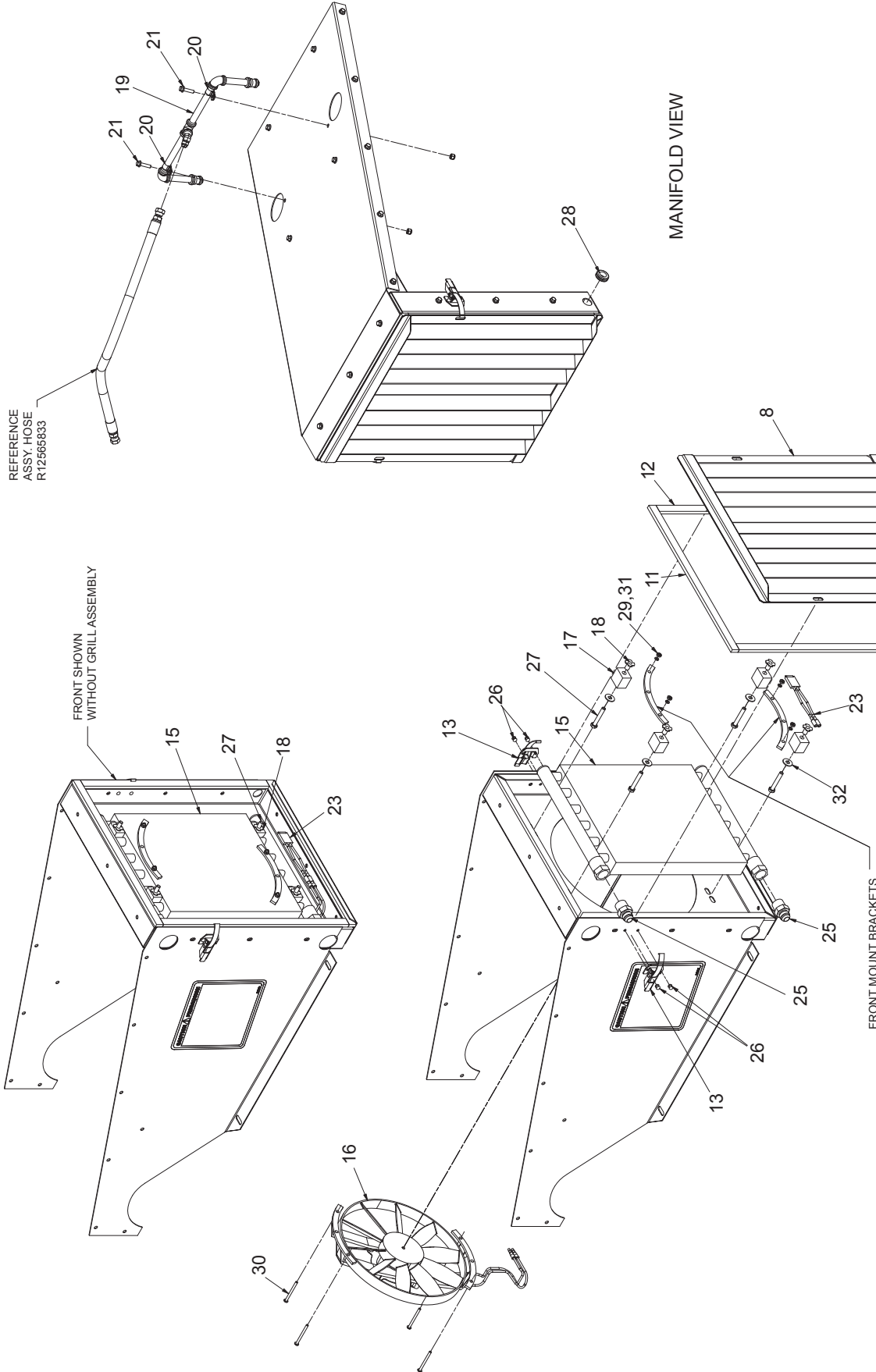
VIEW D-D



IQAN RELAY BOX (HYDRO BALER)

REF NO.	PART NO.	DESCRIPTION	QTY. USED	REF NO.	PART NO.	DESCRIPTION	QTY. USED
	904059	IQAN RELAY BOX ASSEMBLY		14	231044	. SELA, RING	1
1	904060	. WIRE HARNESS, IQAN RELAY BOX	1	15	NMS0000109	. LOCKNUT, CONDUIT	1
2	903871	. BRACKET	1	16	SMR4403750	. SCREW	8
3	904058	. BOX	1	17	027-1007	. SCREW	4
4	R4510197	. RELAY	4	18	SMT0001003	. SCREW	2
5	223063	. CIRCUIT BREAKER	1	19	SMT0000200	. SCREW	2
6	223069	. CIRCUIT BREAKER		20	WLK0000004	. WASHER	8
7	229306	. CIRCUIT BREAKER	3	21	R13812512	. WASHER	6
8	223377	. CIRCUIT BREAKER	1	22	R13812513	. WASHER	2
9	238716	. RECEPTACLE	1	23	NCH0000440	. NUT	8
10	241780	. RECEPTACLE	1	24	221703W	. NUT	6
11	230839	. CONNECTOR, CORD	1	25	221705W	. NUT	2
12	252619	. RELAY	1	26	904348	. DECAL, CONTROL OUTPUT DISABLE	1
13	256306	. BUTTON, PUSH	1				

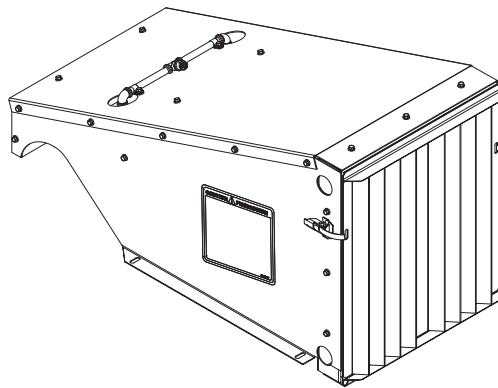
BULLGEAR SHIELD/OIL COOLER SHROUD ASSEMBLY (HYDRO BALER)



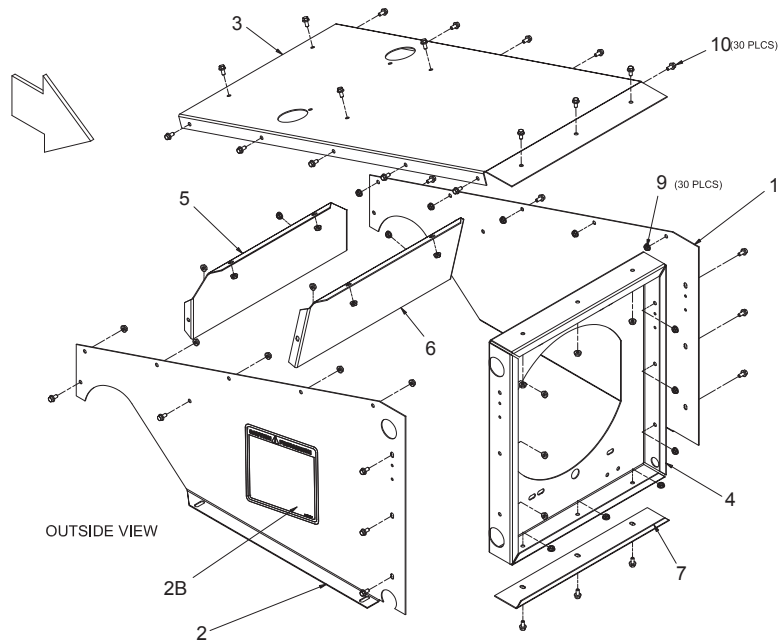
BULLGEAR SHIELD/OIL COOLER SHROUD ASSEMBLY (HYDRO BALER)

REF NO.	PART NO.	DESCRIPTION	QTY. USED	REF NO.	PART NO.	DESCRIPTION	QTY. USED
	904028	BULLGEAR SHD/OIL COOLER SHROUD		15	F000006263	. HEAT EXCHANGER	1
1	SHR036954D	. PLATE, LH SHROUD	1	16	901524	. FAN	1
2	903280	. PLATE, RH SHROUD W/ DECAL	1	17	CLR0002094	. MOUNTING BLOCK-OIL COOLER	4
2B	FD00023473	.. DECAL, CAUTION	1	18	CLR0002353	. TEE NUT-OIL COOLER MOUNT	4
3	SHR037306D	. PLATE, TOP SHROUD	1	19*	901573	. MANIFOLD ASSEMBLY	1
4	SHR037305E	. PLATE, SHROUD	1	20	209578	. CLAMP	2
5	SHR037307B	. PLATE, BACK	1	21	SMS0000308	. WHIZ BOLT	2
6	SHR037308B	. PLATE, BAFFLE	1	22	R13811189	. LOCKNUT	2
7	GRL037309B	. PLATE, LWR SUPPORT	1	23	903317	. WIRE HARNESS	1
8	GRL037310E	. GRILL WELDMENT, OIL COOLER	1	25	209891	. FITTING	2
9	09416918	. NUT, SERRATED	30	26	RIV0000604	. RIVET	4
10	SMS0000173	. BOLT, WHIZ	30	27	221474W	. CAPSCREW	4
11	WEA037324A	. WEATHER STRIP	2	28	256328	. GROMMET	1
12	WEA037325A	. WEATHER STRIP	2	29	R13812544	. HEX NUT	4
13	CLP0000130	. HOOK-TYPE FASTENER	2	30	SMR1320225	. MACHINE SCREW	4
				31	R13806992	. LOCKWASHER	4
				32	223428	. WASHER, FLAT	4

* SEE PAGE 60

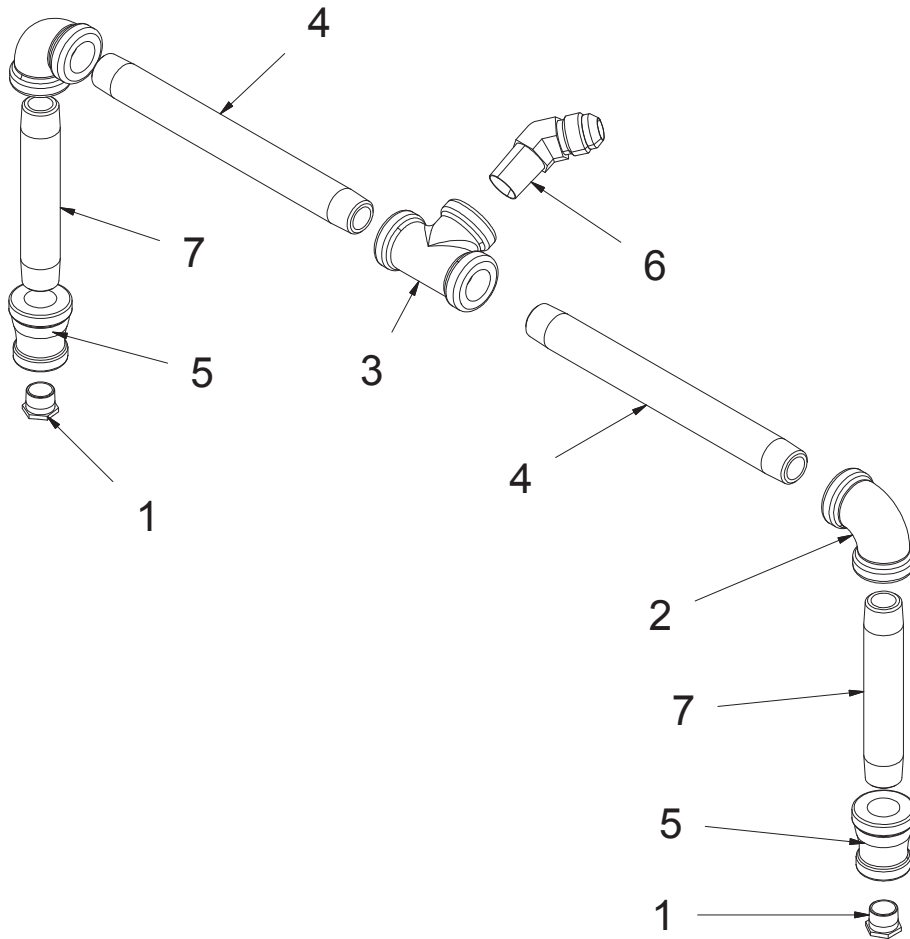


FRONT



OUTSIDE VIEW

BULLGEAR LUBER MANIFOLD ASSEMBLY (HYDRO BALER)

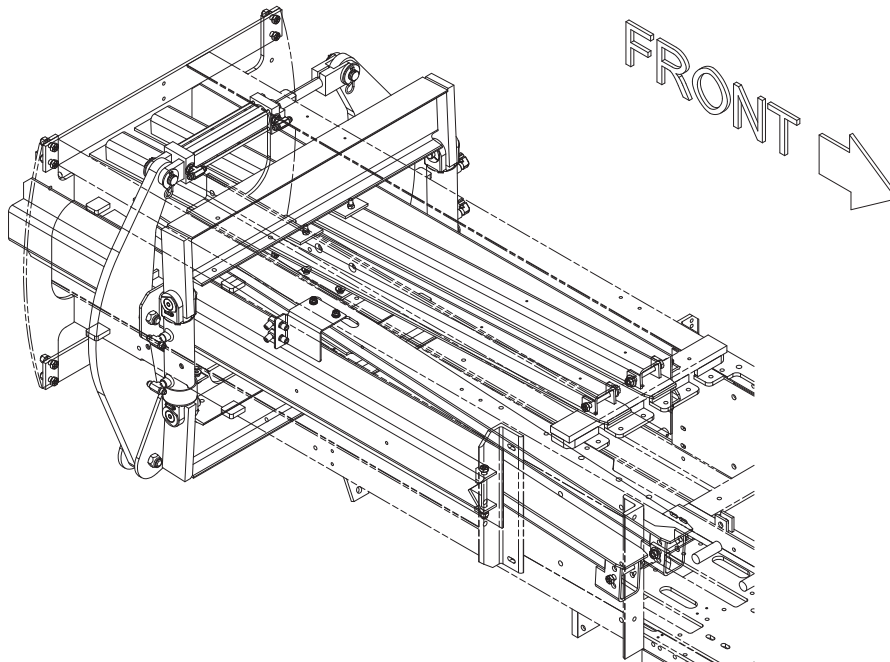
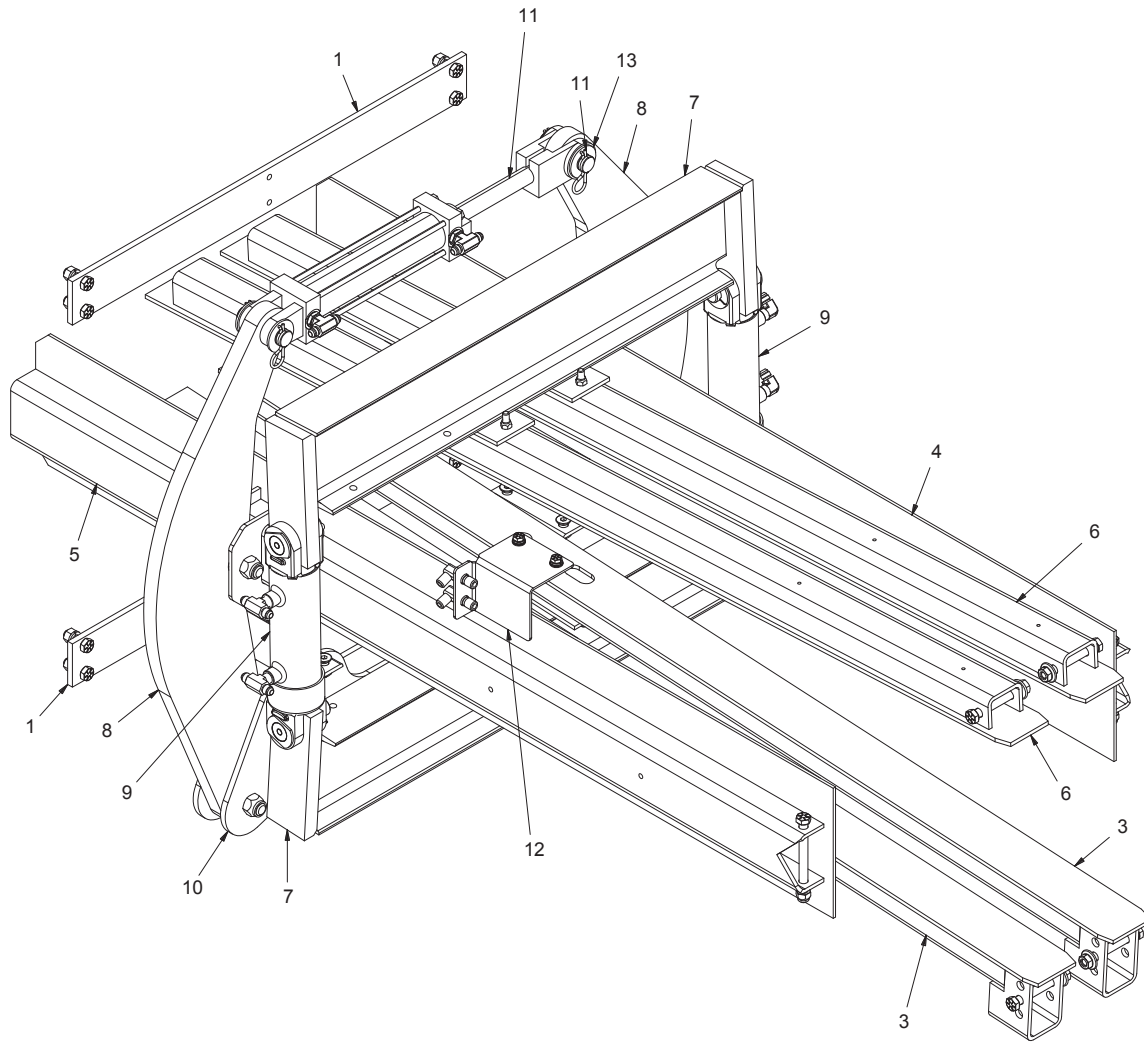


BULLGEAR LUBER MANIFOLD ASSEMBLY (HYDRO BALER)

REF NO.	PART NO.	DESCRIPTION	QTY. USED
	901573	MANIFOLD ASSEMBLY	
1	LUB0323060	. VALVE	2
2	PPE0014000	. FITTING	2
3	PPE0040250	. TEE, PIPE	1
4	PPE2505000	. FITTING, GREASE	2
5	PPE0000001	. FITTING	2
6	209794	. FITTING	1
7	00121209	. NIPPLE, PIPE	2

TENSIONING AND REAR MOUNTS

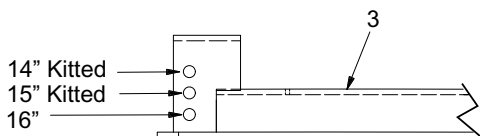
(1 OF 4)



TENSIONING AND REAR MOUNTS

(2 OF 4)

REF NO.	PART NO.	DESCRIPTION	QTY. USED	REF NO.	PART NO.	DESCRIPTION	QTY. USED
		902589 TENSIONING INSTALLATION 16" CHAMBER					
		902590 TENSIONING INSTALLATION 15" KIT CHM					
		905867 TENSIONING INSTALLATION 14" KIT CHM					
				19	R13811085	. CAPSCREW	4
1	PLT0035077	. BAR,UPPER	2	20	R13801857	. CAPSCREW	2
3	TNS0034362	. RAIL,BTM TENSION	2	21	221662W	. CAPSCREW	2
4	TNS036528D	. TENSION RAIL,LH	1	22	221664W	. CAPSCREW	2
5	TNS036527D	. TENSION RAIL,RH	1	23	Y09G-0820	. CAPSCREW	8
6	TNS0022284	. TENSION RAIL, TOP	2	24	R13802623	. FLAT WASHER	20
7	TNS036531E	. TENSION RAIL & BEAM ASSEMBLY	2	25	234135	. LOCKWASHER	2
8	TNS035803B	. SQUEEZE PLATE ASSEMBLY	2	26	234665	. LOCKWASHER	8
9	CYL0033749	. VERTICAL TENSION CYL	2	27	221711W	. HEX NUT	8
10	YOK036534D	. YOKE,BOTTOM REAR	1	28	237567	. NUT, ESNA	8
11	F000006519	. HYDRAULIC CYLINDER	1	29	223587	. NUT, ESNA	2
12	BKT037356B	. BRACKET	1	30	235461	. NUT, ESNA	4
13	ZZ00000218	. BUSHING	A/R	31	R13804125	. LOCKNUT	4
15	ZZ00000219	. BUSHING	A/R	32	NMS0000252	. WHIZ NUT	8
16	162572W	. CAPSCREW	2	33	R14293	. FITTING	2
17	Y17C-0624	. CAPSCREW (FOR 16" CHAMBER KIT)	8	34	209410	. FITTING	2
17A	180959W	. CAPSCREW (FOR 15" CHAMBER KIT)	4	35	23581	. FITTING	2
17B	221518W	. CAPSCREW (FOR 14" CHAMBER KIT)	4	36	24229	. FITTING	2
18	200454W	. CAPSCREW	8	37*	-----	. BAR, SPACER	*

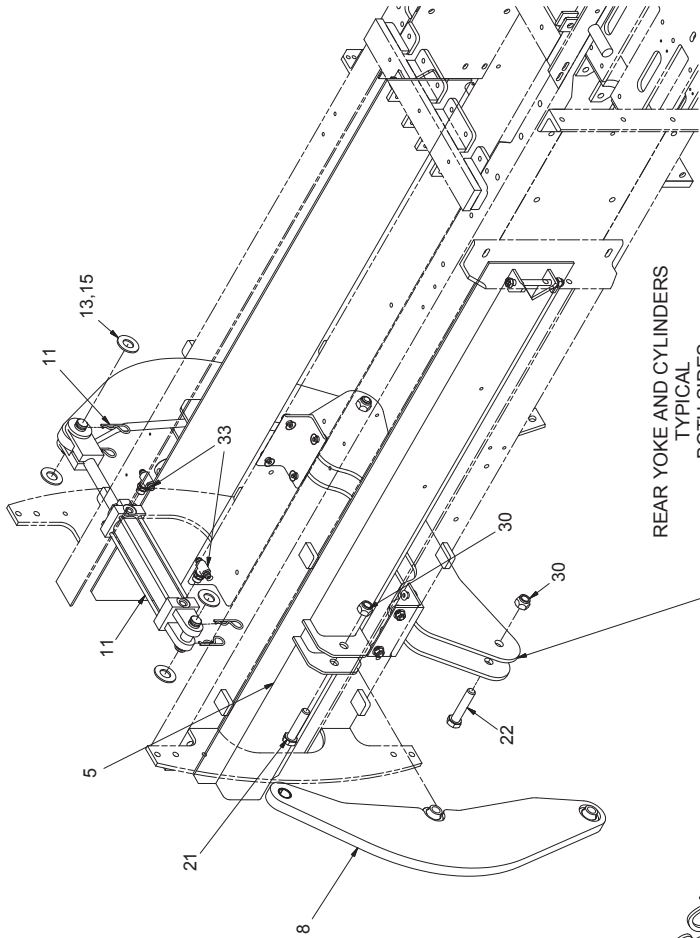


* See Chart

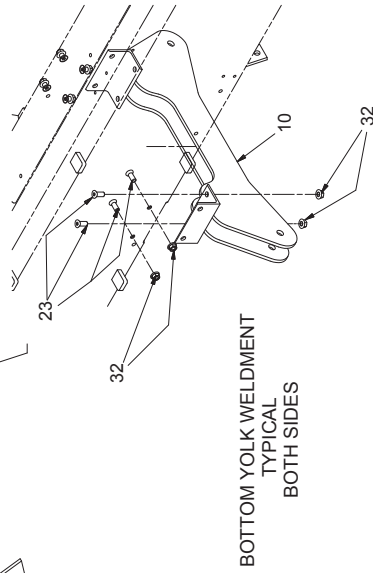
	SIDE PLATE	ITEM 37	ITEM 37 QTY
16"	902589 EC	-----	--
15"	902590 C	SPC0035591	2
14"	905867 -	SPC0035591	4

TENSIONING AND REAR MOUNTS

(3 OF 4)

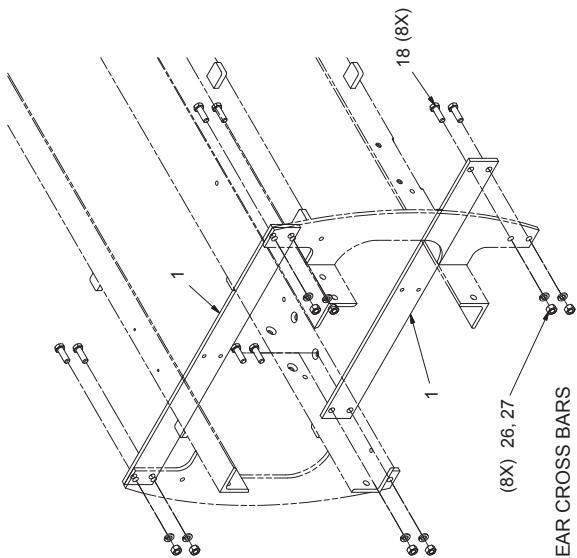


REAR YOKE AND CYLINDERS
TYPICAL
BOTH SIDES

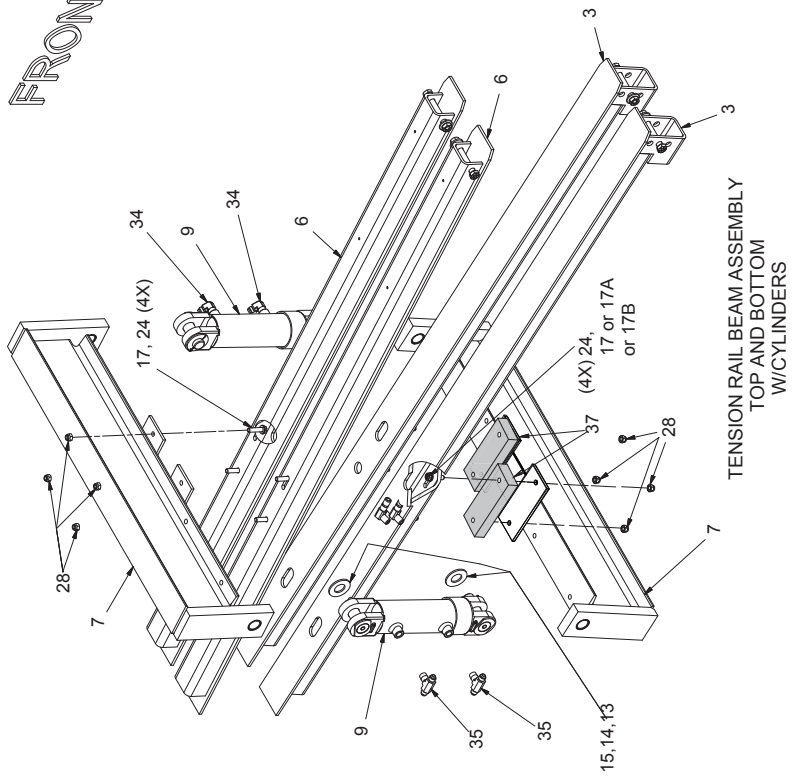


BOTTOM YOLK WELDMENT
TYPICAL
BOTH SIDES

FRONT



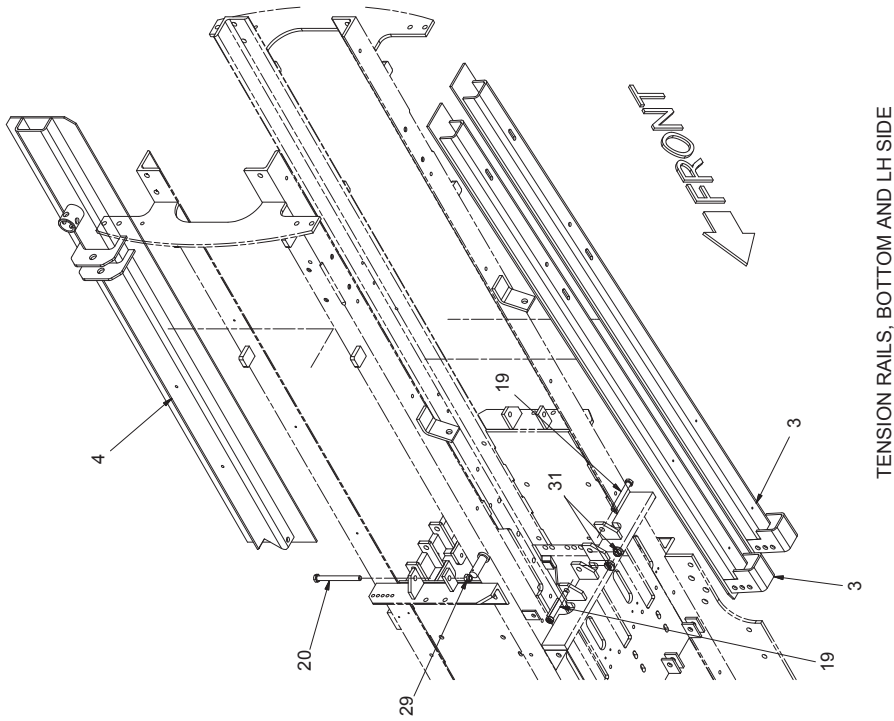
REAR CROSS BARS



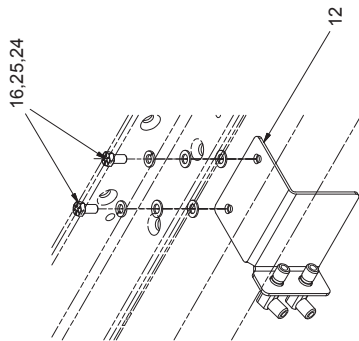
TENSION RAIL BEAM ASSEMBLY
TOP AND BOTTOM
W/CYLINDERS

TENSIONING AND REAR MOUNTS

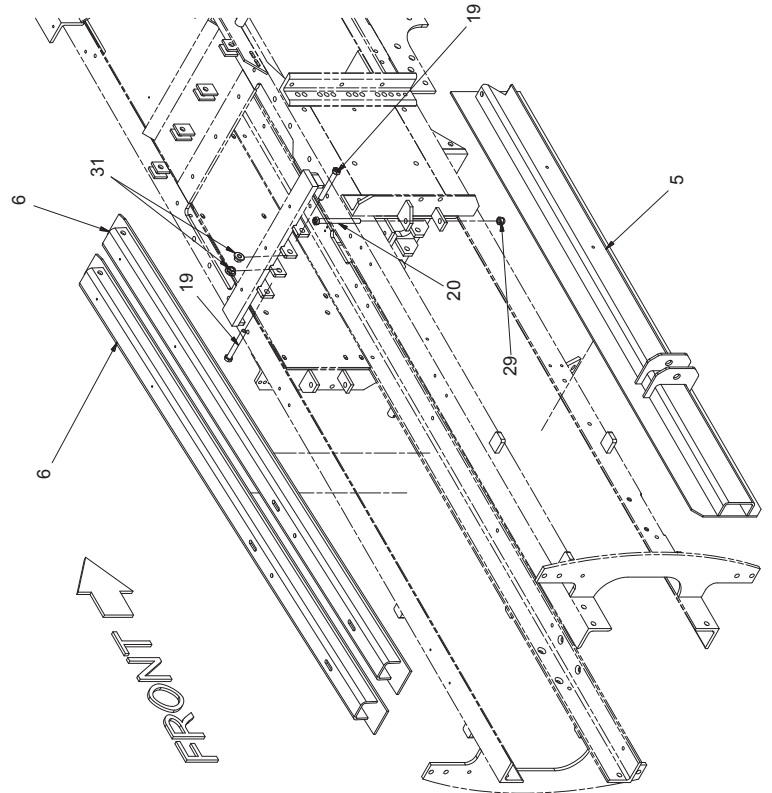
(4 OF 4)



TENSION RAILS, BOTTOM AND LH SIDE

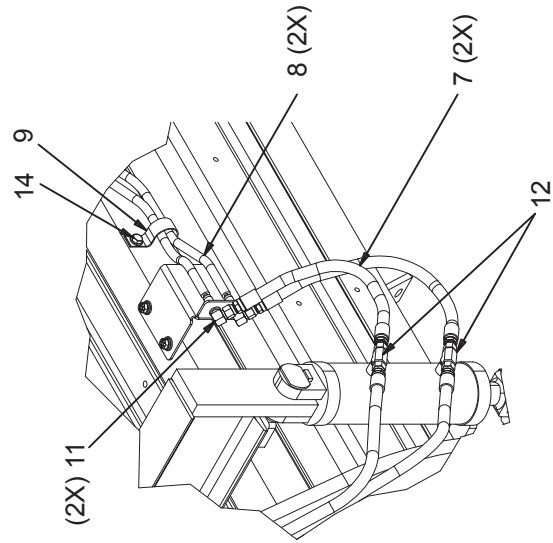


BULKHEAD FITTINGS BRACKET

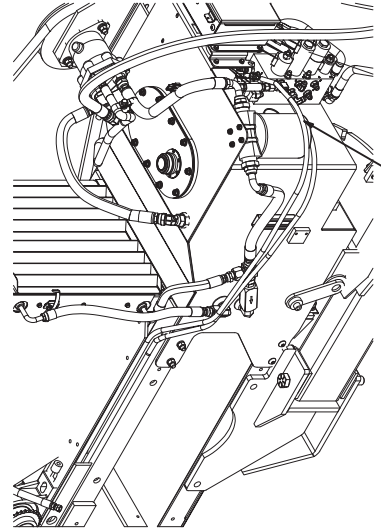


TENSION RAILS, TOP AND RH SIDE

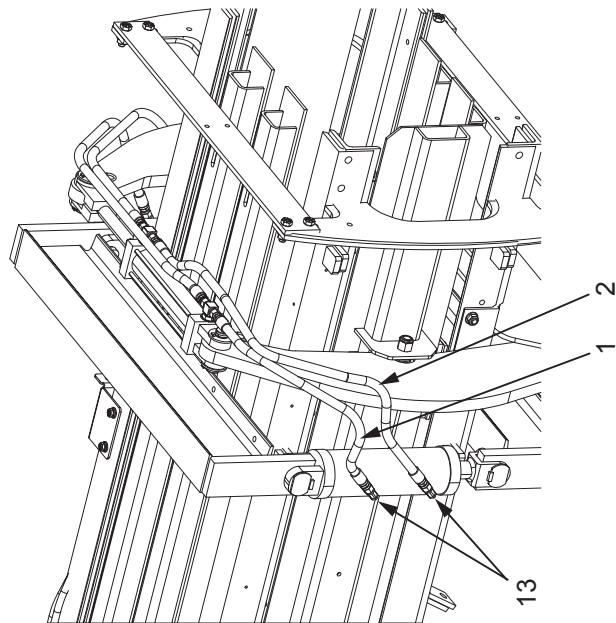
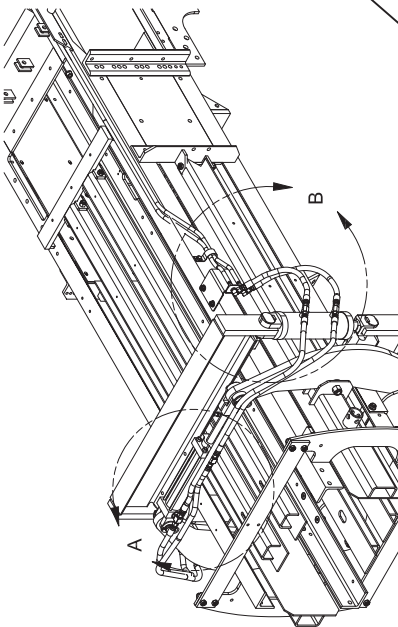
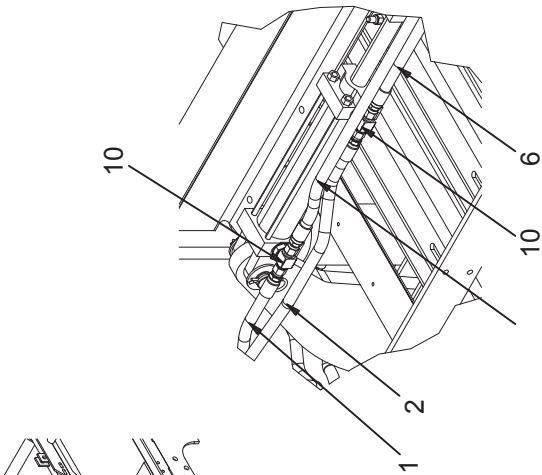
TENSIONING HOSE INSTALLATION



DETAIL B

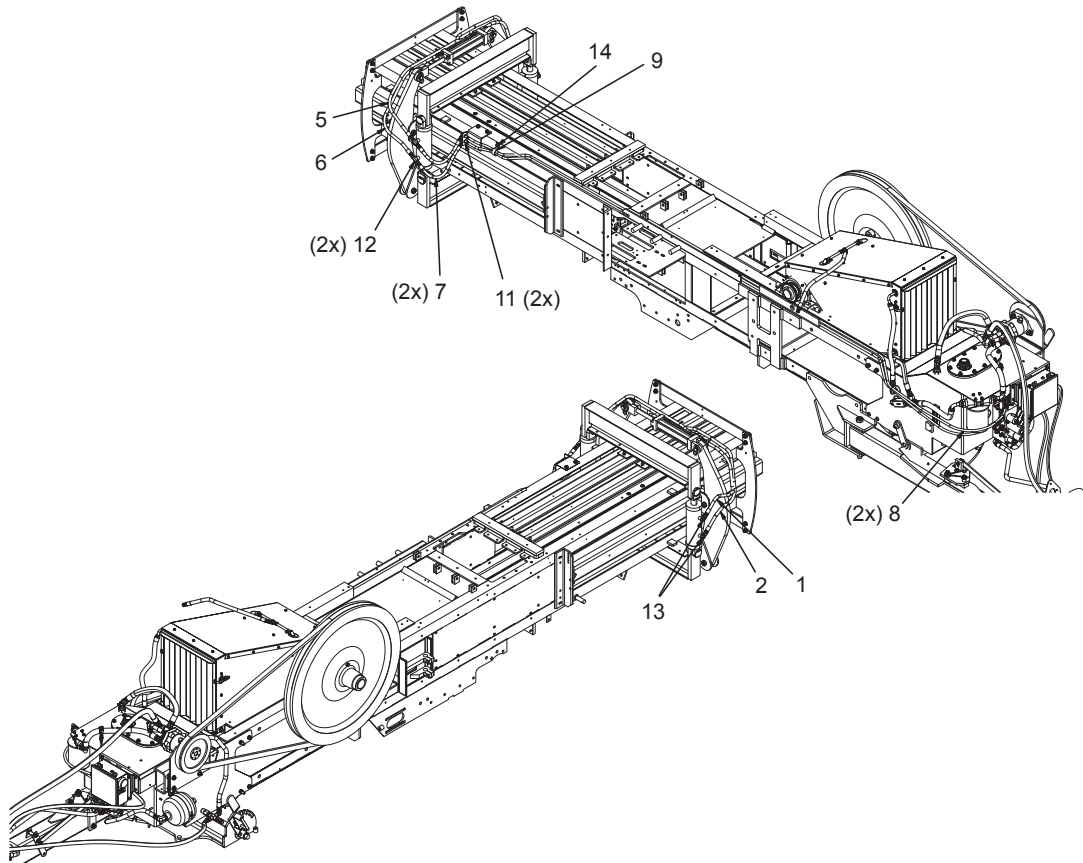


DETAIL A

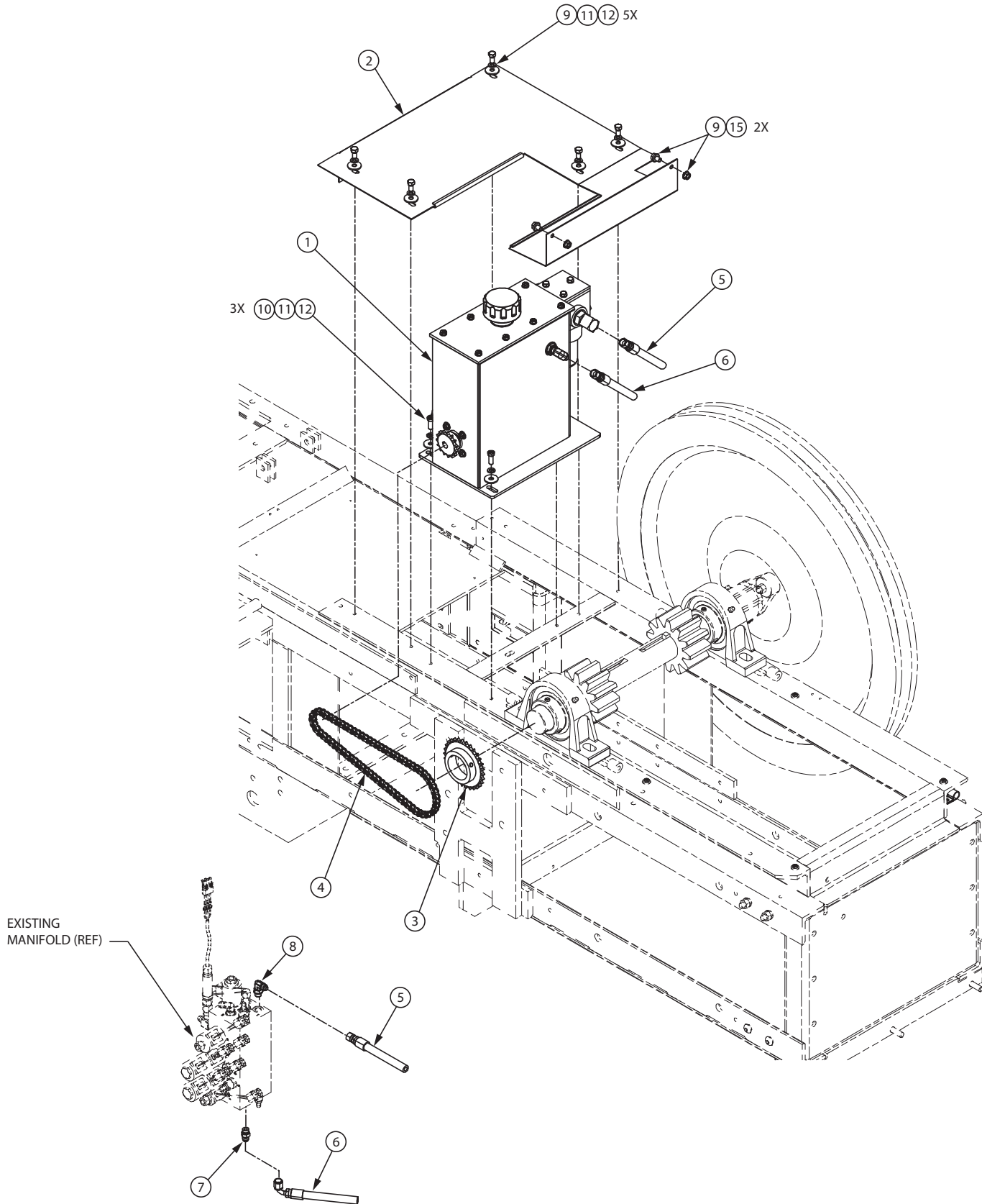


TENSIONING HOSE INSTALLATION

REF NO.	PART NO.	DESCRIPTION	QTY. USED
	902823	TENSIONING HOSES INSTALLATION	
1	23955	. HOSE ASSEMBLY	1
2	25363	. HOSE ASSEMBLY	1
4	HSP0000004	. HOSE PROTECTOR	3
5	245285	. HOSE ASSEMBLY	1
6	245873	. HOSE ASSEMBLY	1
7	R12565833	. HOSE ASSEMBLY	2
8	HOS036659A	. HOSE ASSEMBLY	2
9	CLP0000165	. STRAP	1
10	R14293	. FITTING	2
11	HYD5525030	. FITTING	2
12	23581	. FITTING	2
13	209410	. FITTING	2
14	174413W	. SCREW	1



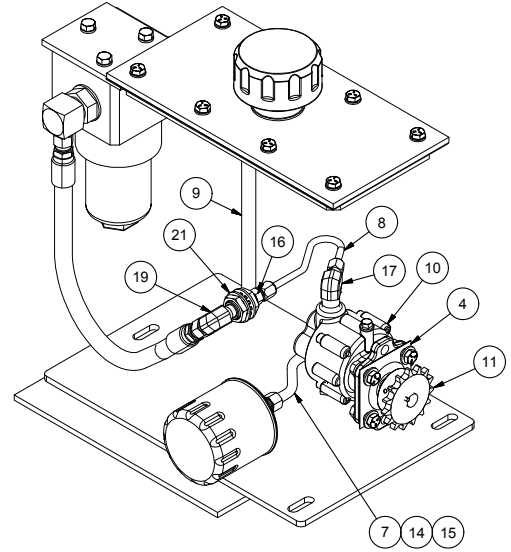
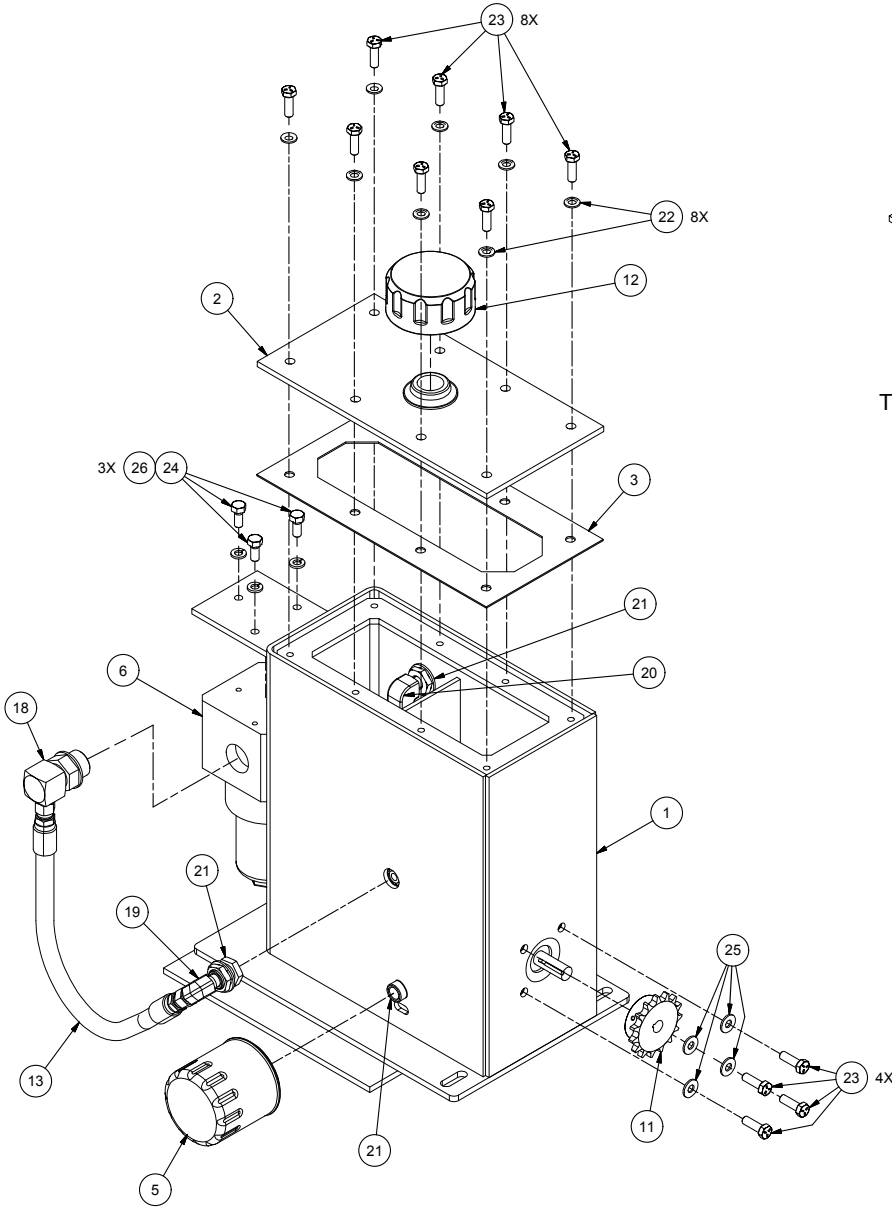
TENSIONING CONTROL KIT INSTALLATION



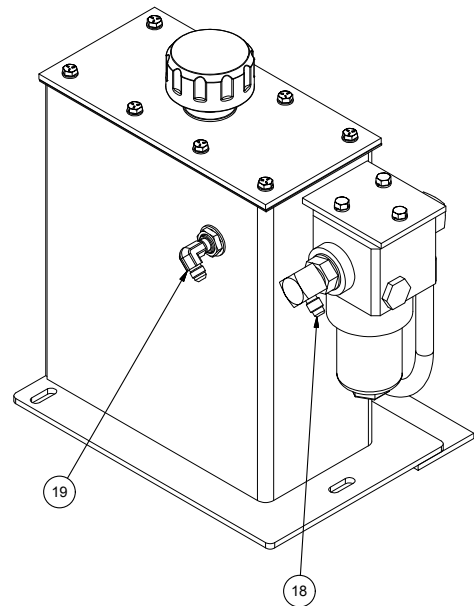
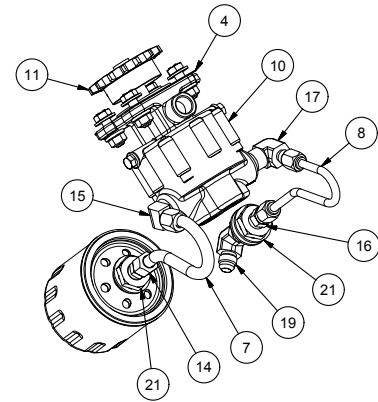
TENSION CONTROL KIT INSTALLATION

REF NO.	PART NO.	DESCRIPTION	QTY. USED
	904852	KIT,TENSION CONTROL TANK	
1	904840	. TANK ASSEMBLY	1
2	904854	. SHIELD ASSEMBLY	1
3	SPK0004030	. SPROCKET	1
4	FT00000556	. TENSION CONTROL DRIVE CHAIN	1
5	238879	. PRESSURE HOSE ASSEMBLY	1
6	245287	. RETURN HOSE ASSEMBLY	1
7	211560	. FITTING	1
8	R13801972	. FITTING	1
9	16597W	. CAPSCREW	7
10	16805W	. CAPSCREW	3
11	234135	. LOCKWASH	8
12	R13802623	. FLAT WASHER	8
13	249329	. CABLE TIE (AS REQ'D)	12
14	209588	. CLIP, INSUL (AS REQ'D)	6
15	-----	. NUT	2

TENSIONING CONTROL TANK ASSEMBLY



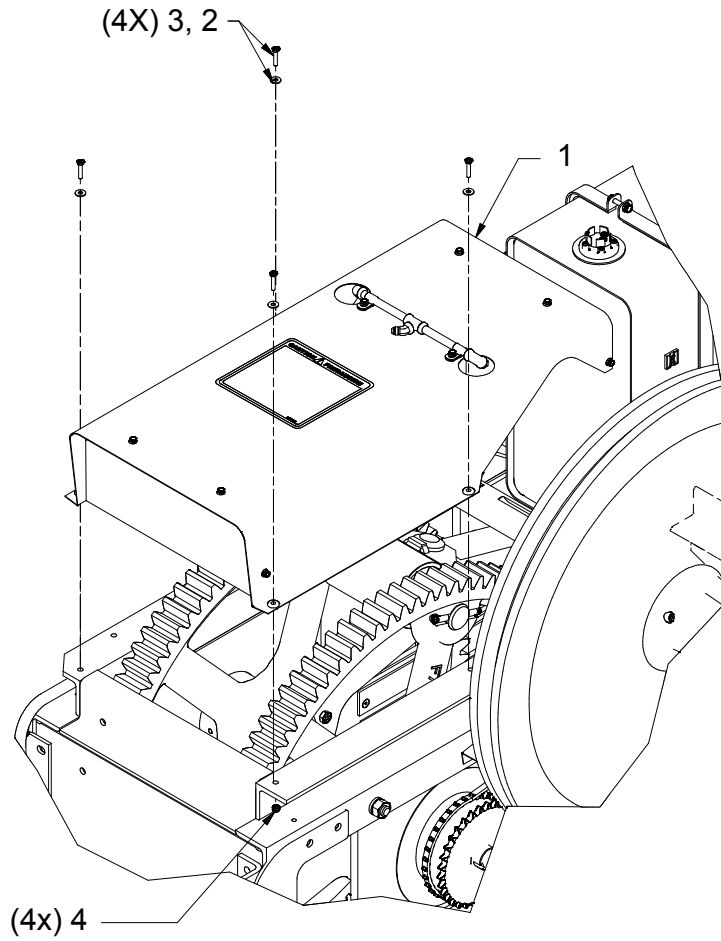
TANK SHOWN WITHOUT SIDE & FRONT PLATE



TENSIONING CONTROL TANK ASSEMBLY

REF NO.	PART NO.	DESCRIPTION	QTY. USED
	904840	TANK ASSEMBLY	
1	904841	. TANK WELDMENT	1
2	904847	. LID WELDMENT	1
3	904850	. GASKET,TANK	1
4	FT00000548	. GASKET	1
5	FT00000546	. FILTER, PUMP	1
6	252800	. FILTER ASSEMBLY	1
2	52801	.. FILTER ELEMENT	1
7	903652	. TUBE,FILTER LINE	1
8	903653	. TUBE ASSEMBLY	1
9	904851	. PIPE,RETURN	1
10	258727	. PUMP, GEAR	1
11	FT00000555	. DRIVE SPROCKET	1
12	FT00000530	. FILLER BREATHER	1
13	237824	. HOSE ASSEMBLY	1
14	HYD0068030	. FITTING	1
15	258728	. FITTING	1
16	209752	. FITTING	1
17	15280	. FITTING	1
18	234144	. FITTING	2
19	209409	. FITTING	2
20	223638	. FITTING	1
21	FT00000549	. FITTING	3
22	214479	. SEAL	8
23	18497W	. CAPSCREW	12
24	R13801791	. CAPSCREW	3
25	WAS0725002	. WASHER, COPPER	4
26	R13812513	. LOCK WASHER	3

BULLGEAR SHIELD INSTALLATION (ENGINE BALER)

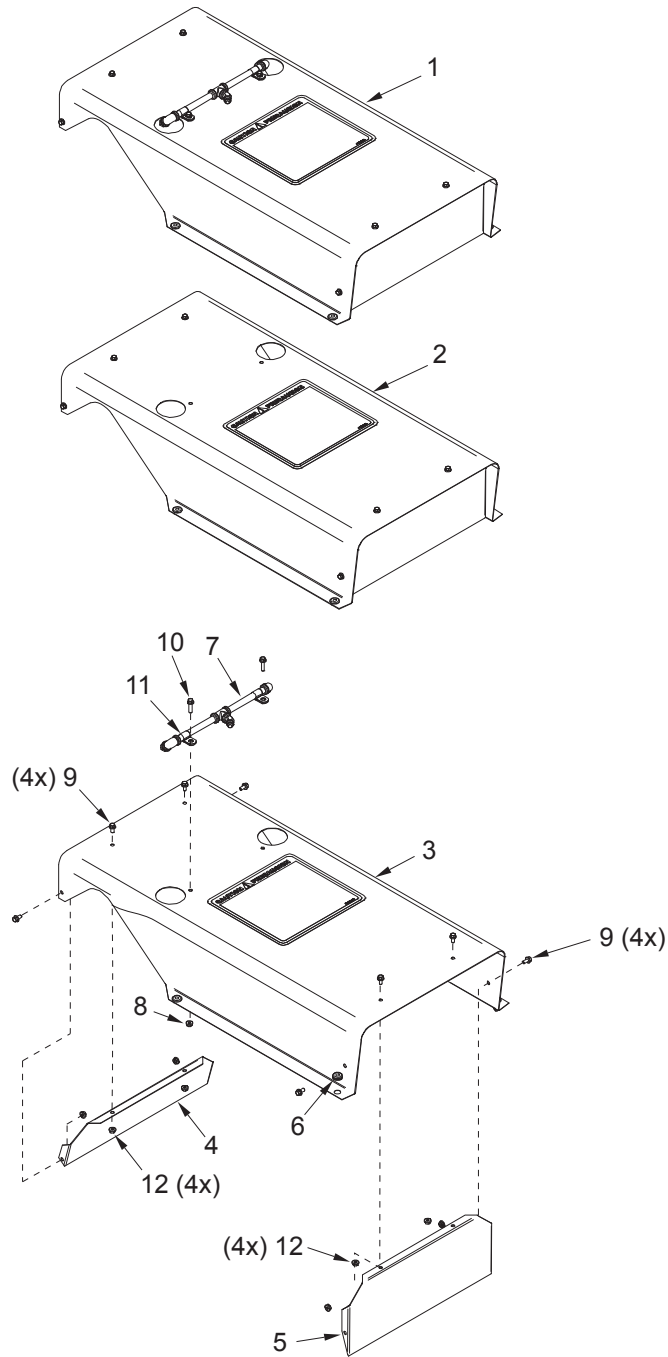


BULLGEAR SHIELD INSTALLATION (ENGINE BALER)

REF NO.	PART NO.	DESCRIPTION	QTY. USED
1 *	904024	SHIELD ASSEMBLY	1
2	18466W	CAPSCREW	4
3	R13802619	WASHER	4
4	R13811189	LOCKNUT	4

* SEE PAGE 70

BULLGEAR SHIELD WITH LUBER ASSEMBLY (ENGINE BALER)

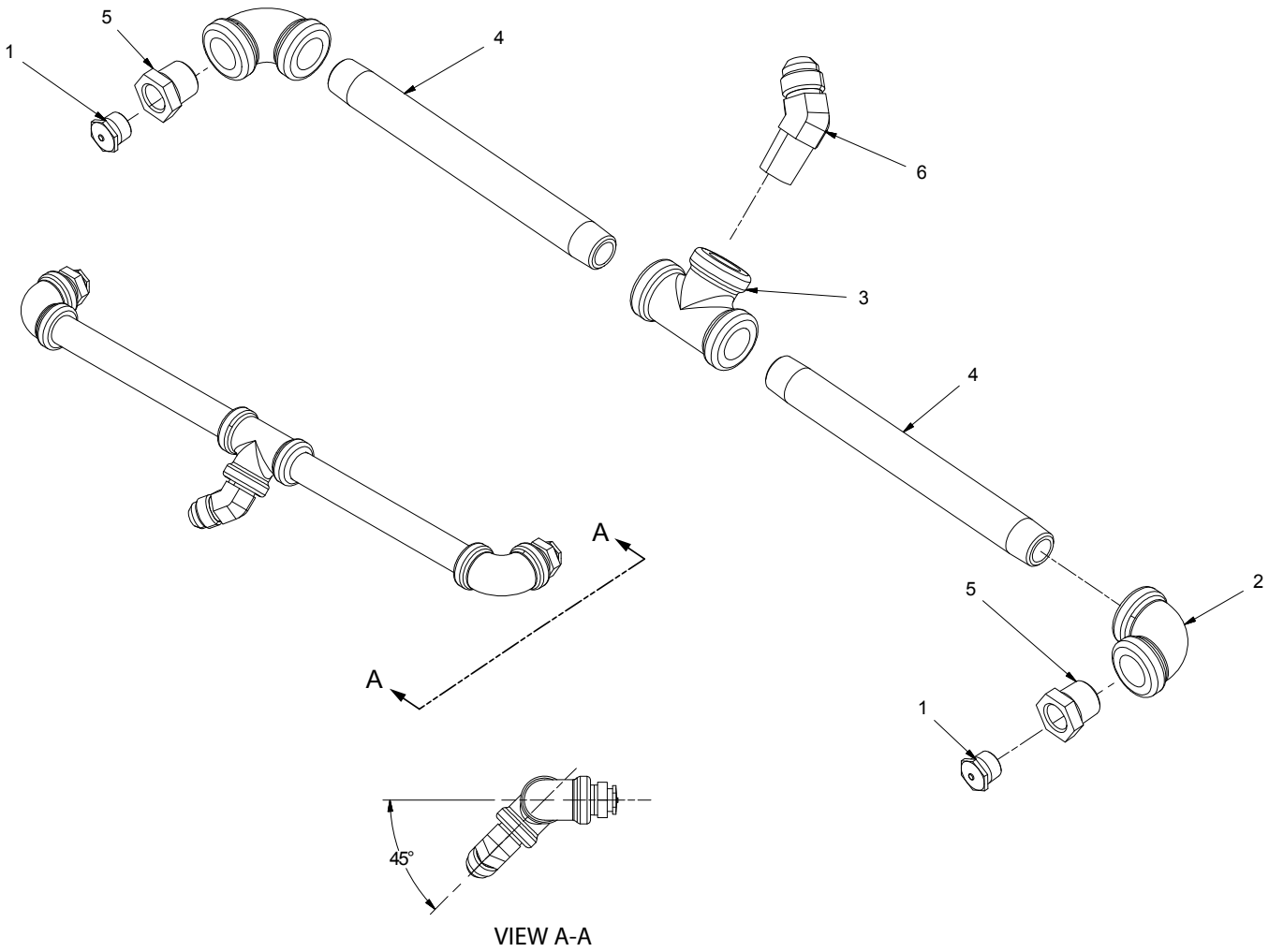


BULLGEAR SHIELD WITH LUBER ASSEMBLY (ENGINE BALER)

REF NO.	PART NO.	DESCRIPTION	QTY. USED
1	904024	SHIELD ASSY BULLGEAR W/LUBER	1
2	904025	. SHIELD ASSY, BULLGEAR & DECAL	1
3	903474	.. SHIELD & DECAL,BULLGEAR	1
	FD00023473	... DECAL; CAUTION..... (9 1/4 X 10)	1
4	F000008148	.. PLATE, SHIELD BACK	1
5	SHD0008028	.. PLATE, SHIELD FRONT	1
6	F000007550	.. GROMMET F/BULL GEAR SHIELD	4
7*	LUB0070328	.. MANIFOLD ASSY; BULLGEAR LUBER	1
8	R13811189	.. NUT, LOCK	2
9	SMS0000173	.. BOLT, WHIZ	8
10	SMS0000305	.. BOLT, WHIZ	2
11	209578	.. CLAMP	2
12	09416918	.. NUT	8

* SEE PAGE 76

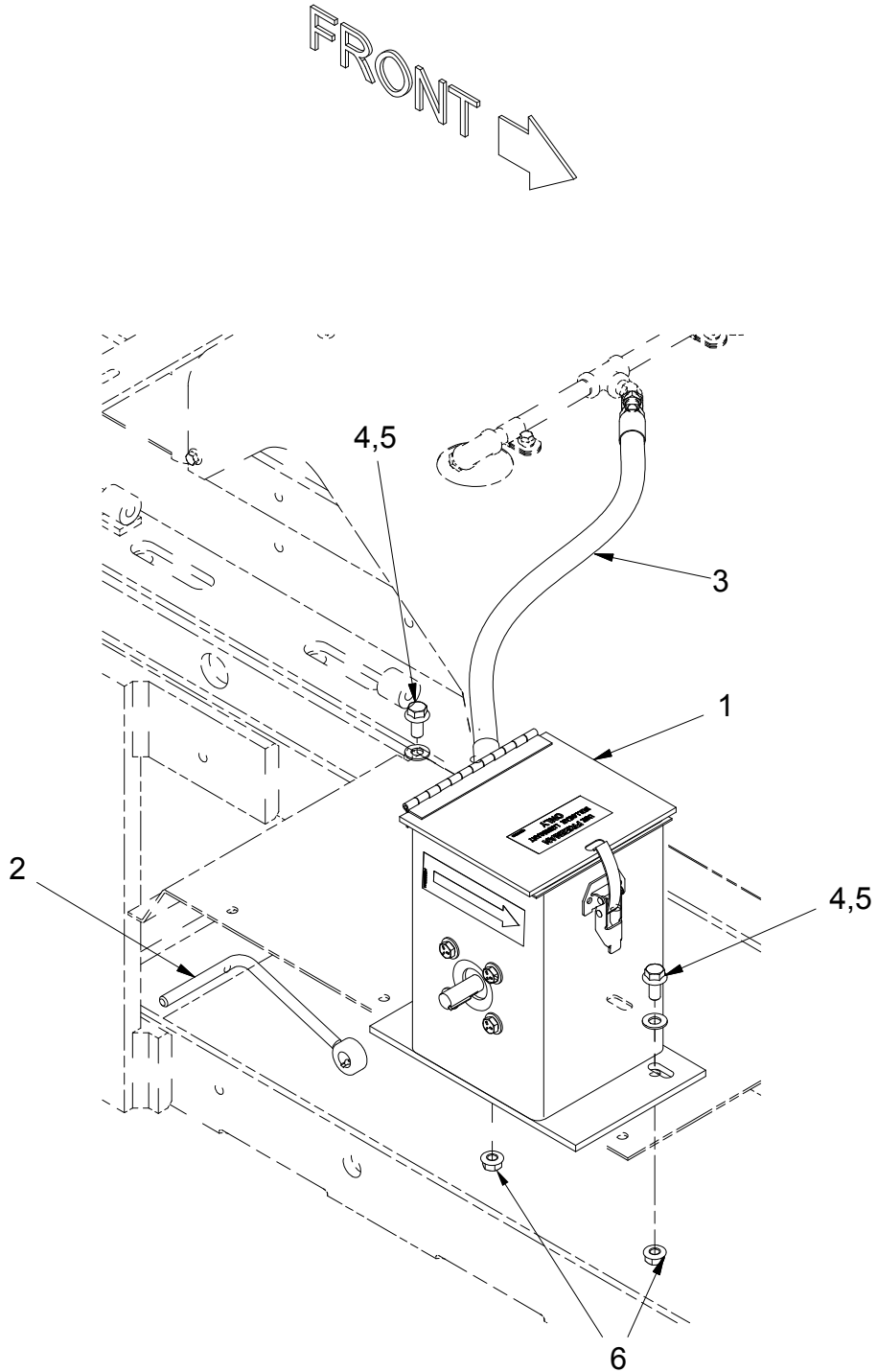
BULLGEAR LUBER Manifold Assembly (ENGINE BALER)



BULLGEAR LUBER MANIFOLD ASSEMBLY (ENGINE BALER)

REF NO.	PART NO.	DESCRIPTION	QTY. USED
	LUB0070328	MANIFOLD ASSEMBLY	
1	LUB0323060	. FITTING, PRESSURE	2
2	PPE0014000	. ELBOW, PIPE	2
3	PPE0040250	. TEE, PIPE	1
4	PPE2505000	. NIPPLE	2
5	209500	. FITTING	2
6	209794	. FITTING	1

BULLGEAR LUBER TANK INSTALLATION

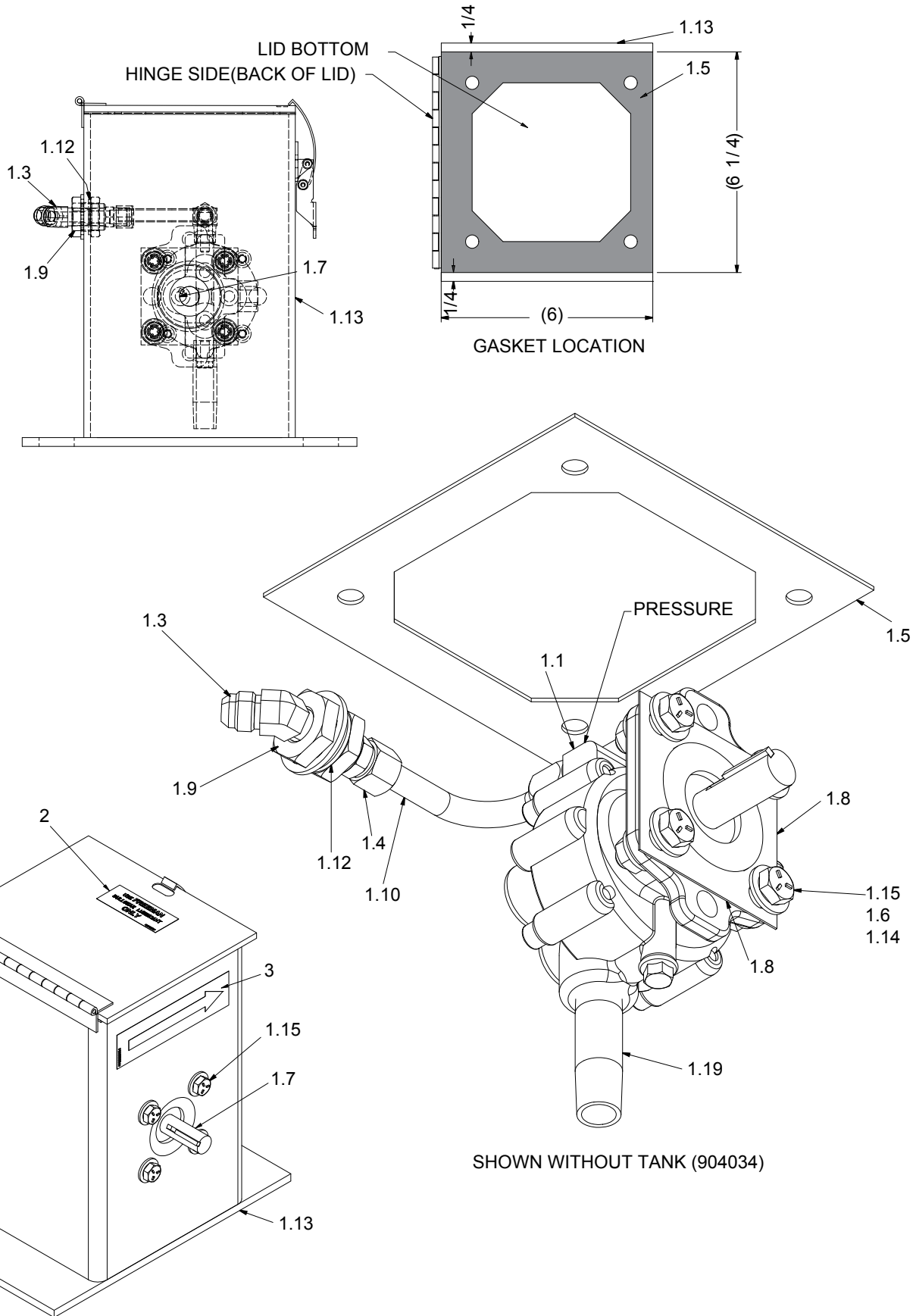


BULLGEAR LUBER TANK INSTALLATION

REF NO.	PART NO.	DESCRIPTION	QTY. USED
	902827	TANK INSTALLATION	
1 *	903327	. TANK & DECAL, LUBER	1
2	CRA0013775	. HANDLE	1
3	R12568533	. HOSE ASSEMBLY	1
4	174413W	. SCREW	2
5	223427	. WASHER	2
6	09411507	. NUT	2

* SEE PAGE 80

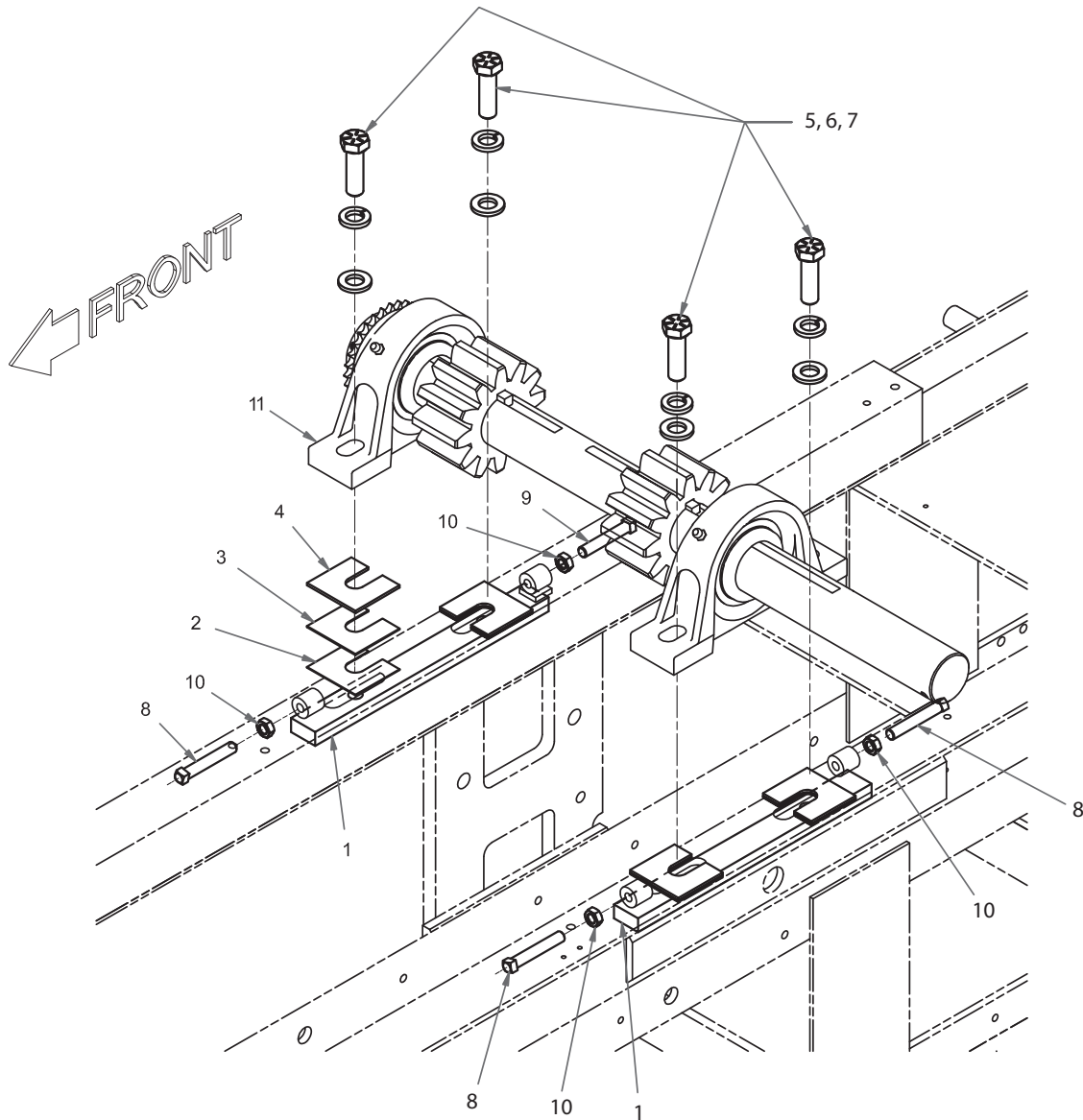
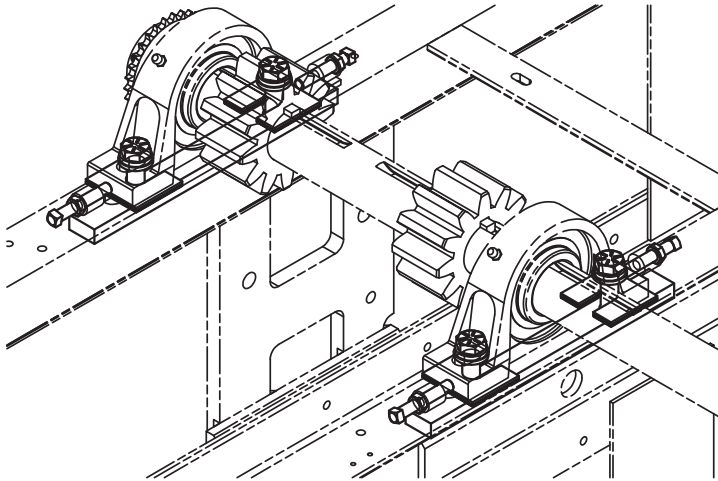
BULLGEAR TANK AND PUMP ASSEMBLY



BULLGEAR TANK AND PUMP ASSEMBLY

REF NO.	PART NO.	DESCRIPTION	QTY. USED
	903327	TANK & DECAL, BULLGEAR LUBER	
1.1	HYD0069033	. FITTING	1
1.3	209794	. FITTING	1
1.4	HYD0068030	. FITTING	1
1.5	903811	. GASKET	1
1.6	WAS0725002	. WASHER, COPPER	4
1.7	FT00000547	. CONTROL, PUMP	1
1.8	FT00000548	. GASKET	1
1.9	FT00000549	. FITTING	1
1.10	903646	. TUBE	1
1.12	FT00000553	. WASHER	1
1.13	904034	. LUBER TANK W/DECALS	1
1.14	00273802	. NUT	4
1.15	18497W	. CAPSCREW	4
1.19	PPE3752500	. NIPPLE	1
2	FD00000020	. DECAL; USE FREEMAN BULLGEAR..	1
3	FD00000044	. DECAL; DIRECTION ARROW	1

PINION SHAFT INSTALLATION



PINION SHAFT INSTALLATION

REF NO.	PART NO.	DESCRIPTION	QTY. USED
0	904879	DIRECTIIONS, BULL/PINION GEAR ADJ.	1
1	BAR0007975	ANCHOR BAR, PINION BEARING	2
2	SHM0800400	SHIM, PINION 20GA	A/R
3	SHM0800401	SHIM, PINION 16 GA	A/R
4*	SHM0800402	SHIM, PINION 10 GA	*
5	221657W	CAPSCREW	4
6	R13812518	WASHER	4
7	R13811457	WASHER	4
8	SQS5003000	SETSCREW	3
9	257958	SETSCREW	1
10	234218	NUT, JAM	4
11**	902112	PINION SHAFT ASSY	1

*16" CHAMBERS, QTY = A/R

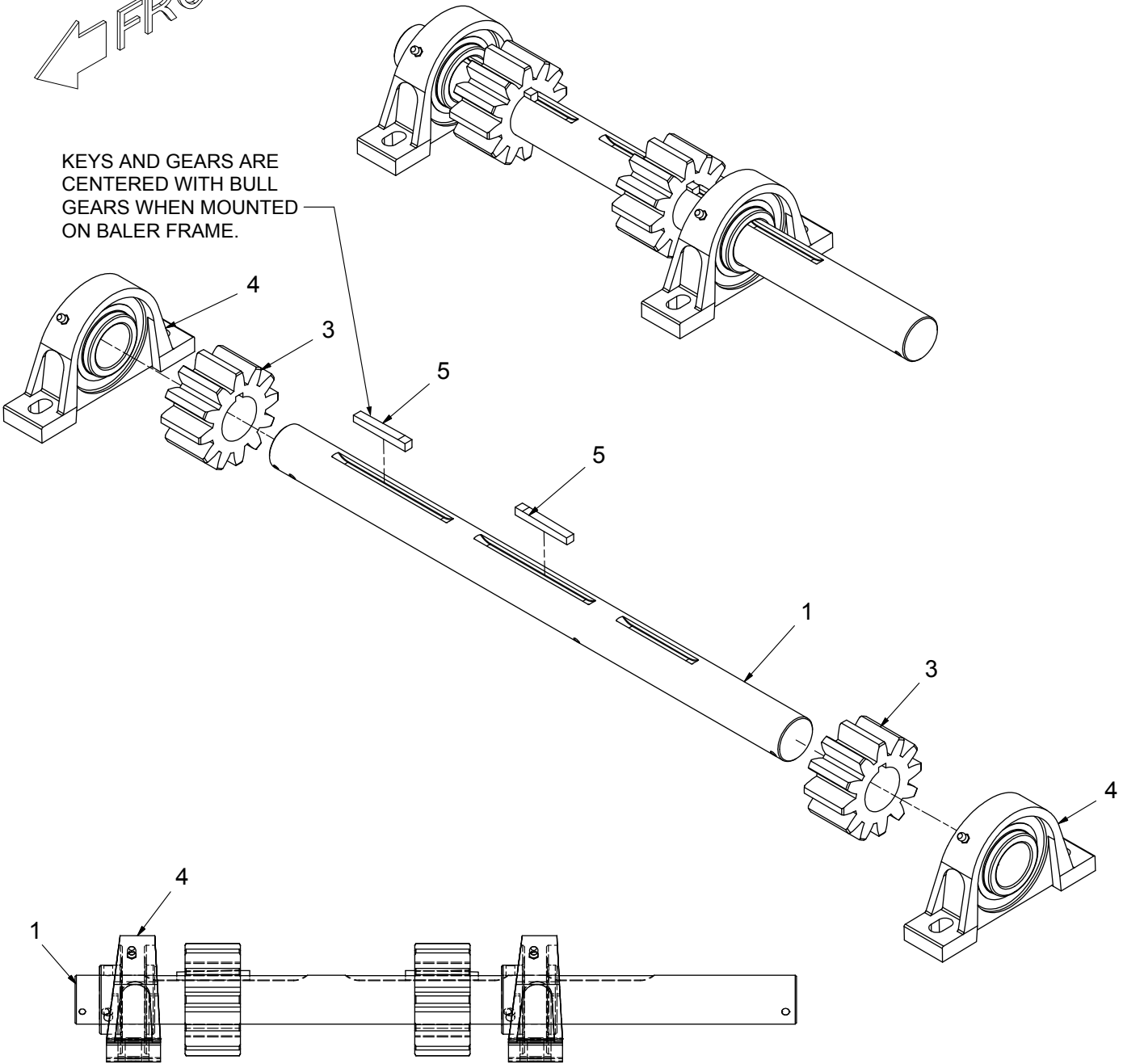
*15" CHAMBERS, QTY = 4

**SEE PAGE 84

PINION SHAFT ASSEMBLY

FRONT

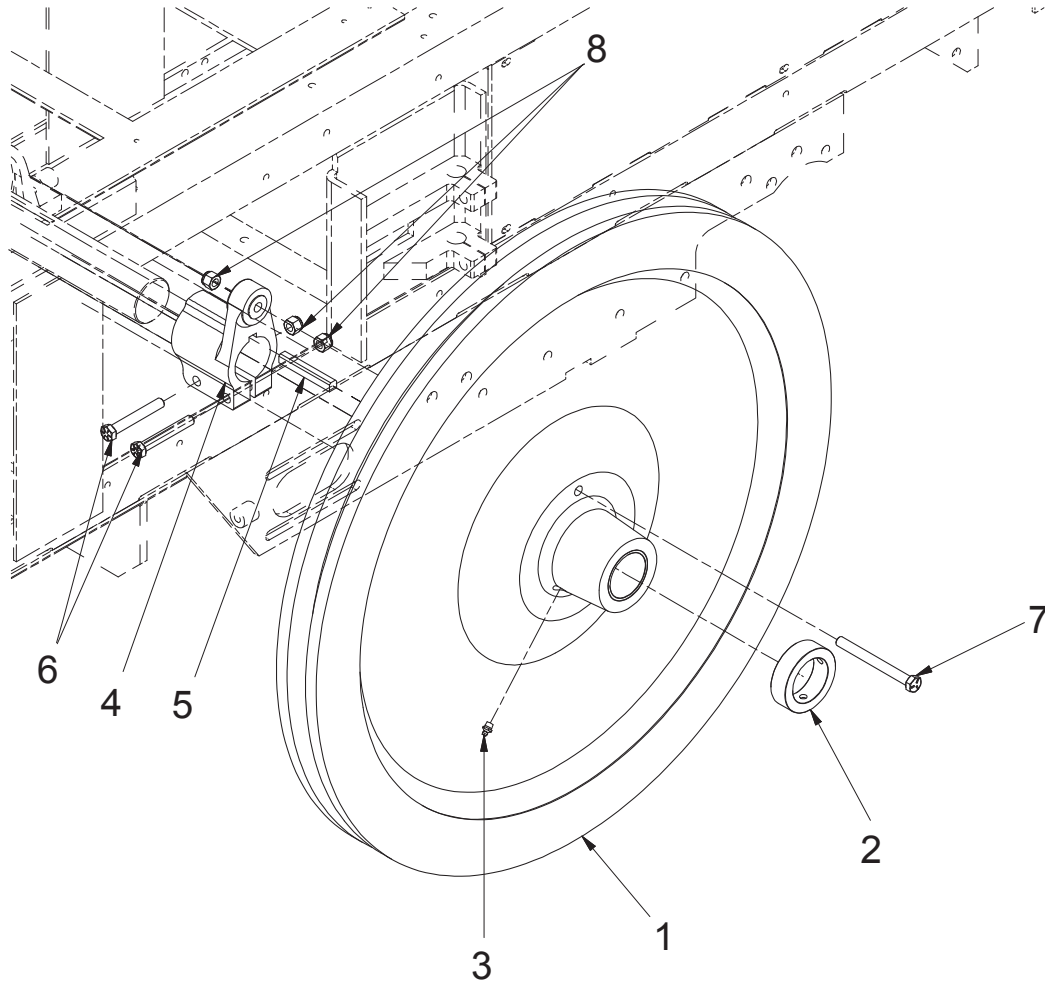
KEYS AND GEARS ARE CENTERED WITH BULL GEARS WHEN MOUNTED ON BALER FRAME.



PINION SHAFT ASSEMBLY

REF NO.	PART NO.	DESCRIPTION	QTY. USED
	902112	SHAFT SUBASSY,PINION	
1	SHF0007132	. SHAFT, PINION	1
3	GER0007128	. PINION GEAR	2
4	905926	. PINION BRG & HSNB	2
5	F000007488	. KEY	2

FLYWHEEL INSTALLATION

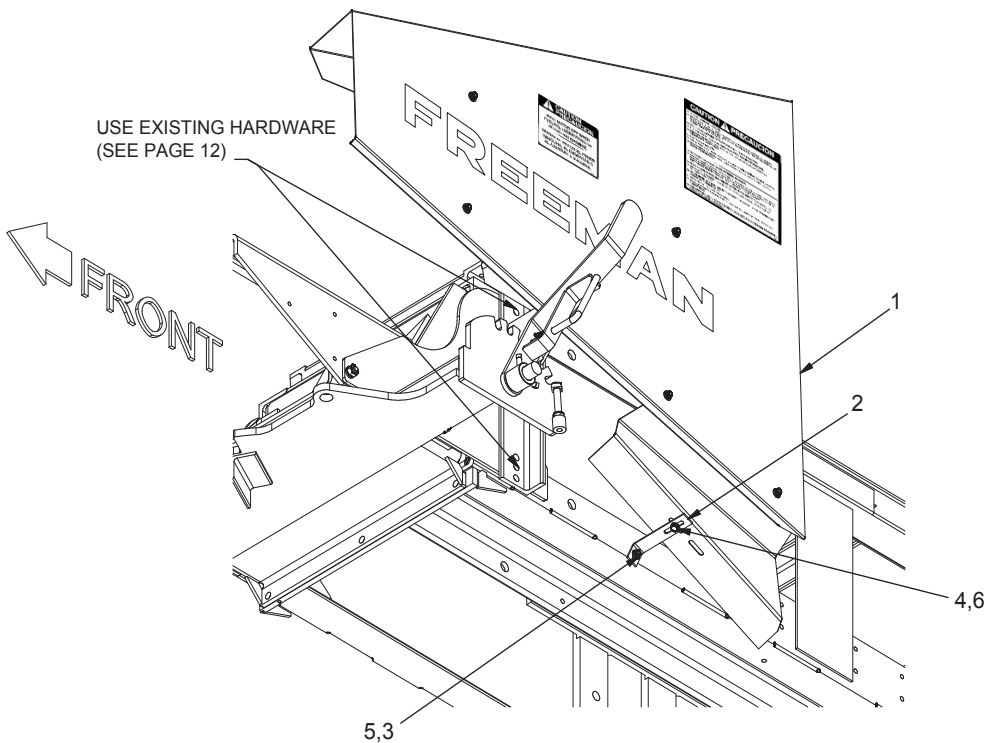
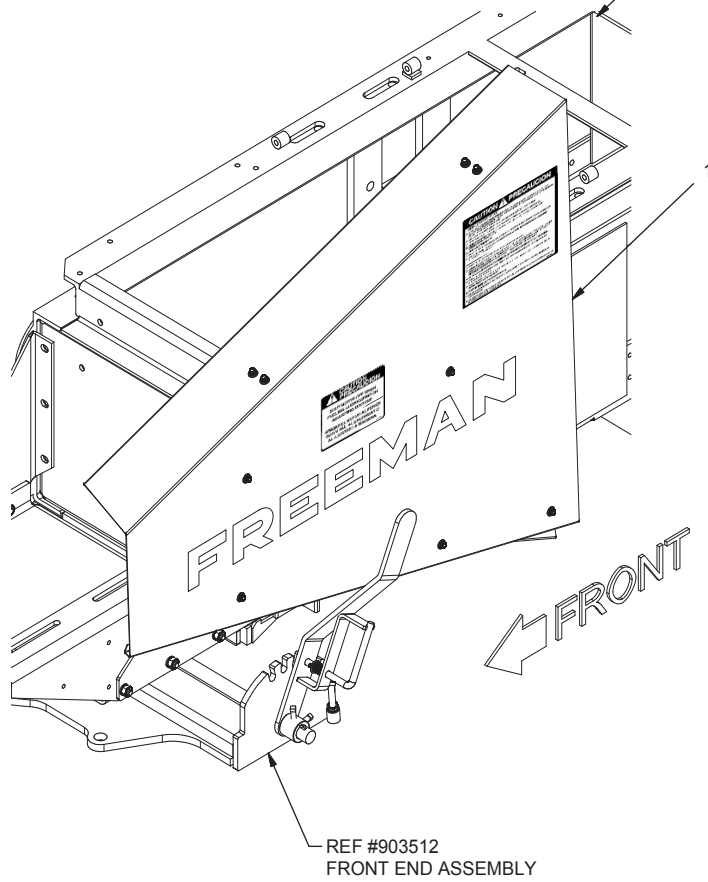


FLYWHEEL INSTALLATION

REF NO.	PART NO.	DESCRIPTION	QTY. USED
1	FLW0007127	FLYWHEEL ASSY	1
	F000001614	. FLYWHEEL SHEAR BUSHING	1
	BSH0007127	. FLYWHEEL BUSHING, PAIR	1
2	ZZ000002008	SET COLLAR W/SCREWS	1
3	00191758	FITTING	1
4	HUB0007157	SHEAR HUB ASSY	1
	DRW0003977	. BUSHING	1
5	F000000072	KEY	1
6	R13811083	CAPSCREW	2
7	18596W	CAPSCREW	1
8	223587	NUT	3

FLYWHEEL BELT SHIELD INSTALLATION (ENGINE BALER)

REF #FRM037192E
16" FRAME

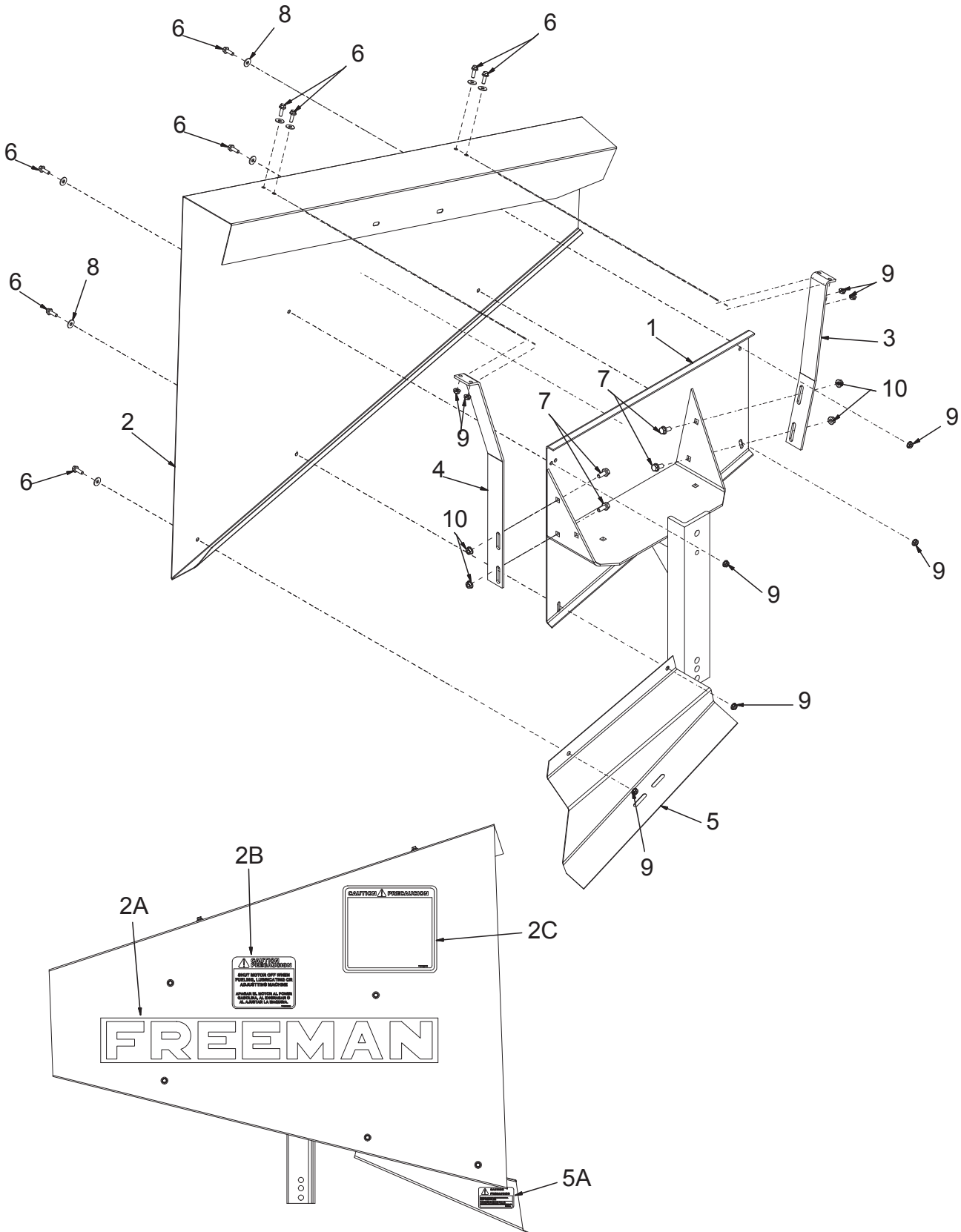


FLYWHEEL BELT SHIELD INSTALLATION (ENGINE BALER)

REF NO.	PART NO.	DESCRIPTION	QTY. USED
1 *	902240	SHIELD SUB ASSEMBLY, BELT	1
2	903790	BRACKET, MOUNTING	1
3	SMS0000173	BOLT, WHIZ	1
4	SMS0000184	BOLT, WHIZ	1
5	R13812512	LOCKWASHER	1
6	00273802	NUT	1

* SEE PAGE 90

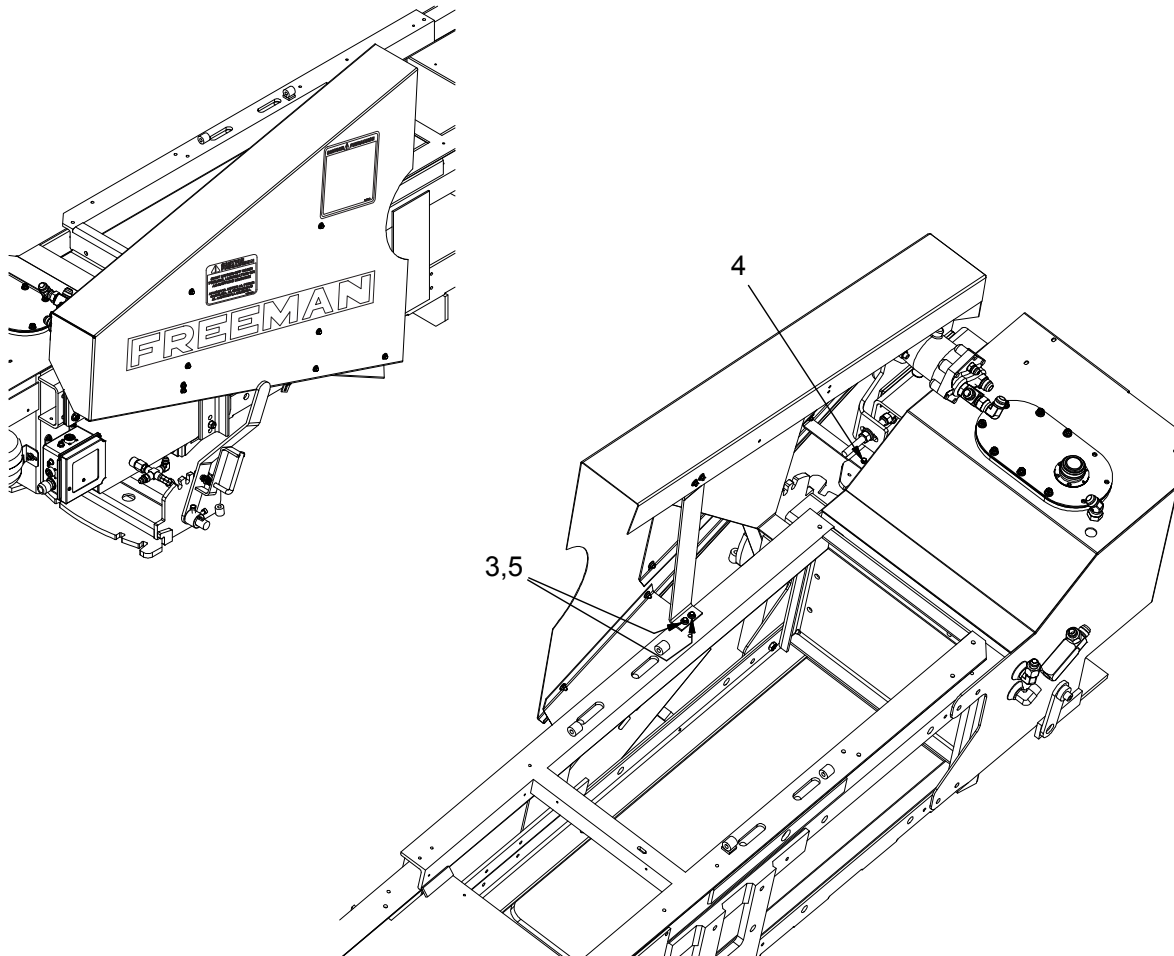
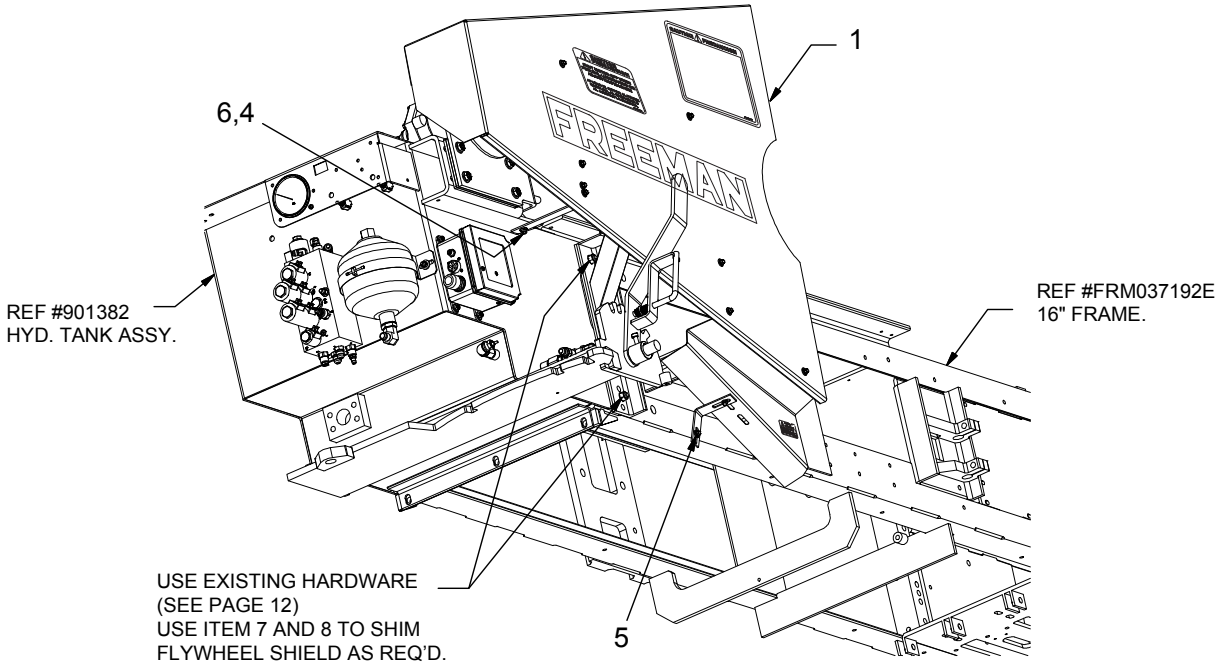
FLYWHEEL BELT SHIELD (ENGINE BALER)



FLYWHEEL BELT SHIELD (ENGINE BALER)

REF NO.	PART NO.	DESCRIPTION	QTY. USED
	902240	SHIELD SUB ASSEMBLY, BELT	
1	BKT0017814	.BRACKET	1
2	903175	.DRIVE BELT SHIELD W/DECALS	1
2A	FD00007114	.. DECAL, FREEMAN	1
2B	FD00023581	.. DECAL, CAUTION SHUT OFF MOTOR	1
2C	FD00023473	.. DECAL, CAUTION	1
3	BRC0025469	.PLATE, FRONT	1
4	BRC0028437	.PLATE, REAR	1
5	903281	.SHIELD EXTENSION	1
5A	FD00023572	.. DECAL; CAUTION	1
6	399741W	.BOLT, WHIZ	9
7	SMS0000184	.BOLT, WHIZ	4
8	R13811443	.WASHER	9
9	09416918	.NUT	9
10	00273802	.NUT	4

FLYWHEEL BELT SHIELD INSTALLATION (HYDRO BALER)

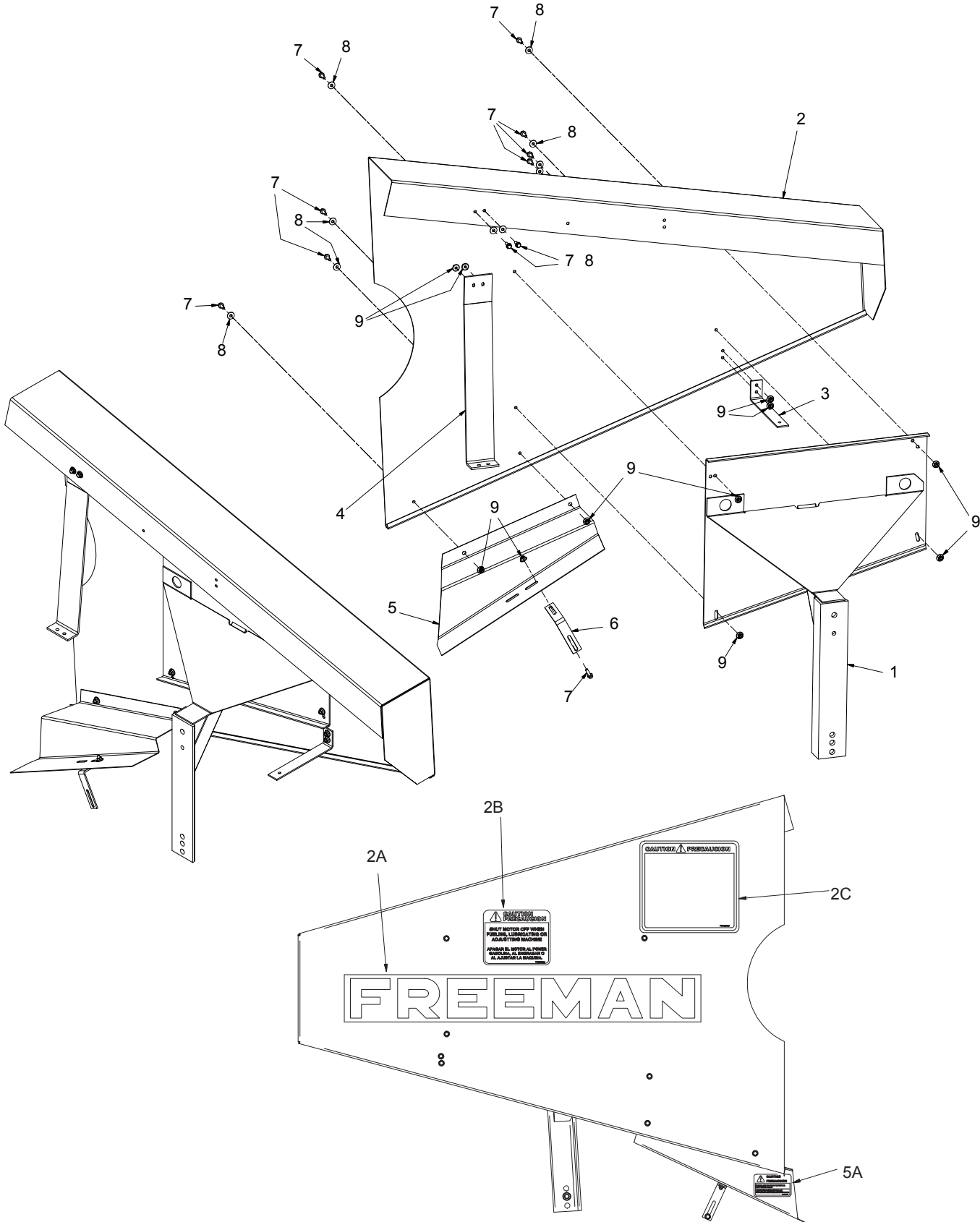


FLYWHEEL BELT SHIELD INSTALLATION (HYDRO BALER)

REF NO.	PART NO.	DESCRIPTION	QTY. USED
1 *	902815	DRIVE BELT SHIELD HYD W/DECALS	1
3	399741W	BOLT, WHIZ	3
4	SMS0000 305	BOLT, WHIZ	1
5	R13811443	WASHER,FLAT;	3
6	09416918	NUT,SERRATED	1
7	SHM0163090	SHIM, 16 GA	A/R
8	SHM0163092	SHIM, 10 GA	A/R

* SEE PAGE 94

FLYWHEEL BELT SHIELD (HYDRO BALER)

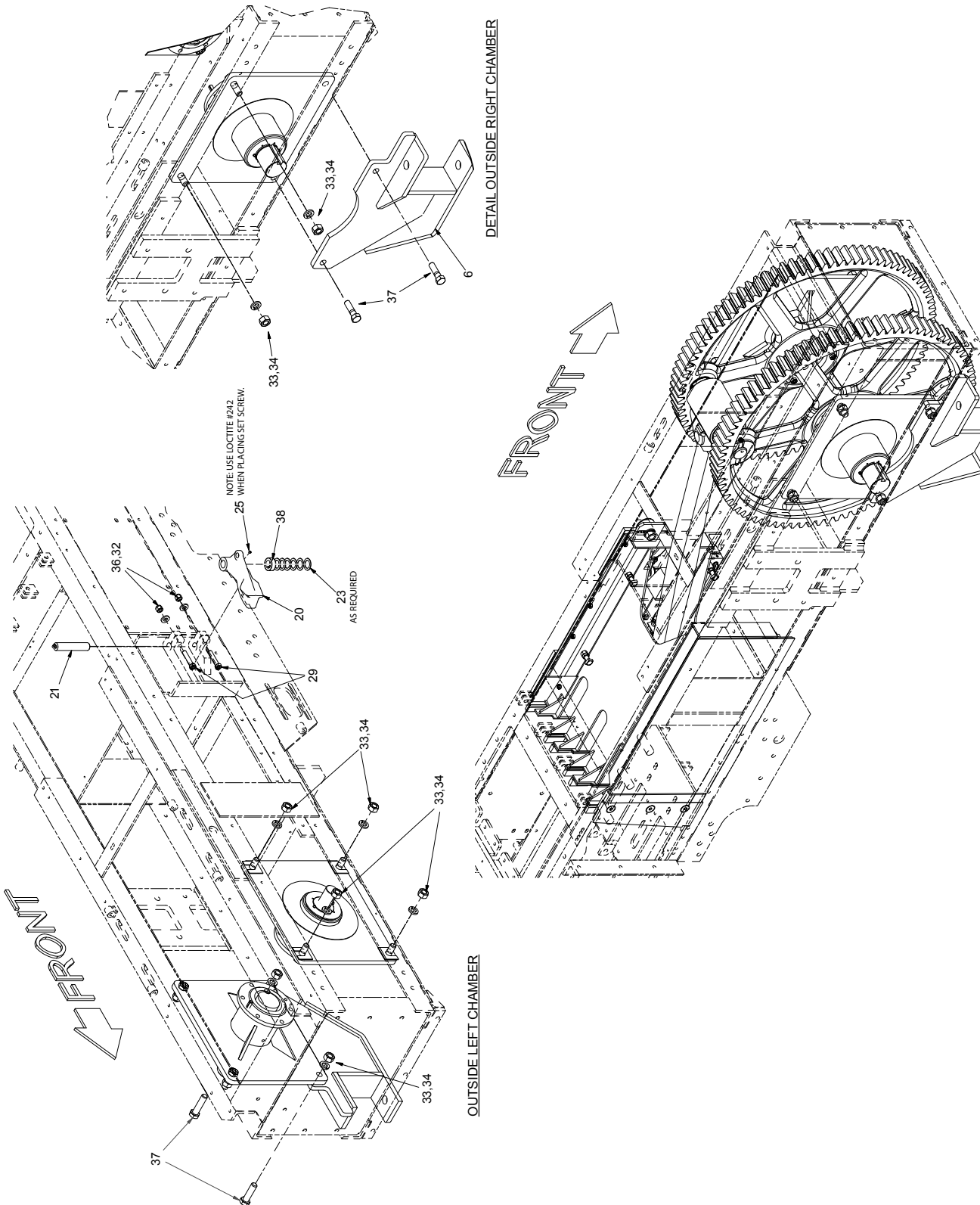


FLYWHEEL BELT SHIELD (HYDRO BALER)

REF NO.	PART NO.	DESCRIPTION	QTY. USED
	902815	DRIVE BELT SHIELD HYD W/DECALS	
1	901725	.BRACKET WELDMENT	1
2	903276	.PLATE, SHIELD W/DECALS	1
2A	FD00007114	.. DECAL, FREEMAN	1
2B	FD00023581	.. DECAL, CAUTION SHUT OFF MOTOR	1
2C	FD00023473	.. DECAL, CAUTION	1
3	902403	.BRACKET,SUPPORT	1
4	902440	.BRACKET	1
5	903281	.BELT SHIELD EXTENSION W/DECAL	1
5A	FD00023572	.. DECAL; CAUTION	1
6	BKT0011131	.BRACKET	1
7	399741W	.SCREW	11
8	R13811443	.FLAT WASHER	10
9	09416918	.NUT, SERRATED	11

BULLGEAR/PLUNGER INSTALLATION

(1 OF 3)



BULLGEAR/PLUNGER INSTALLATION

(2 OF 3)

REF NO.	PART NO.	DESCRIPTION	QTY. USED
	902103	BULLGEAR/PLUNGER INSTL ;16"	
	902104	BULLGEAR/PLUNGER INSTL;16"-15"	
	903382	BULLGEAR/PLUNGER INSTL;16"-14"	
1 *	-----	PLUNGER ASSEMBLY	1
2	PLT0163040	SIDE PLATE ASSEMBLY, LH	1
3	PLT0163070	SIDE PLATE ASSEMBLY, RH	1
4	F000007239	PIN, ROLL	1
5	F000007438	BULLGEAR	2
6**	903503	BRACKET, DRAWBAR	1
12	F000001134	PIN, CRANK	1
13	SPC0033118	SPACER	4
14	SHM0163090	SHIM	A/R
15	SHM0163091	SHIM	A/R
16	SHM0163092	SHIM	A/R
17	SHM0163093	SHIM	A/R
20*	-----	DOG STOP, PLUNGER	1
21***	PIN0035710	PIN ASSEMBLY	1
22	ZZ00000204	BUSHING	A/R
23	ZZ00000209	BUSHING	A/R
25	027-0933	SET SCREW	1
26	221706	BUSHING	A/R
27	R13811027	CAPSCREW	2
28	221574W	CAPSCREW	12
29	221576W	CAPSCREW	2
30	221656W	CAPSCREW	5
31	R13806363	CAPSCREW	1
32	221771W	WASHER	2
33	R13812518	WASHER	8
34	221717W	NUT	8
35	232939	NUT	2
36	223587	NUT	14
37	221660W	CAPSCREW	2
38	-----	SET COLLAR	1

A/R - AS REQUIRED

** 903503 FIRST USED ON:
385: ASC-0385-096
380: 380E-024

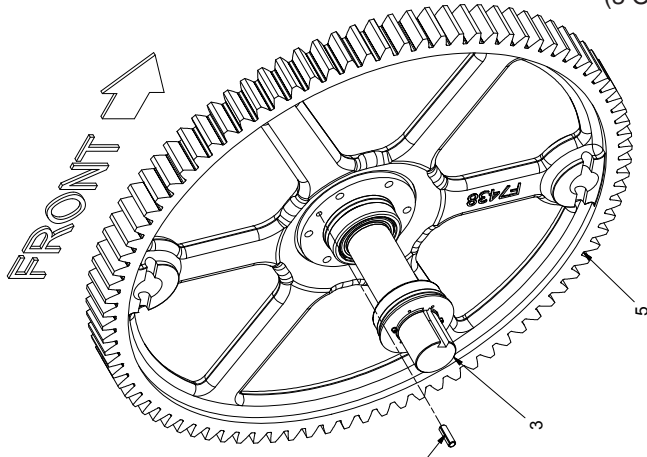
*** SEE PAGE 108

* See Chart

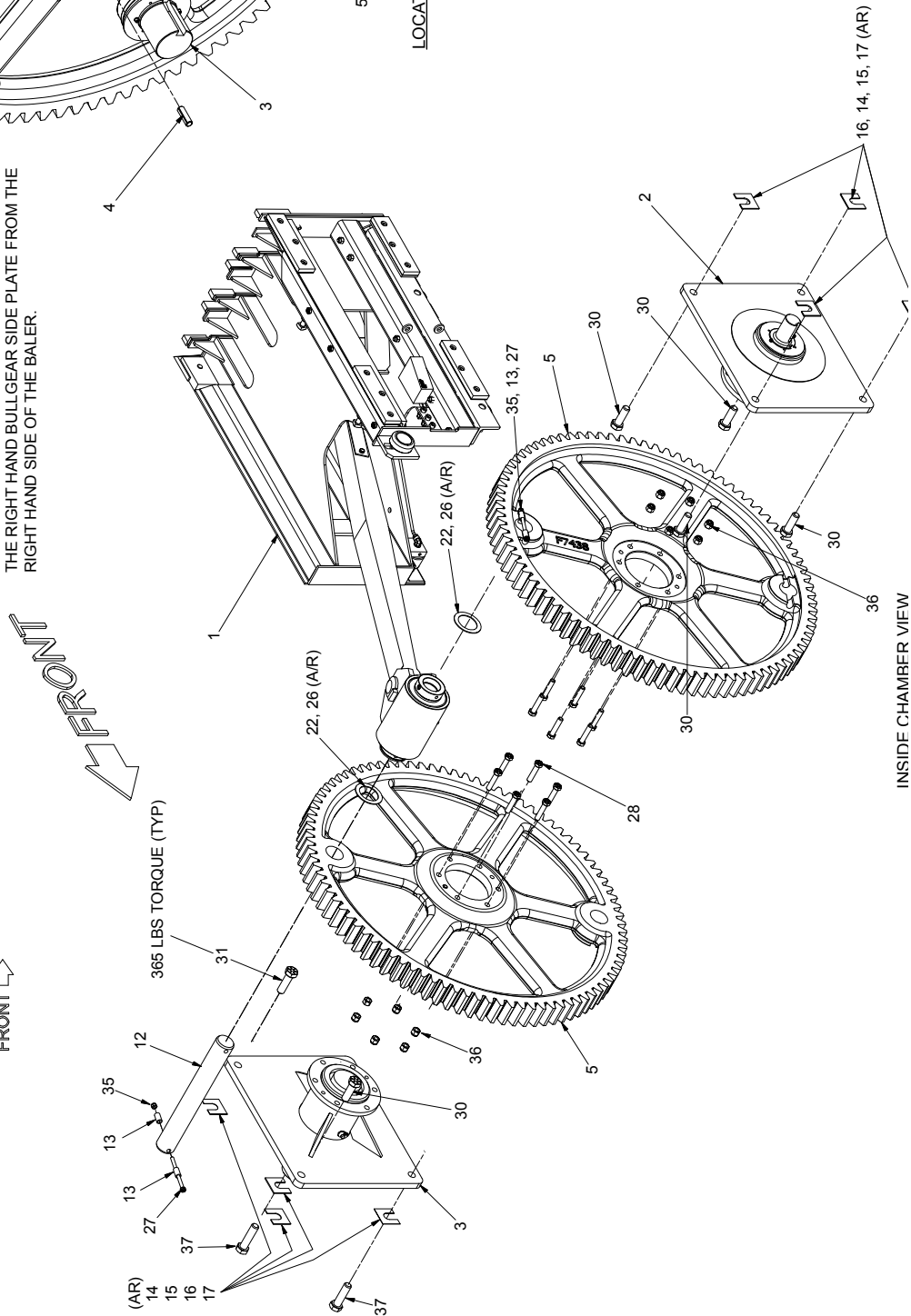
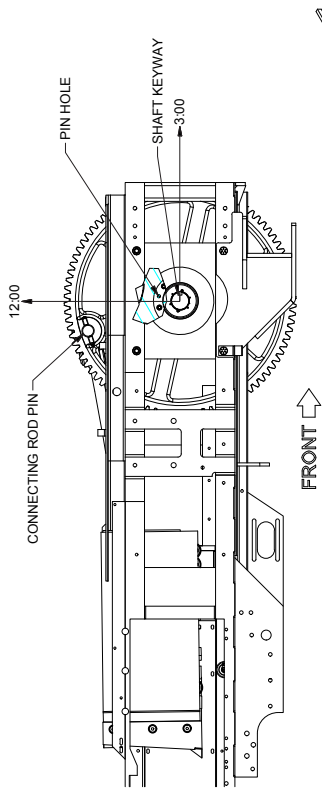
CHAMBER INST	ITEM 1	ITEM 20	ITEM 38
902103 H	PLG3140200	F000007547	-----
902104 GB	PLG3173600	DOG0018185	YEE-2
903382 BB	900136	F000007547	-----

BULLGEAR/PLUNGER INSTALLATION

(3 OF 3)

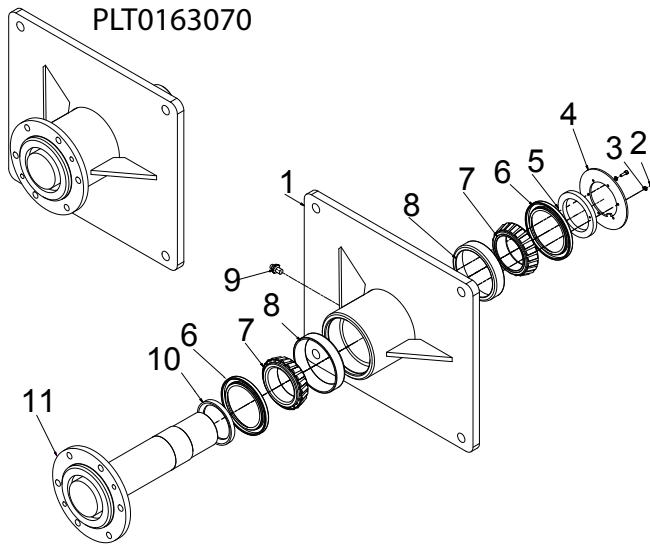
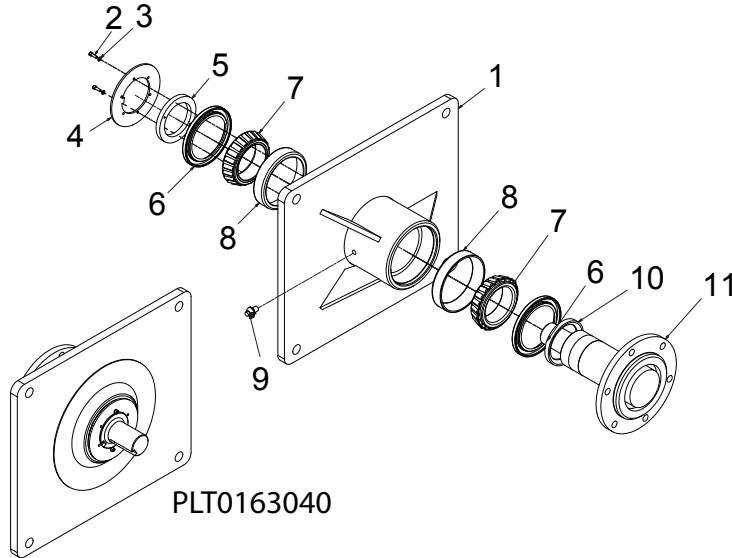


NOTE:
TO AVOID FEED ARM INTERFERENCE,
THE ROLL PIN (4) IN THE RIGHT HAND BULLGEAR
IS PLACED SO THAT WHEN THE CONNECTING ROD IS
BETWEEN THE 12:00 TO 11:00 POSITION THE KEYWAY
OF THE SHAFT IN THE RIGHT-HAND BULLGEAR SIDE
PLATE (3) IS FACING THE FRONT OF THE BALER IN THE
3:00 POSITION AS REFERENCED WHEN LOOKING AT
THE RIGHT HAND BULLGEAR SIDE PLATE FROM THE
RIGHT HAND SIDE OF THE BALER.



INTENTIONALLY LEFT BLANK

SIDE PLATE RH AND LH WITH BEARINGS AND SHAFT



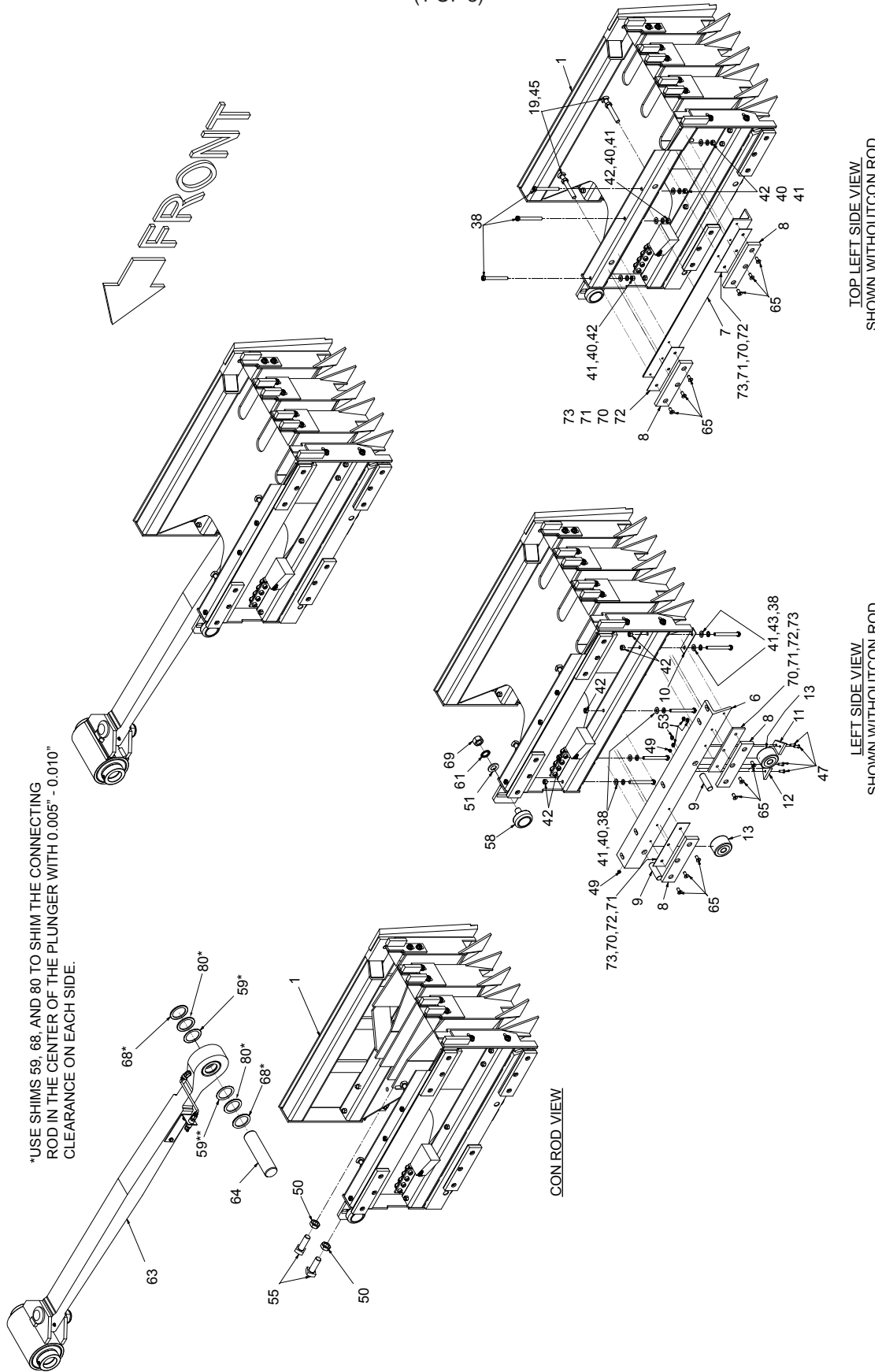
SIDE PLATE RH AND LH WITH BEARINGS AND SHAFT

REF NO.	PART NO.	DESCRIPTION	QTY. USED
	PLT0163040	SIDE PLATE ASSEMBLY,LH	
	PLT0163070	SIDE PLATE ASSEMBLY,RH	
1 *	-----	. PLATE WELDMENT,LH	1
2	F000007039	. CAPSCREW	2
3	F000007040	. LOCKWASHER	2
4	F000007038	. WASHER,LOCK	1
5	F000007037	. NUT,BRG	1
6	F000007035	. SEAL	2
7	F000007033	. BEARING CONE	2
8	204631	. BEARING CUP	2
9	F000001661	. FITTING, 19	1
10	F000007036	. RACE,SEAL	1
11*	-----	. SHAFT WELDMENT,LH	1

* See Chart

SIDE PLATE	ITEM 1	ITEM 11
PLT0163040 AA	PLT0032431	F000007032
PLT0163070 - A	PLT0032434	SHF0007093

PLUNGER ASSEMBLY (1 OF 3)



PLUNGER ASSEMBLY

(2 OF 3)

REF NO.	PART NO.	DESCRIPTION	QTY. USED	REF NO.	PART NO.	DESCRIPTION	QTY. USED
	PLG3140200	PLUNGER ASSEMBLY 16"		40	234135	. WASHER	19
	PLG3173600	PLUNGER ASSEMBLY 15"		41	223427	. WASHER	21
	900136	PLUNGER SUB ASSEMBLY 14"		42	221707W	. NUT	12
				43	236655	. WASHER	2
				44	SQS5002500	. SET SCREW	2
1 *	-----	. FRAME, PLUNGER	1	45	234218	. JAM NUT	*
2	F000008056	. PAD, ADJ	1	47	00113991	. SCREW	8
3	F000008057	. PAD, ADJ	2	48	00191758	. FITTING, LUBE	4
4	SHM0034535	. SHIM, KNIFE, PLATE	A/R	49	STS3125313	. SET SCREW	4
5	SHM0034534	. SHIM, KNIFE, PLATE	A/R	50	247008	. JAM NUT	2
6	903882	. MOUNTING, LH BTM	1	51	R13811457	. WASHER	1
7	F000007766	. ANGLE, TOP RH	1	53	4196303	. NUT	8
8	F000001537	. BAR, SLIDE	4	54	NYL0000250	. TUBE	9 FT
9	PIN0007831	. PIN, ROLL	4	55	SQS7502250	. SET SCREW	2
10	LOK0005857	. PLATE, LOCK	1	58	BRG0001636	. TOP ROLLER BEARING	1
11	F000000986	. PLATE UNDER REAR WIPER	2	59	ZZ00000203	. BUSHING	AR
12	F000000774	. PLATE UNDER FRONT WIPER	2	61	WES0007500	. WASHER	1
13	F000000775	. PLATE UNDER ROLLER BEARING	4	62	PLG0007839	. MOUNTING, RH REAR	1
14	F000007735	. GROMMET, RUBBER	6	63 **	903267	. CONNECTING ROD ASSEMBLY	1
16	PLG0007840	. ANGLE, RH FNT	1	64	F000007914	. PIN	1
17 *	-----	. PLATE, KNIFE	1	65	R13807736	. CAPSCREW	12
18	F000000227	. BOLT, PLATE PLUNGER KNIFE	3	67	F000001441	. ELBOW	8
19	F000000073	. SET SCREW	2	68	ZZ00000200	. BUSHING	AR
26 *	-----	. PAD, ADJUSTING	1	69	221716W	. NUT	1
38	R13811046	. CAPSCREW	12	70	SHM0115770	. BAR, SHIM	AR
39	Y17C-0616	. CAPSCREW	8	71	SHM0115771	. PLATE, SHIM	AR
				72	SHM0115772	. PLATE, SHIM	AR
				73	903397	. SHIM	AR
				80	ZZ00000202	. BUSHING	AR

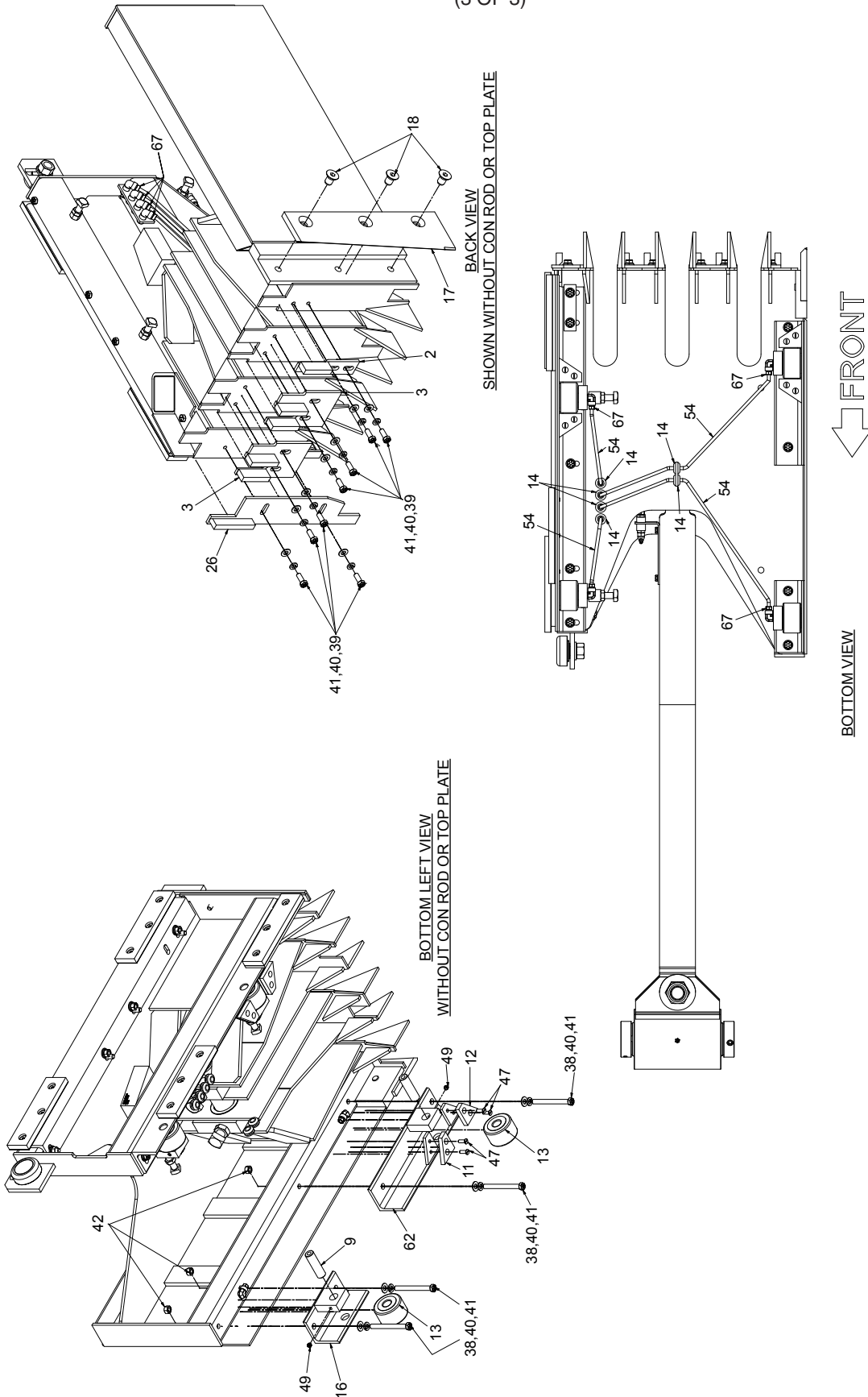
AR - AS REQUIRED

** SEE PAGE 106

* SEE CHART

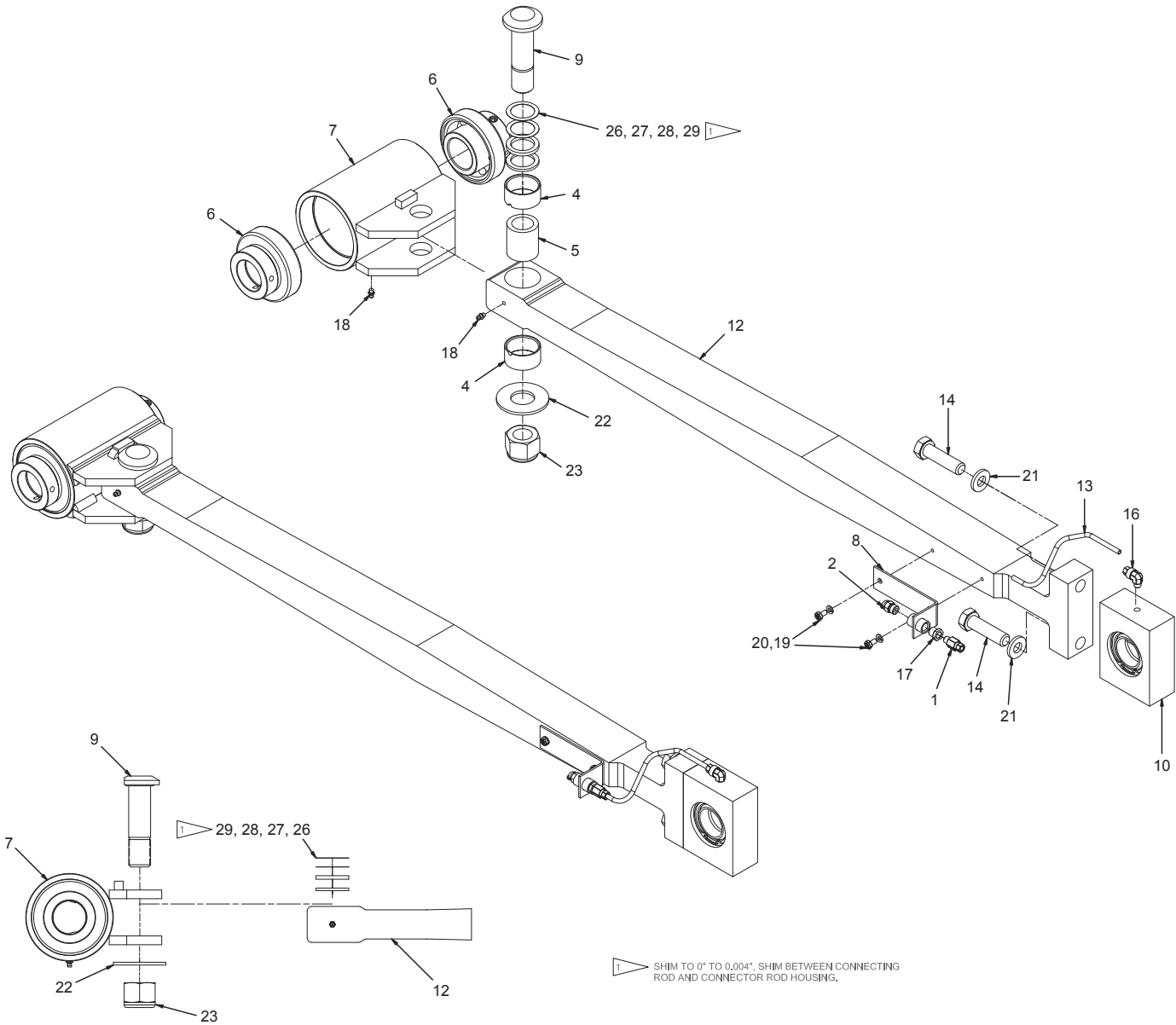
PLUNGER ASSY	ITEM 1	ITEM 17	ITEM 26	ITEM 45 QTY
PLG3140200 N	PLG0031402	KNF0011157	F000008058	4
PLG3173600 P	PLG0031736	KNF1115715	PLG0018049	4
900136 M	PLG036078F	KNF0021901	F008058-14	2

PLUNGER ASSEMBLY (3 OF 3)



INTENTIONALLY LEFT BLANK

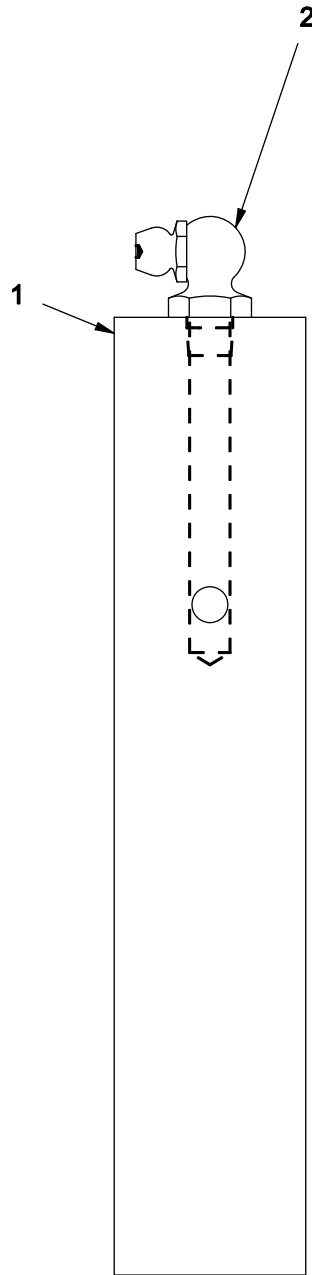
CONNECTING ROD ASSEMBLY



CONNECTING ROD ASSEMBLY

REF NO.	PART NO.	DESCRIPTION	QTY. USED
903267 CONNECTING ROD ASSEMBLY			
1	F00000778	. HI-DUTY TUBE CONNECTOR	1
2	F00007651	. ZERK 1/4 NPT 67-1/2* 9/16 HEX	1
4	F00008077	. BEARING ,INNER RACE	2
5	F00008078	. CONNECTING ROD BUSHING-STEEL	1
6	F00008100	. BEARING	2
7	F00008229	. HOUSING WELDMENT,BRG HSG	1
8	F00008263	. BRACKET WELDMENT	1
9	PIN0008670	. CONNECTING ROD PIVOT PIN-GR 8	1
10	HSN0238330	. PLG BRG HOUSING W/ BEARINGS	1
12	903235	. PLATE,CONN ROD	1
13	903268	. TUBE,GREASE	1
14	221659W	. CAPSCREW	2
16	F00001441	. FITTING	1
17	209500	. FITTING	1
18	11079	. FITTING, LUBE	2
19	R13810989	. CAPSCREW	2
20	223871	. LOCKWASHER	2
21	Y27E-12	. WASHER	2
22	225851	. HARD WASHER	1
23	R13803588	. LOCKNUT	1
26	F00007977	. SPACER WASHER	AR
27	F00007978	. SPACER WASHER	AR
28	SHM0000105	. SHIM	AR
29	SHM0000103	. SHIM	AR

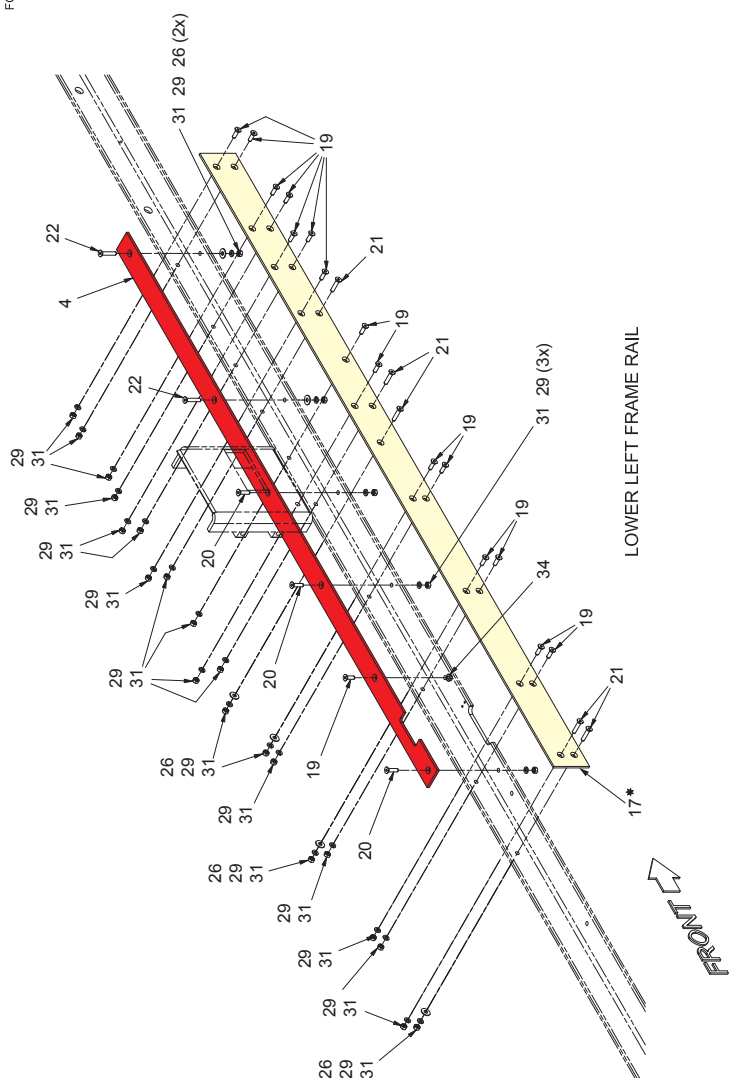
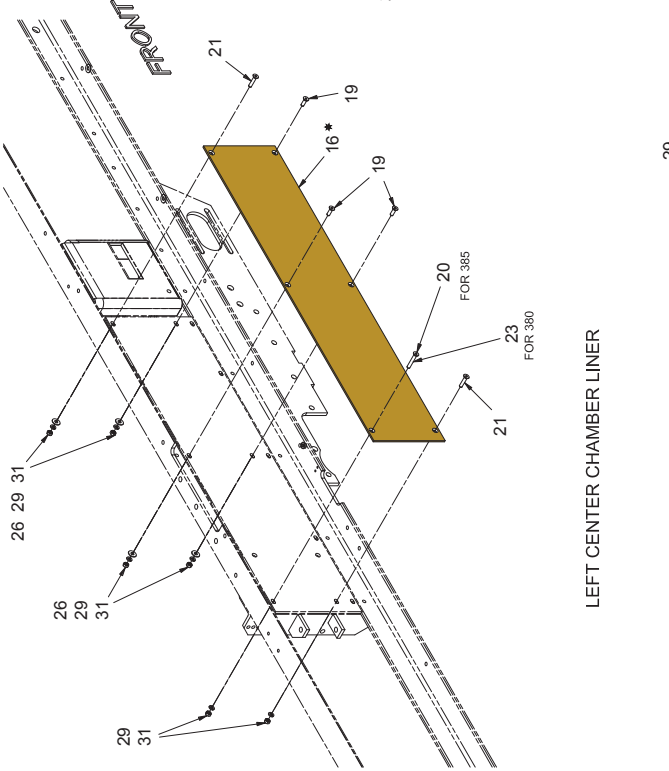
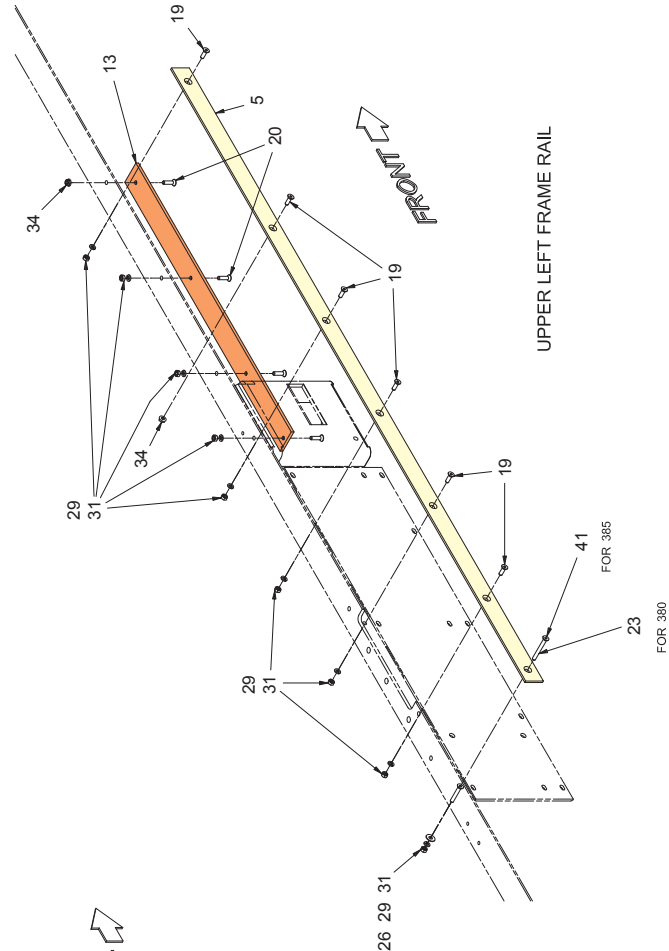
PLUNGER DOG STOP PIN ASSEMBLY



PLUNGER DOG STOP PIN ASSEMBLY

REF NO.	PART NO.	DESCRIPTION	QTY. USED
	PIN0035710	PIN ASSEMBLY	
1	DRW0035710	. PIN	1
2	09417892	. FITTING, LUBE	2

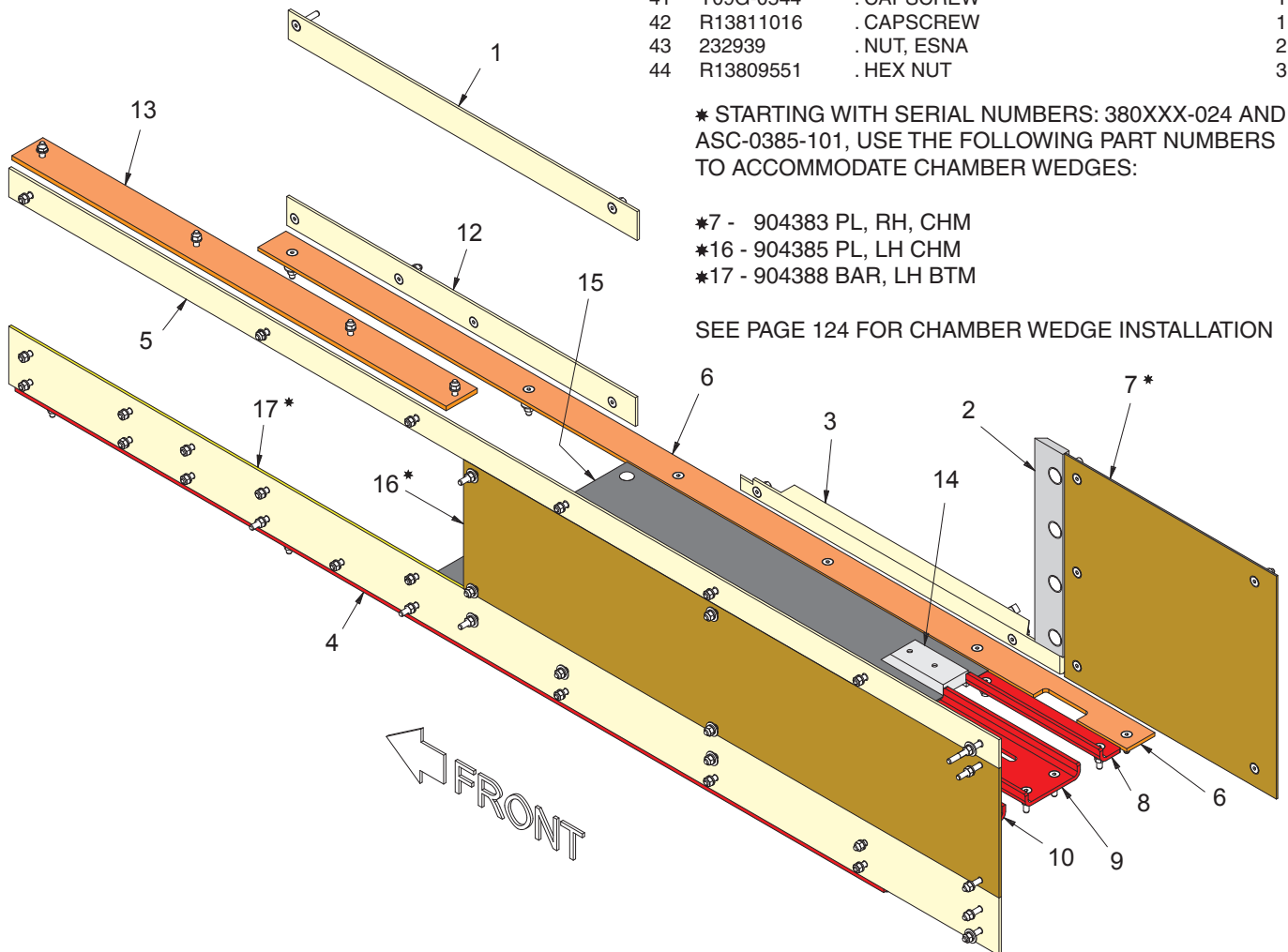
CHAMBER LINERS 16" (1 OF 4)



CHAMBER LINERS 16"

(2 OF 4)

REF NO.	PART NO.	DESCRIPTION	QTY. USED	REF NO.	PART NO.	DESCRIPTION	QTY. USED
	903574	CHAMBER INSTALLATION					
1	F00000299	. BAR,UPPER RH	1	20	Y09G-0520	. CAPSCREW	16
2	F000001609	. PLATE,KNIFE	1	21	Y09G-0524	. CAPSCREW	15
3	F000007439	. ANGLE	1	22	Y09G-0528	. CAPSCREW	3
4	F000007762	. PLUNGER RAIL,LH BTM	1	23	Y09G-0532	. CAPSCREW	2
5	F000007763	. BAR,SIDE	1	24	CRB3750150	. BOLT, CARR	3
6	F000007767	. PLUNGER RAIL,RH BTM	1	25	PWB5002000	. BOLT, PLATEOW	4
7*	F000007812	. PLATE,RH CHM LINER	1	26	223428	. FLAT WASHER	18
8	F000007813	. BAR,RH BTM	1	27	R13802623	. FLAT WASHER	9
9	F000007816	. PLATE,RH	1	28	R13811449	. FLAT WASHER	6
10	F000007818	. PLATE,LH	1	29	R13812513	. LOCKWASHER	66
11	F000007819	. BAR,BTM	1	30	234135	. LOCKWASHER	6
12	PLG0026593	. BAR,RH BTM	1	31	R13811512	. HEX NUT	66
13	PLG035987D	. BAR,LH UPR RAIL	1	33	223587	. NUT, ESNA	4
14	902703	. BLOCK,TRACK	3	34	00273802	. NUT, SERRATED	10
15	902728	. PLATE,BTM LINER	1	35	SQS5001750	. SET SCREW	2
16*	903364	. PLATE,LH CHM	1	36	234218	. JAM NUT	2
17*	903365	. BAR,LH BTM	1	37	901737	. SHIM	1
18	Y17C-0624	. CAPSCREW	6	38	F000008153	. BRACKET	1
19	Y09G-0516	. CAPSCREW	38	39	SPC0033118	. SPACER	1
				40	MNT037222A	. PLATE,MOUNTING	1
				41	Y09G-0544	. CAPSCREW	1
				42	R13811016	. CAPSCREW	1
				43	232939	. NUT, ESNA	2
				44	R13809551	. HEX NUT	3

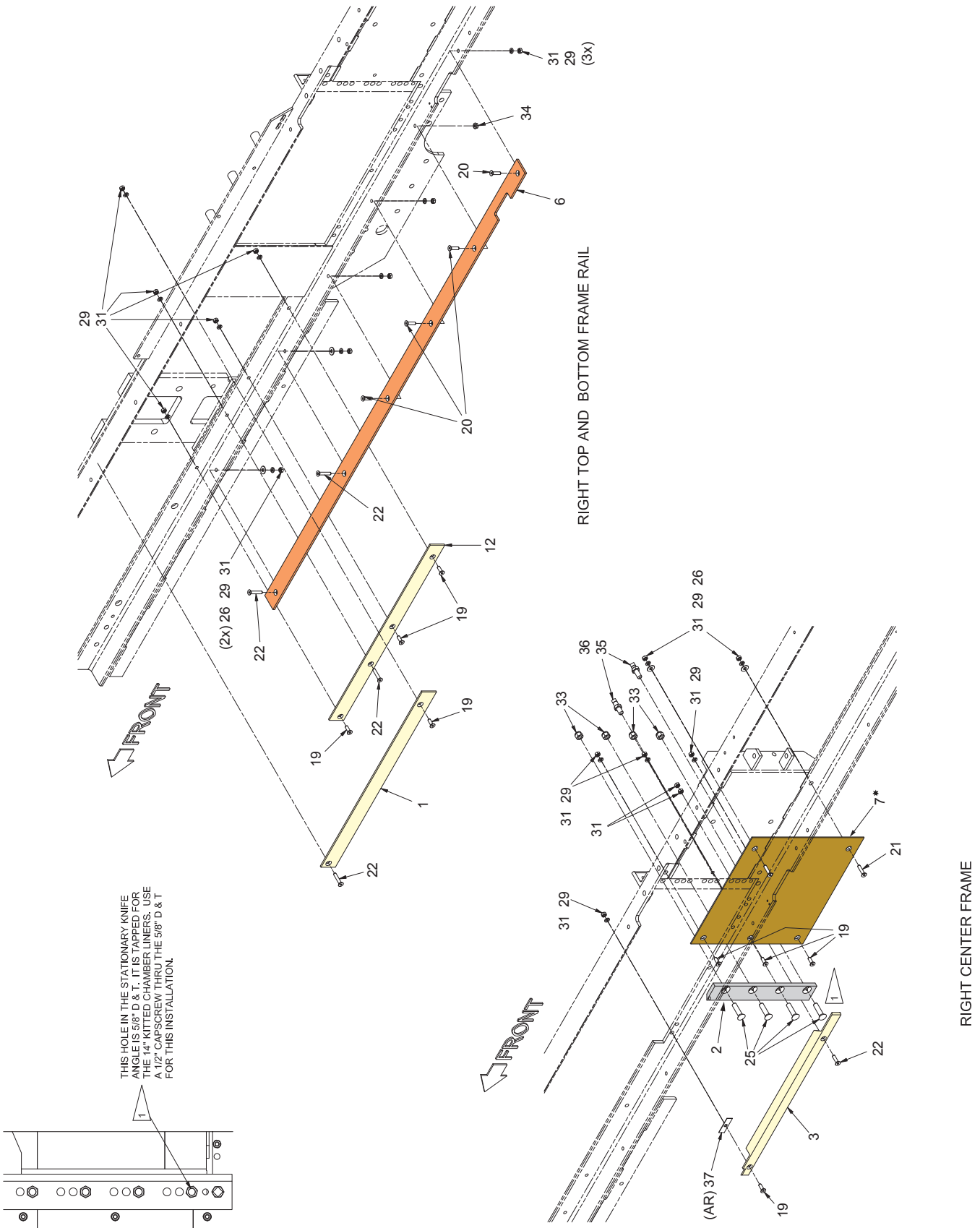


* STARTING WITH SERIAL NUMBERS: 380XXX-024 AND ASC-0385-101, USE THE FOLLOWING PART NUMBERS TO ACCOMMODATE CHAMBER WEDGES:

- *7 - 904383 PL, RH, CHM
- *16 - 904385 PL, LH CHM
- *17 - 904388 BAR, LH BTM

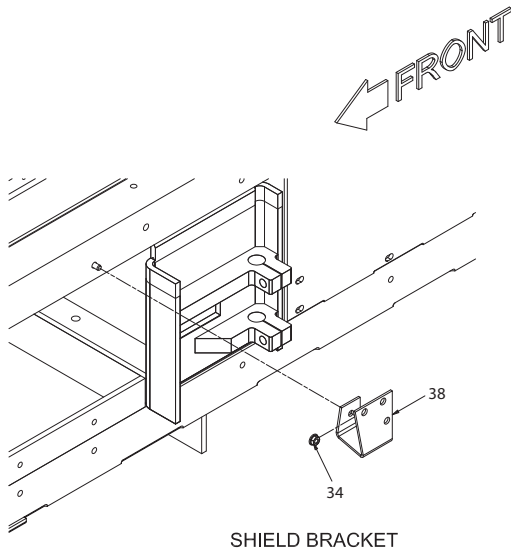
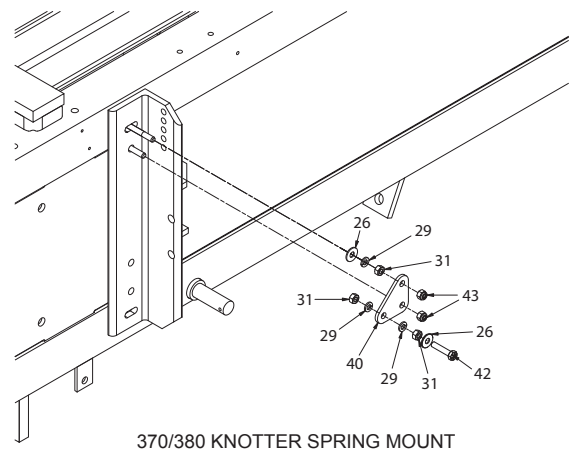
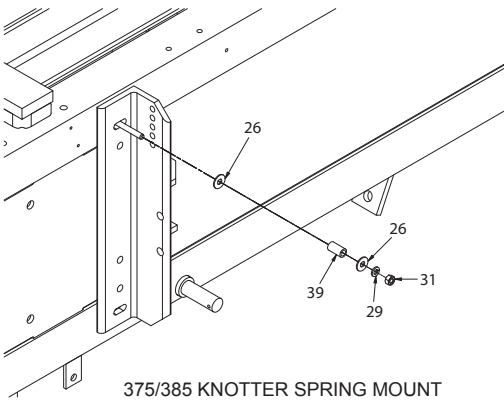
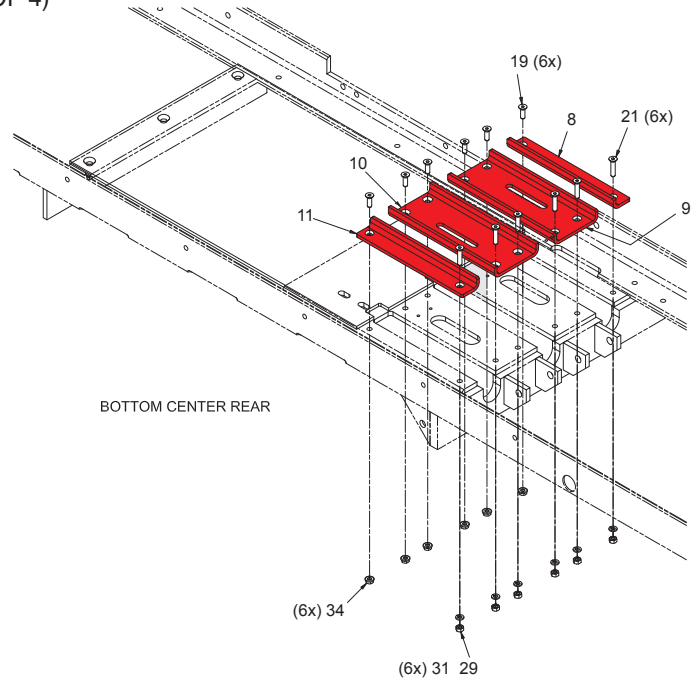
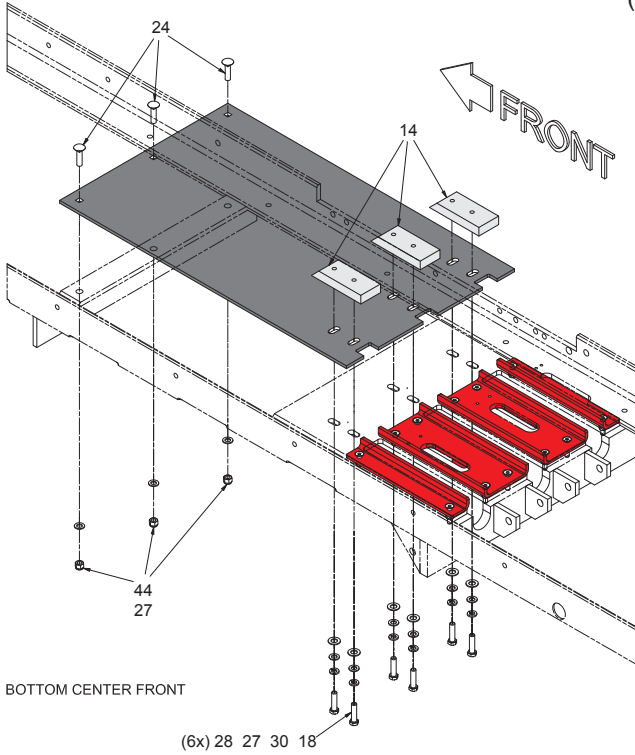
SEE PAGE 124 FOR CHAMBER WEDGE INSTALLATION

CHAMBER LINERS 16" (3 OF 4)

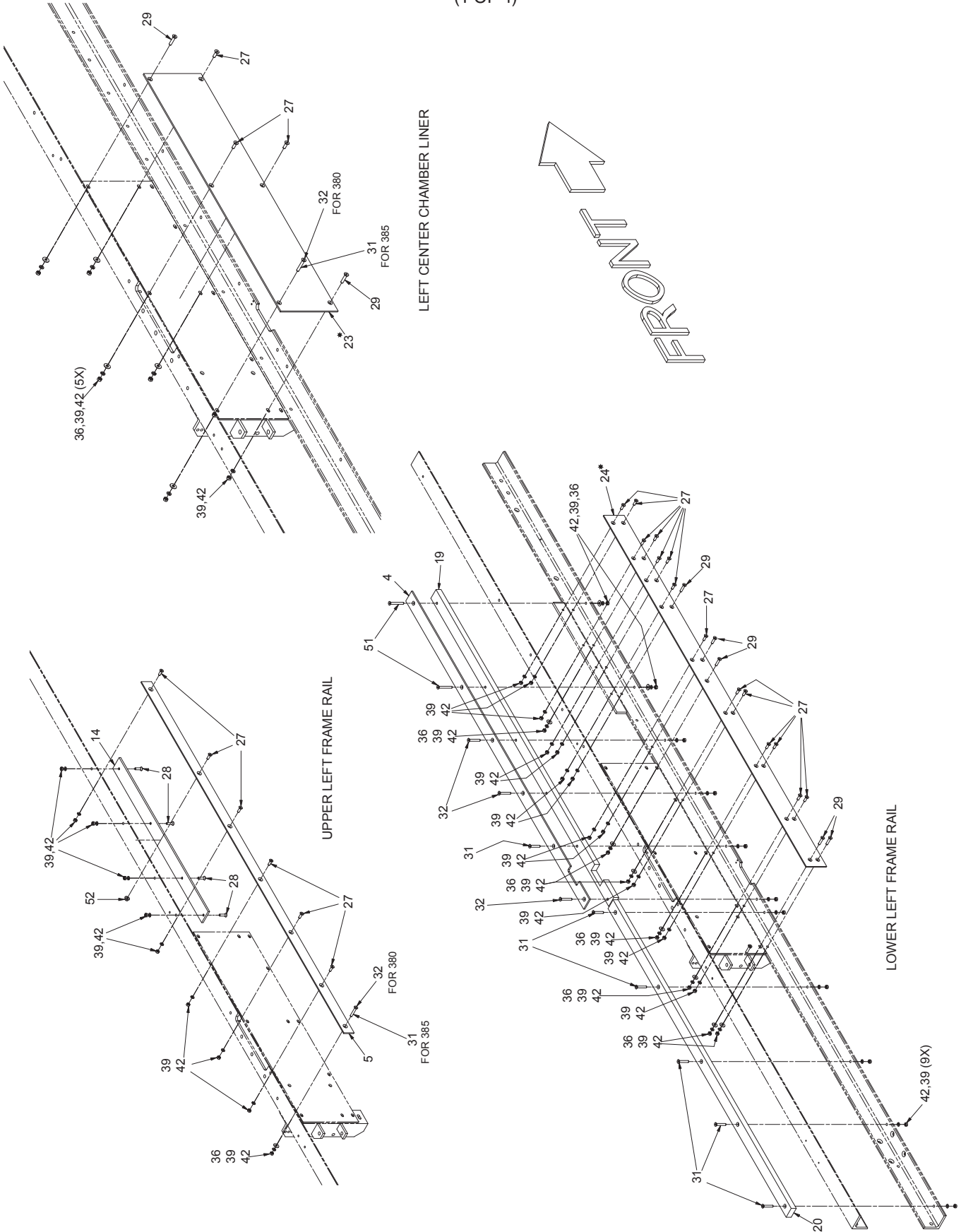


CHAMBER LINERS 16"

(4 OF 4)



CHAMBER LINERS 16" to 15" (1 OF 4)



CHAMBER LINERS 16" TO 15"

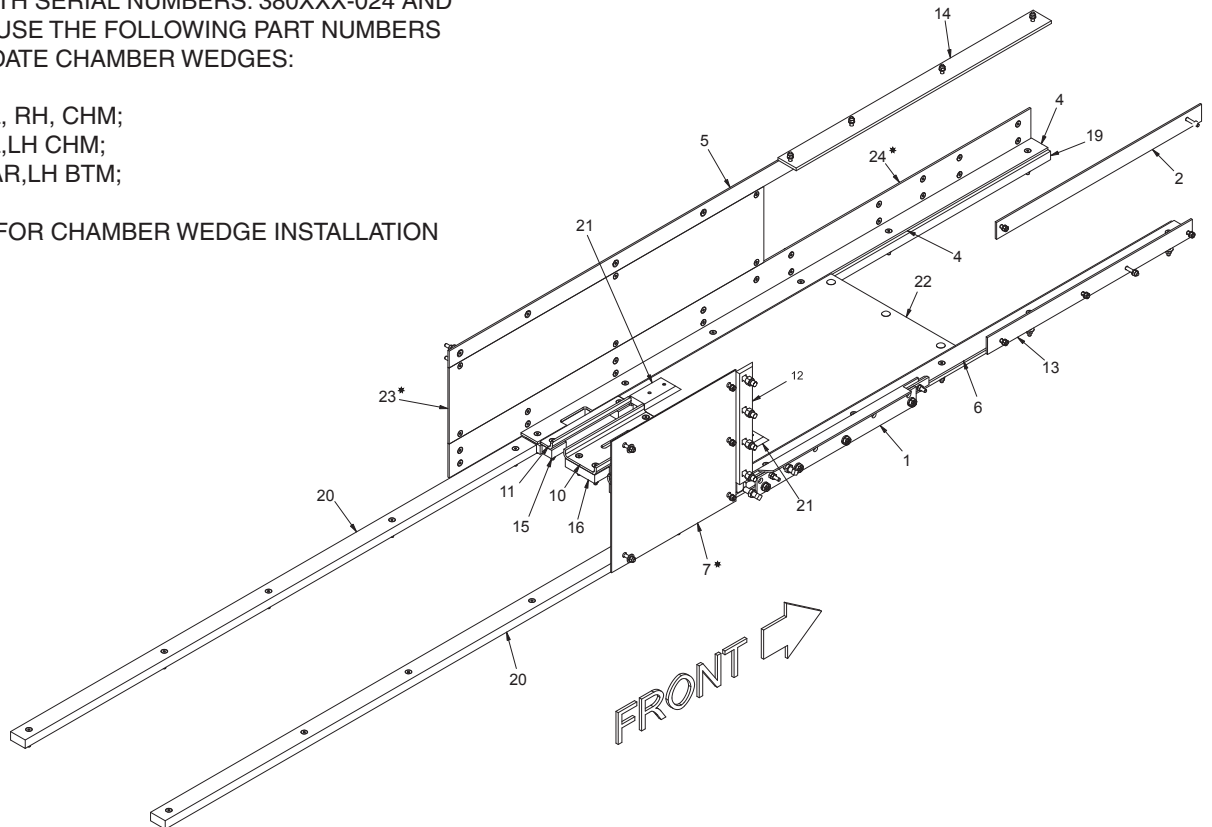
(2 OF 4)

REF NO.	PART NO.	DESCRIPTION	QTY. USED	REF NO.	PART NO.	DESCRIPTION	QTY. USED
	903575	CHAMBER INSTALLATION					
1	DPT0034314	. ADAPTER WELDMENT	1	28	Y09G-0520	. CAPSCREW	4
2	F00000299	. BAR,UPPER RH	1	29	Y09G-0524	. CAPSCREW	8
3	F000007439	. ANGLE	1	30	Y09G-0528	. CAPSCREW	2
4	F000007762	. PLUNGER RAIL,LH BTM	1	31	Y09G-0532	. CAPSCREW	20
5	F000007763	. BAR,SIDE	1	32	Y09G-0536	. CAPSCREW	13
6	F000007767	. PLUNGER RAIL,RH BTM	1	34	CRB3750250	. BOLT, CARR	3
7 *	F000007812	. PLATE,RH CHM LINER	1	35	PWB5002000	. BOLT, PLATEOW	4
8	F000007813	. BAR,RH BTM	1	36	223428	. FLAT WASHER	22
9	F000007816	. PLATE,RH	1	37	R13802623	. FLAT WASHER	6
10	F000007818	. PLATE,LH	1	38	R13811449	. FLAT WASHER	6
11	F000007819	. BAR,BTM	1	39	R13812513	. LOCKWASHER	77
12	KNF0018468	. KNIFE	1	40	234135	. LOCKWASHER	6
13	PLG0026593	. BAR,RH BTM	1	41	R13812516	. LOCKWASHER	4
14	PLG035987D	. BAR,LH UPR RAIL	1	42	R13811512	. HEX NUT	81
15	SPC0018514	. BAR,SPACER	4	43	R13811191	. LOCKNUT	3
16	SPC0018515	. SPACER	4	44	223587	. NUT, ESNA	4
17	SPC0018516	. BAR,SPACER	3	45	SQS5001750	. SQ HEAD SET SCREW	2
18	SPC0018517	. PLATE,FNT SPACER	1	46	234218	. JAM NUT	2
19	SPC0018519	. BAR,SPACER	2	47	F000008153	. BRACKET	1
20	SPC035753B	. BAR	2	48	MNT037222A	. PLATE,MOUNTING	1
21	902703	. BLOCK,TRACK	3	49	SPC0033118	. SPACER	1
22	902728	. PLATE,BTM LINER	1	50	901737	. SHIM	1
23*	903364	. PLATE,LH CHM	1	51	Y09G-0544	. CAPSCREW	5
24*	903365	. BAR,LH BTM	1	52	00273802	. NUT, SERRATED	8
25	180959W	. CAPSCREW	6	53	Y27E-06	. WASHER .38 FLAT HARD, 38RC MIN	3
26	R13801840	. CAPSCREW	4	54	232939	. NUT, ESNA	2
27	Y09G-0516	. CAPSCREW	30	55	R13811016	. CAPSCREW	1

* STARTING WITH SERIAL NUMBERS: 380XXX-024 AND ASC-0385-101, USE THE FOLLOWING PART NUMBERS TO ACCOMMODATE CHAMBER WEDGES:

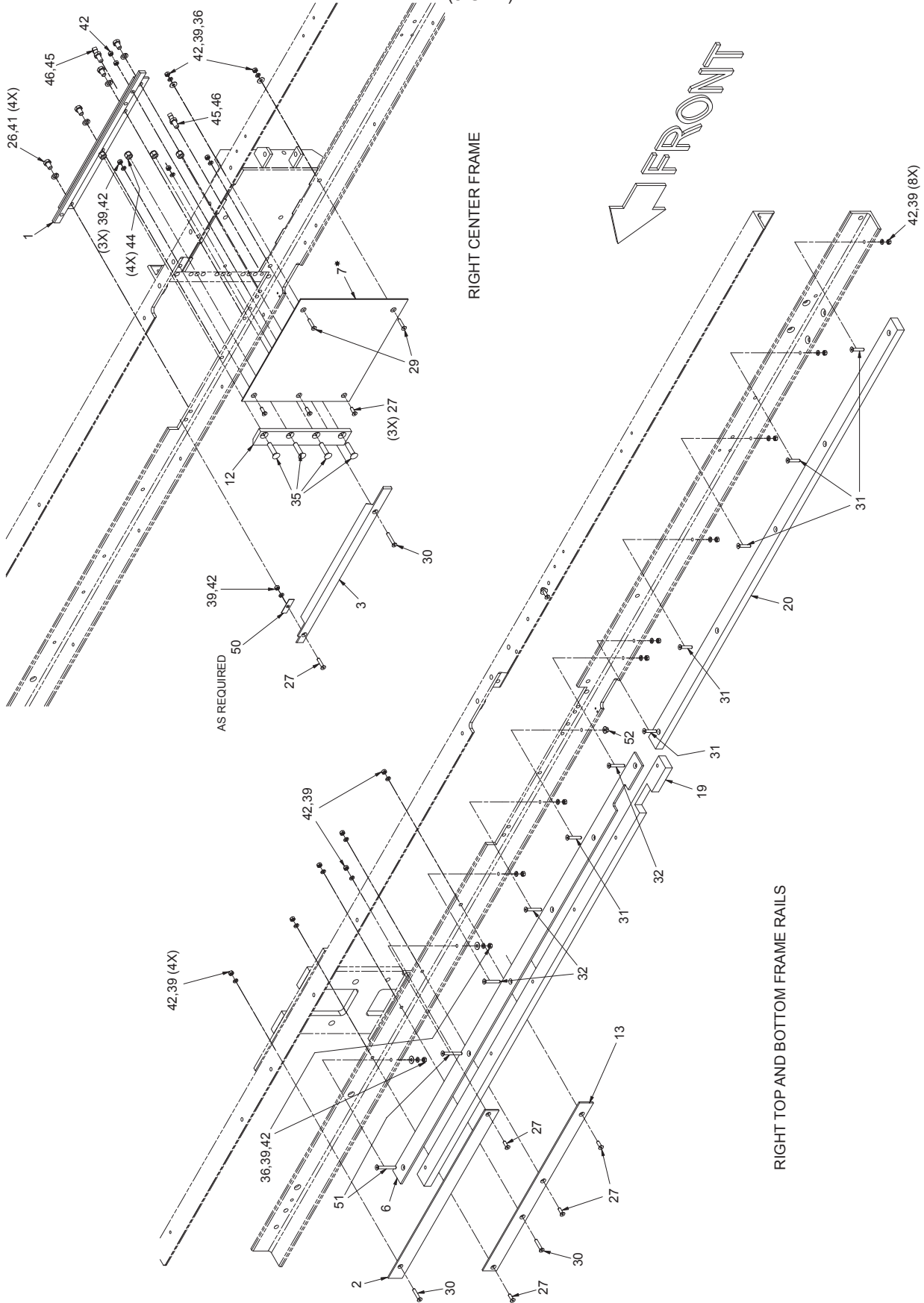
- *7 - 904383 PL, RH, CHM;
- *23 - 904385 PL,LH CHM;
- *24 - 904388 BAR,LH BTM;

SEE PAGE 124 FOR CHAMBER WEDGE INSTALLATION



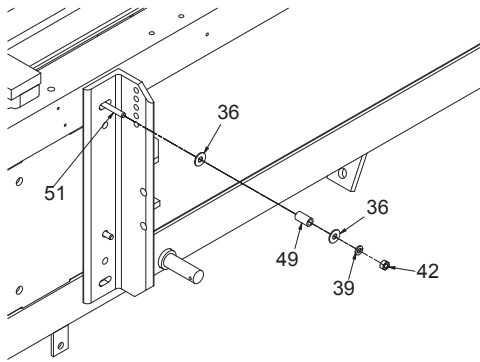
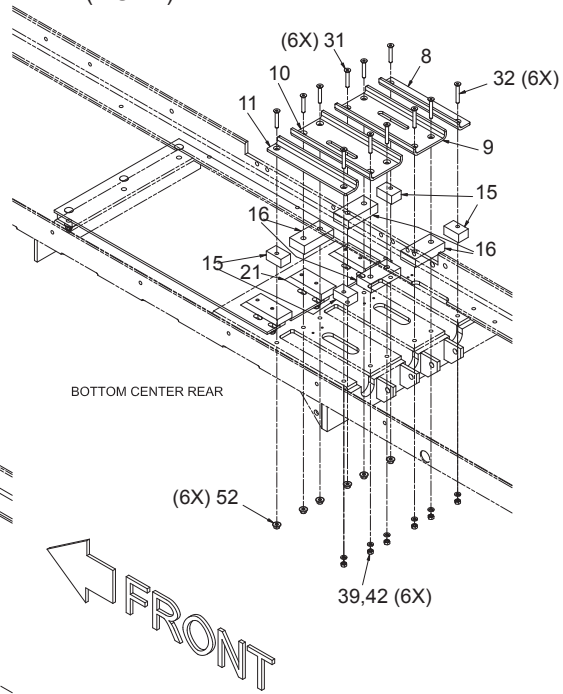
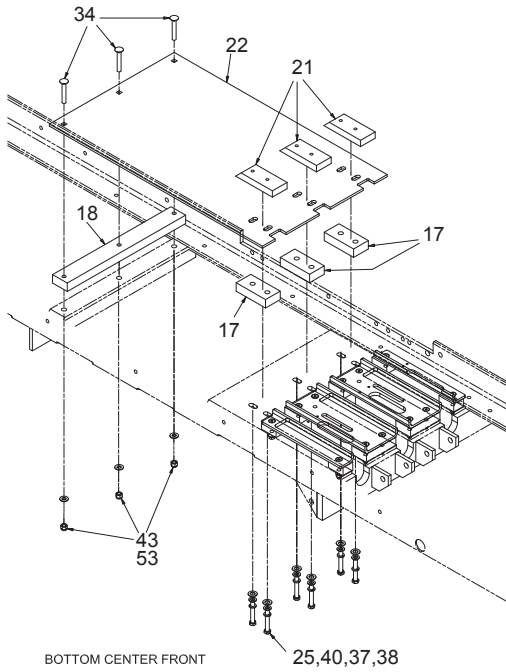
CHAMBER LINERS 16" to 15"

(3 OF 4)

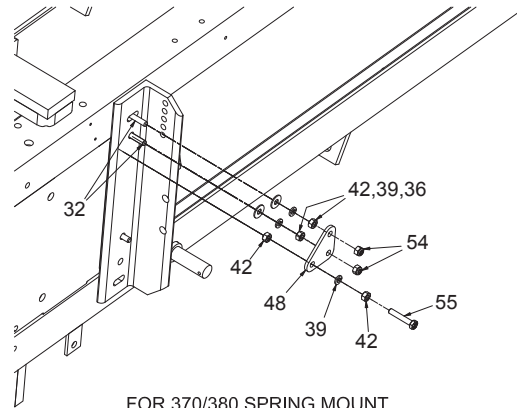


CHAMBER LINERS 16" to 15"

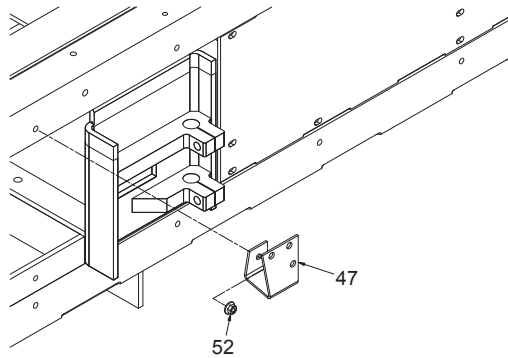
(4 OF 4)



FOR 375/385 SPRING MOUNT



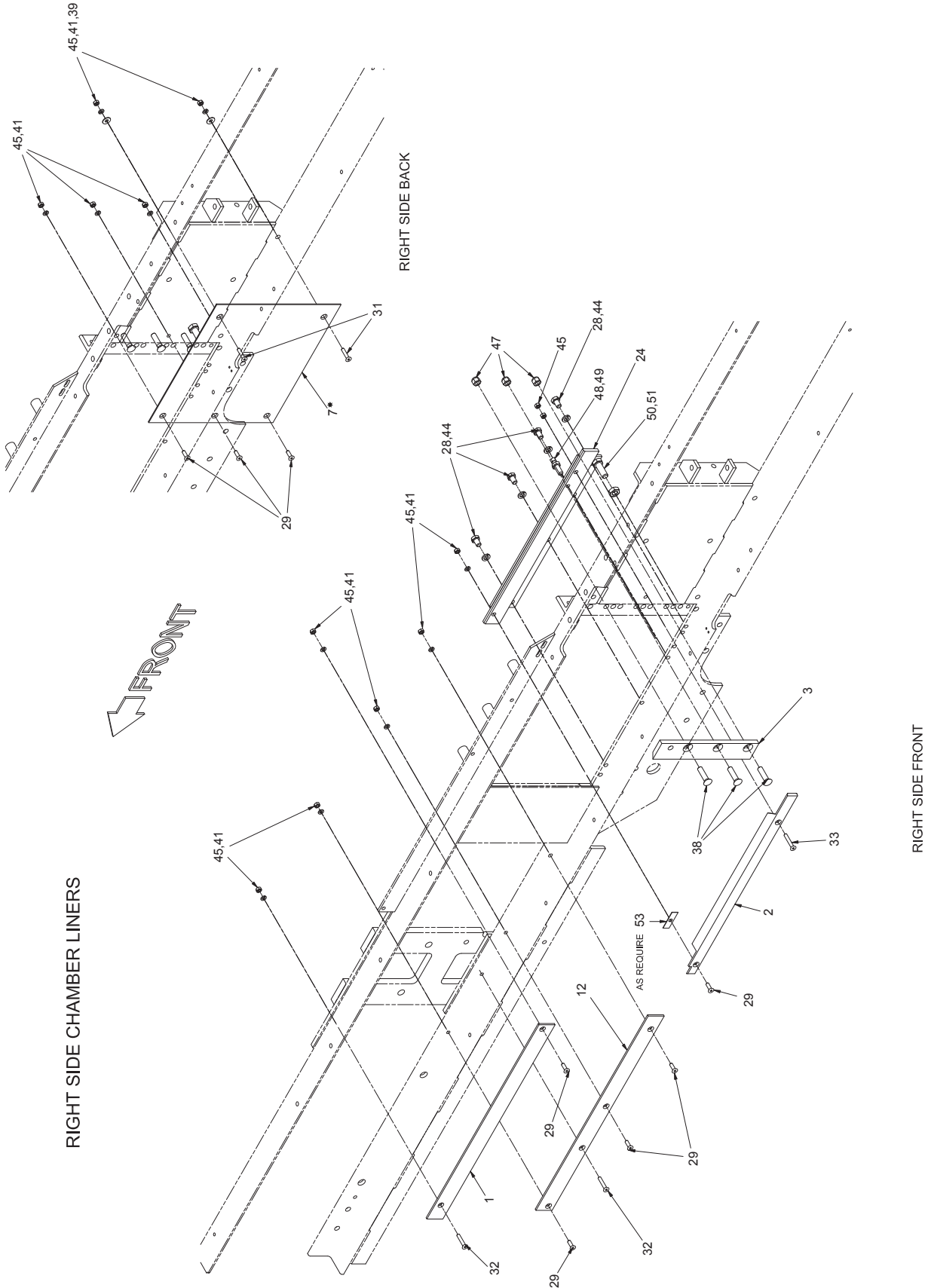
FOR 370/380 SPRING MOUNT



SHIELD BRACKET

CHAMBER LINERS 16" TO 14"

(1 OF 6)



CHAMBER LINERS 16" TO 14"

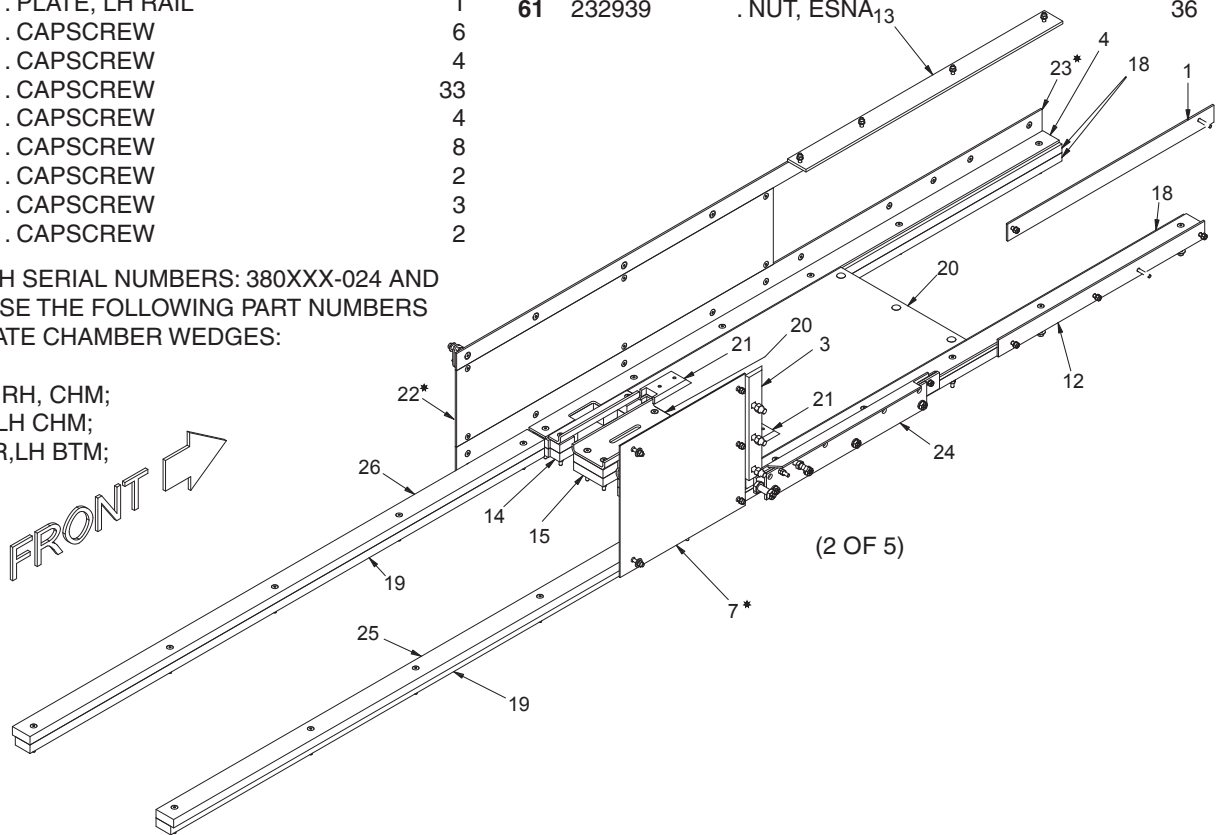
(2 OF 6)

REF NO.	PART NO.	DESCRIPTION	QTY. USED	REF NO.	PART NO.	DESCRIPTION	QTY. USED
903363 CHAMBER INSTALLATION				35	Y09G-0548	. CAPSCREW	10
1	F00000299	. BAR, UPPER RH	1	36	Y09G-0556	. CAPSCREW	20
2	F000007439	. ANGLE	1	37	CRB3753500	. BOLT, CARR	3
3	F000007744	. PLATE, KNIFE	1	38	PWB5002000	. BOLT, PLATEOW	3
4	F000007762	. PLUNGER RAIL, LH BTM	1	39	223428	. FLAT WASHER	19
5	F000007763	. BAR, SIDE	1	40	222677	. FLAT WASHER	6
6	F000007767	. PLUNGER RAIL, RH BTM	1	41	R13812513	. LOCKWASHER	84
7*	F000007812	. PLATE, RH CHM LINER	1	42	223427	. FLAT WASHER	6
8	F000007813	. BAR, RH BTM	1	43	234135	. LOCKWASHER	6
9	F000007816	. PLATE, RH	1	44	R13812516	. LOCKWASHER	4
10	F000007818	. PLATE, LH	1	45	221705W	. HEX NUT	54
11	F000007819	. BAR, BTM	1	46	R13811191	. LOCKNUT	3
12	PLG0026593	. BAR, RH BTM	1	47	223587	. NUT, ESNA	3
13	PLG035987D	. BAR, LH UPR RAIL	1	48	SQS5001750	. SQ HEAD SET SCREW	1
14	SPC0018514	. BAR, SPACER	8	49	234218	. JAM NUT	1
15	SPC0018515	. SPACER	8	50	Y17C-1028	. CAPSCREW	1
16	SPC0018516	. BAR, SPACER	6	51	222462	. JAM NUT	1
17	SPC0018517	. PLATE, FNT SPACER	2	52	Y27E-06	. WASHER	3
18	SPC0018519	. BAR, SPACER	4	53	901737	. SHIM	1
19	SPC035753B	. BAR	2	54	SPC0033118	. SPACER	1
20	902728	. PLATE, BTM LINER	1	55	MNT037222A	. PLATE, MOUNTING	1
21	903119	. BLOCK, TRACK	3	56	F000008153	. BRACKET	1
22*	903364	. PLATE, LH CHM	1	57	R13811016	. CAPSCREW	1
23*	903365	. BAR, LH BTM	1	58	Y09G-0544	. CAPSCREW	1
24	903368	. ADAPTER: CHAMBER 375H-14	1	59	Y09G-0564	. CAPSCREW	4
25	903370	. PLATE, RH RAIL	1	60	00273802	. NUT, SERRATED	1
26	903371	. PLATE, LH RAIL	1	61	232939	. NUT, ESNA ₁₃	36
27	R13811045	. CAPSCREW	6				
28	R13801840	. CAPSCREW	4				
29	Y09G-0516	. CAPSCREW	33				
30	Y09G-0520	. CAPSCREW	4				
31	Y09G-0524	. CAPSCREW	8				
32	Y09G-0528	. CAPSCREW	2				
33	Y09G-0532	. CAPSCREW	3				
34	Y09G-0516	. CAPSCREW	2				

* STARTING WITH SERIAL NUMBERS: 380XXX-024 AND ASC-0385-101, USE THE FOLLOWING PART NUMBERS TO ACCOMMODATE CHAMBER WEDGES:

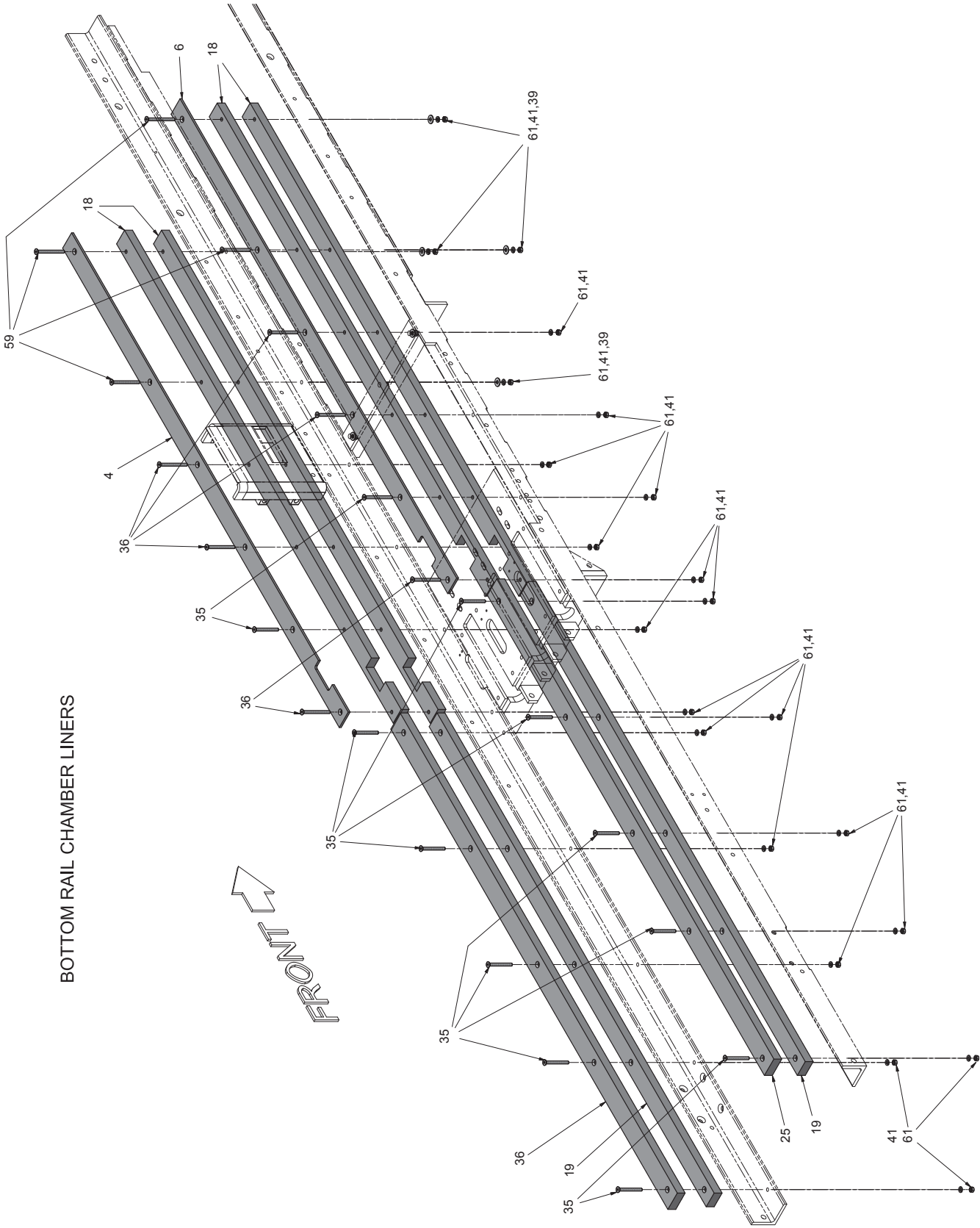
- *7 - 904383 PL, RH, CHM;
- *22 - 904385 PL, LH CHM;
- *23 - 904388 BAR, LH BTM;

SEE PAGE 124 FOR CHAMBER WEDGE INSTALLATION



CHAMBER LINERS 16" TO 14"

(4 OF 6)

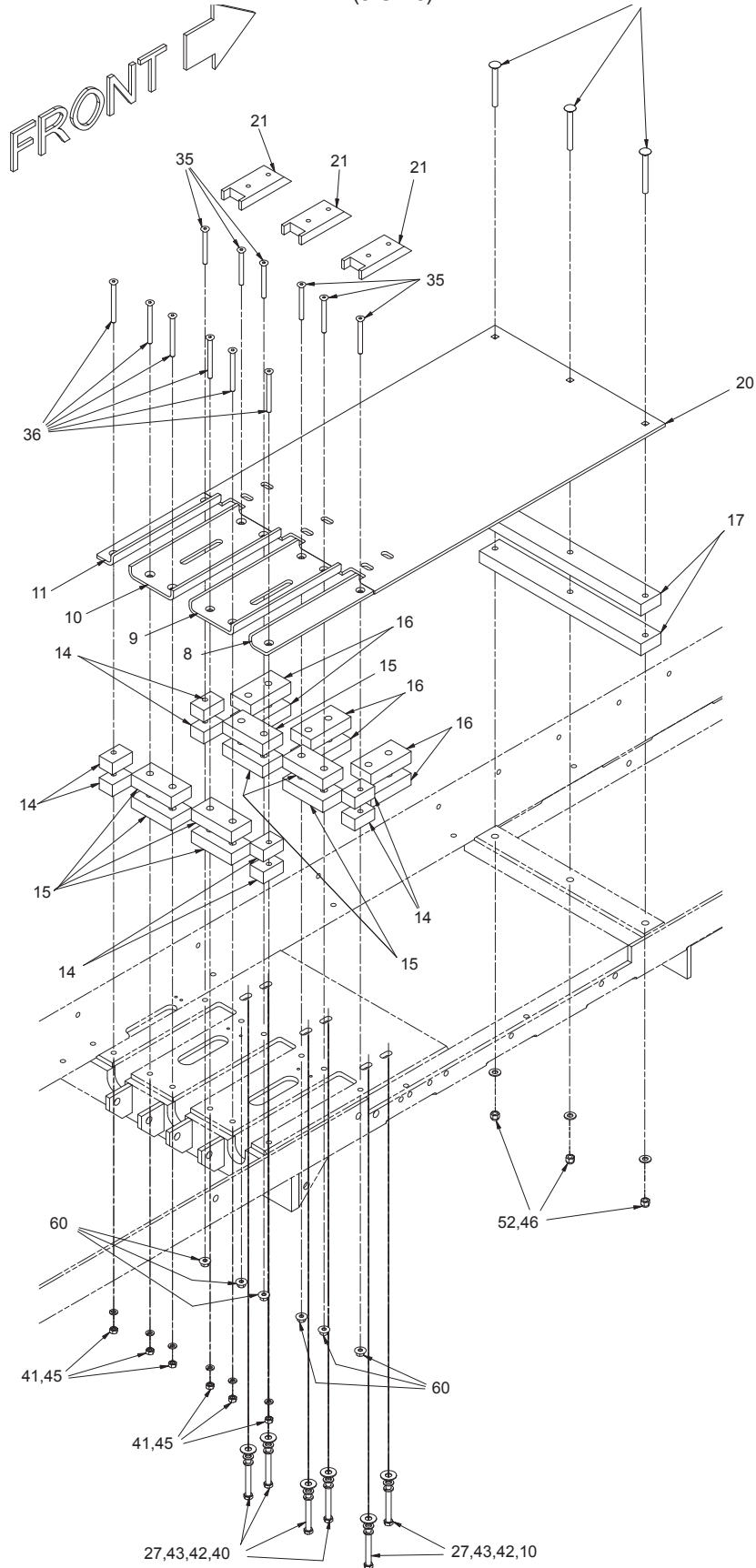


BOTTOM RAIL CHAMBER LINERS

FRONT

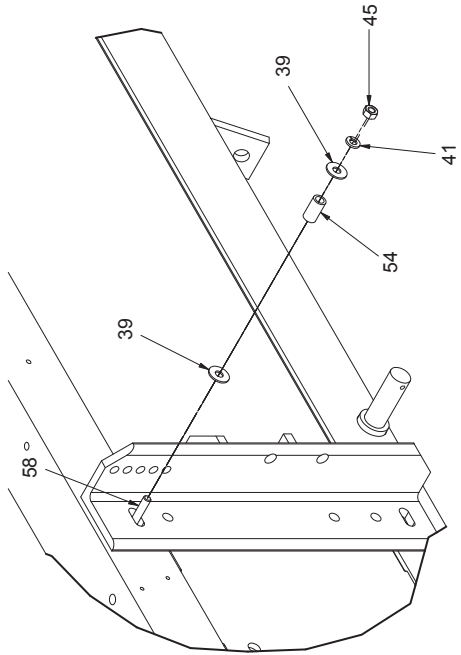
CHAMBER LINERS 16" TO 14"

(5 OF 6)



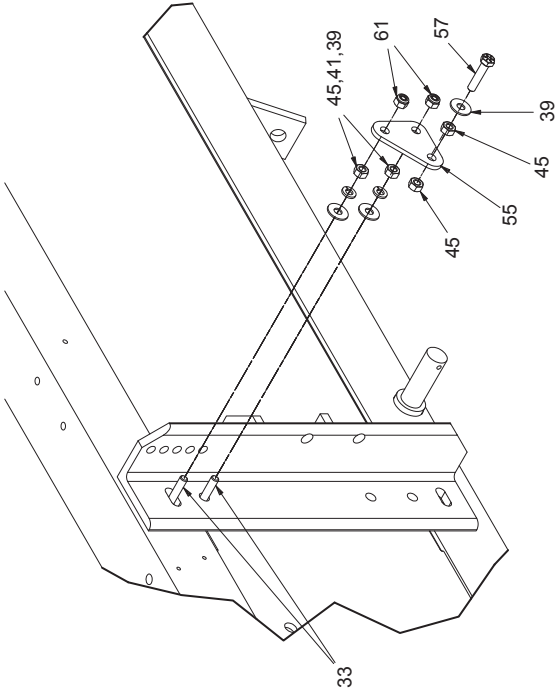
CHAMBER LINERS 16" TO 14"

(6 OF 6)

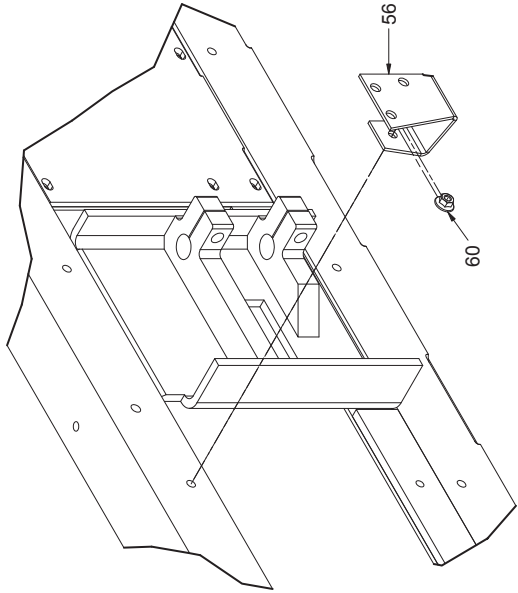


375/385 SPRING MOUNT

FRONT



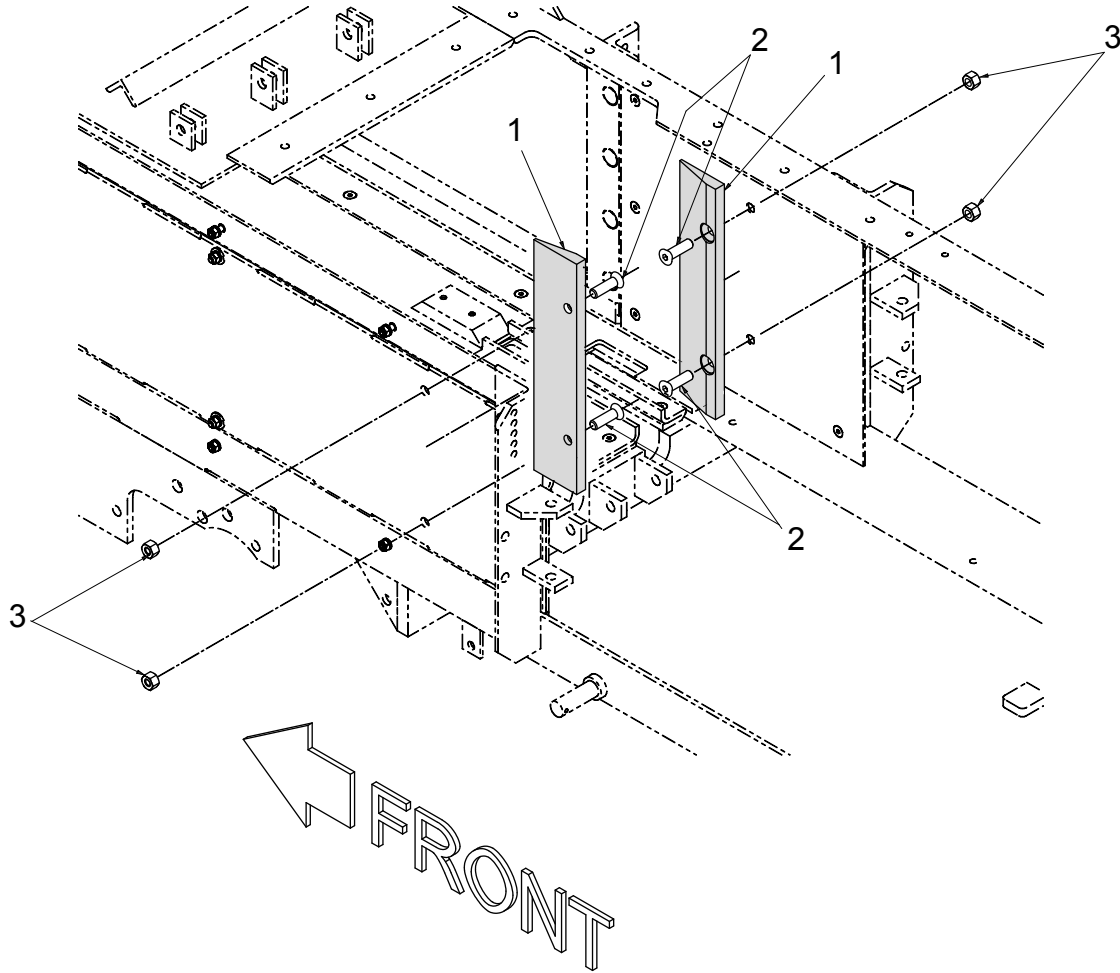
370/380 SPRING MOUNT



SHIELD BRACKET

CHAMBER WEDGE INSTALLATION

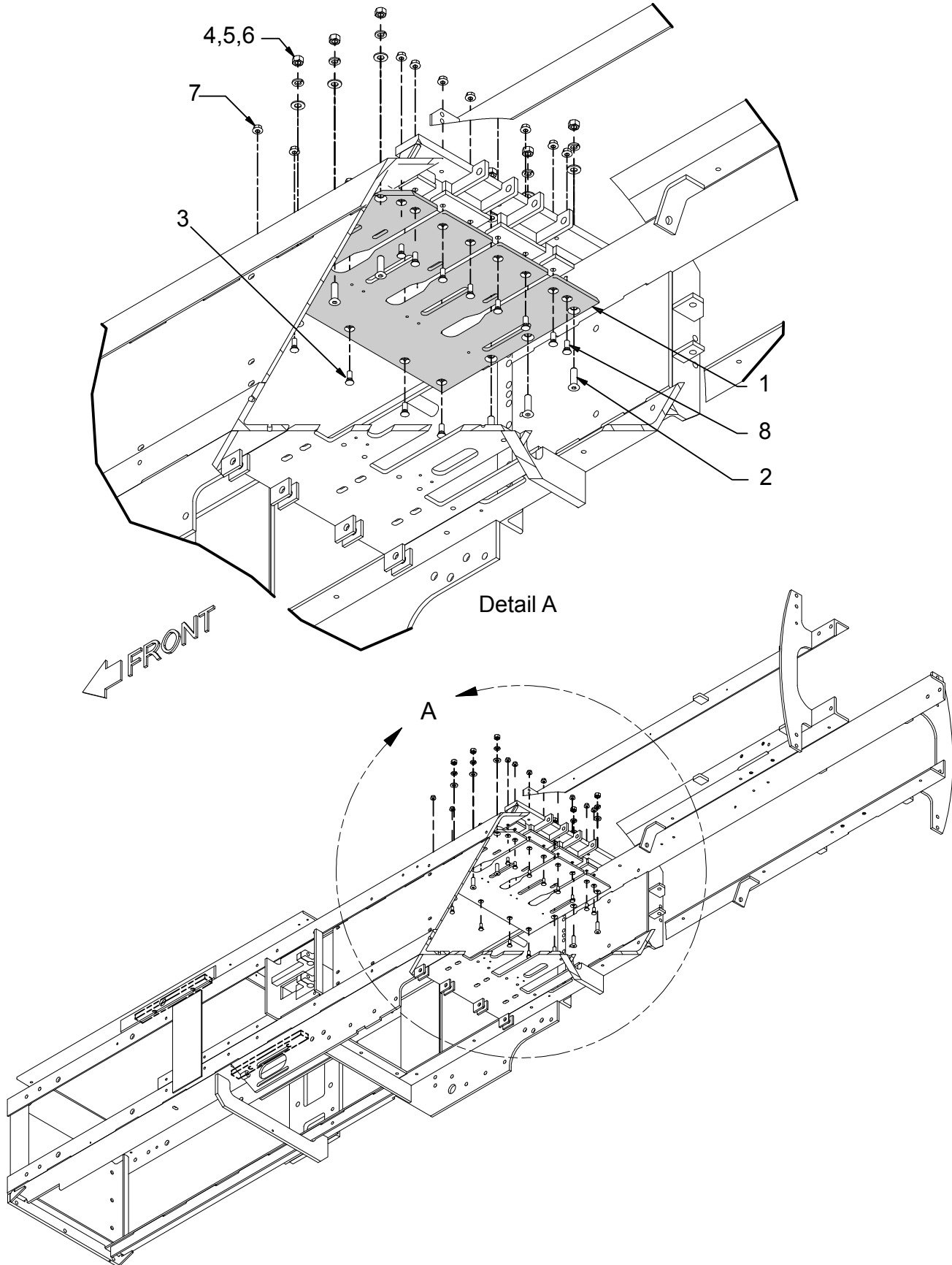
16 INCH FRAME REFERENCED.
WEDGES CAN BE USED ON:
16 INCH FRAME
16 TO 15 INCH FRAME
16 TO 14 INCH FRAME



CHAMBER WEDGE INSTALLATION

REF NO.	PART NO.	DESCRIPTION	QTY. USED
	FOP0902774	CHAMBER WEDGE INSTALLATION	
1	902729	BAR, WEDGE	2
2	Y09G-0828	CAPSCREW	4
3	223587	NUT, ESNA	4

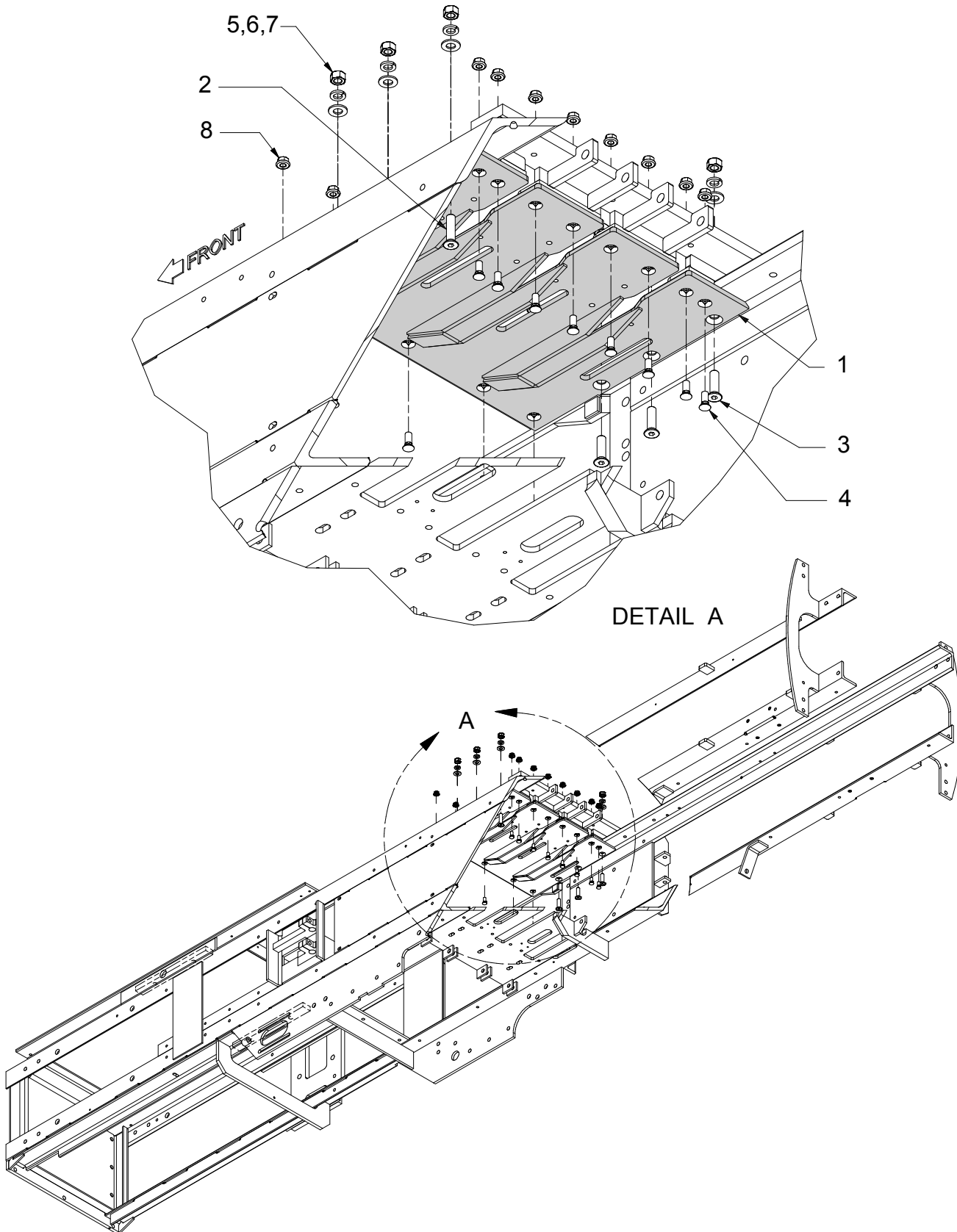
CHAMBER TOP PLATE, BOLT ON INSTALLATION (380)



CHAMBER TOP PLATE, BOLT ON INSTALLATION (380)

REF NO.	PART NO.	DESCRIPTION	QTY. USED
	904036	TOP PLATE INSTALLATION	
1	902535	. PLATE, TOP	1
2	Y09G-0828	. CAPSCREW	6
3	PWB3751000	. BOLT, PLOW	5
4	223634	. WASHER	6
5	234665	. LOCKWASHER	6
6	221711W	. NUT	6
7	09411507	. NUT	13
8	PWB3751250	. BOLT, PLOW	8

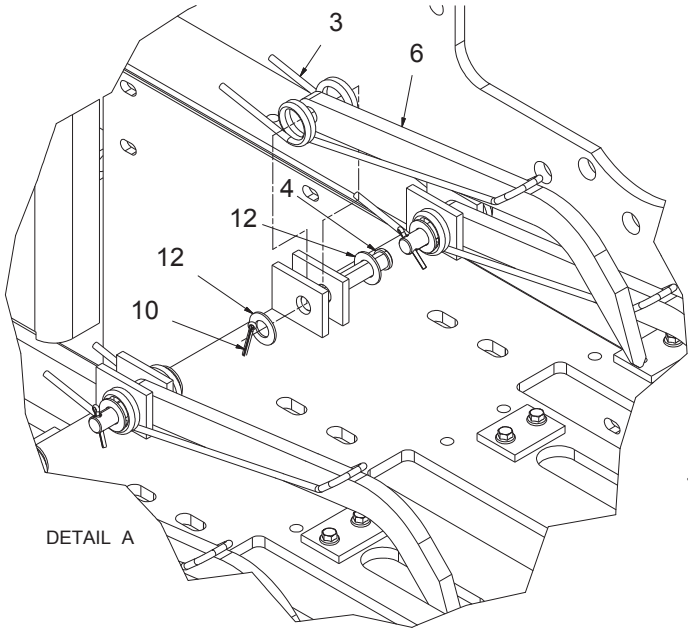
CHAMBER TOP PLATE, BOLT ON INSTALLATION (385)



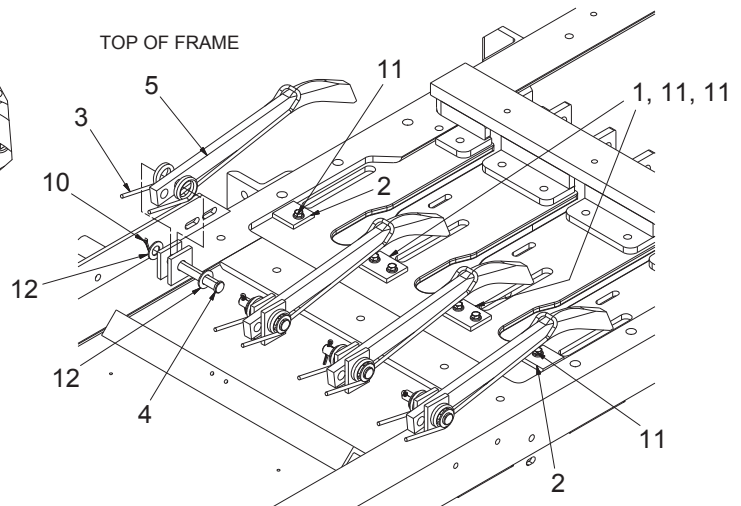
CHAMBER TOP PLATE, BOLT ON INSTALLATION (385)

REF NO.	PART NO.	DESCRIPTION	QTY. USED
	904037	TOP PLATE INSTALLATION	
1	902534	. PLATE, TOP	1
2	Y09G-0828	. CAPSCREW	3
3	Y09G-0832	. CAPSCREW	3
4	PWB3751250	. BOLT, PLOW	13
5	223634	. WASHER	6
6	234665	. LOCKWASHER	6
7	221711W	. NUT	6
8	09411507	. NUT	13

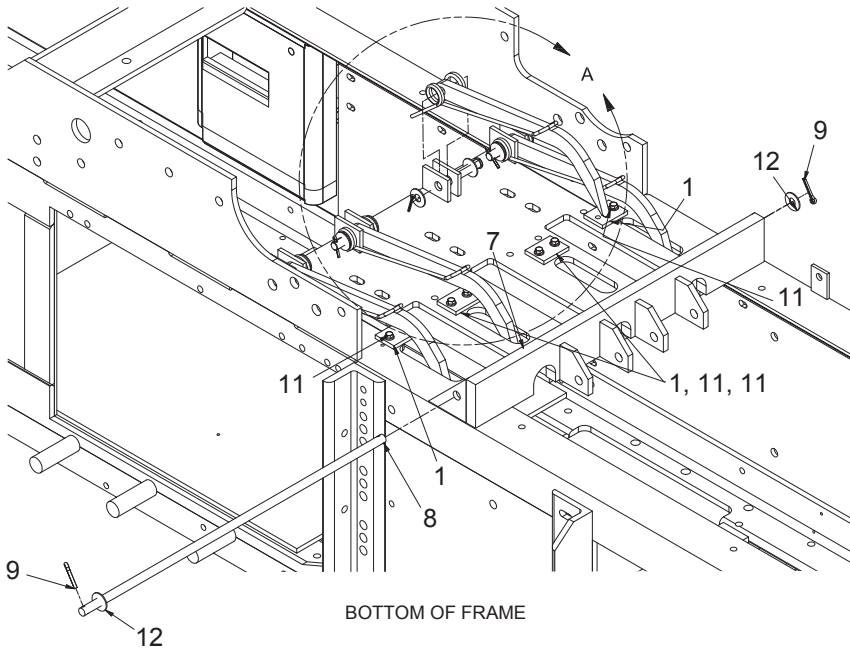
HAY DOGS 380



DETAIL A



TOP OF FRAME



BOTTOM OF FRAME

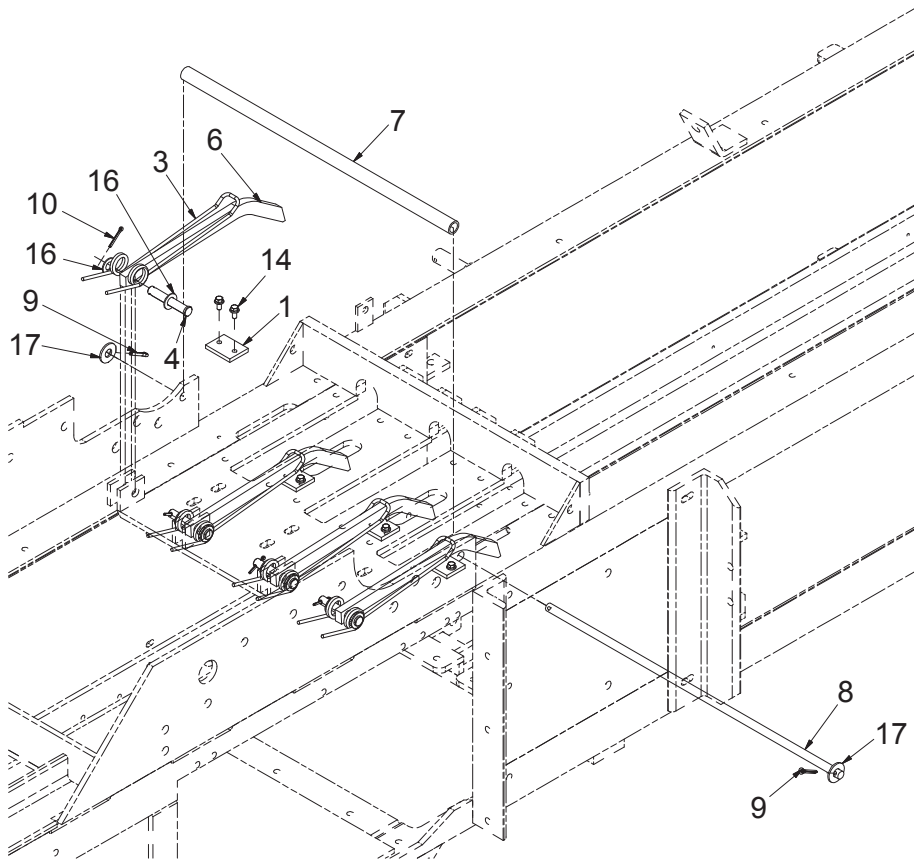
HAY DOGS 380

REF NO.	PART NO.	DESCRIPTION	QTY. USED
	902108	HAYDOG INSTL, 16"	
	902181	HAYDOG INSTL,KITTED 16" TO 15"	
	903930	HAYDOG INSTL,KITTED 16" TO 14"	
1	PAD0025218	PAD	6
2	PAD0025219	PAD	2
3	F00000188	SPRING, HAY DOG	8
4	F00000220	PIN, HAY DOG	8
5	F000007911	HAY DOG TOP	4
6 *	-----	HAY DOG BOTTOM	4
7	F000008105	GUIDE, PIPE	1
8	F000008104	ROD, GUIDE	1
9	COT0000801	PIN, COTTER	2
10	Y10F-0520	PIN, COTTER	8
11	221872	CAPSCREW	14
12	R1381148	WASHER	18

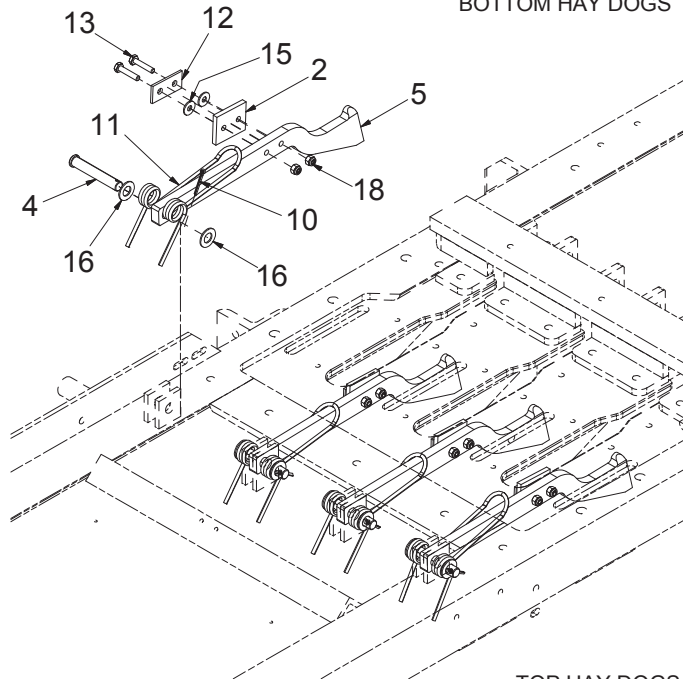
* See Chart

HAY DOG INST	ITEM 6
902108 BC	F000000837
902181 E	DOG0018520
903930 B	DOG0021160

HAY DOGS 385



BOTTOM HAY DOGS



TOP HAY DOGS

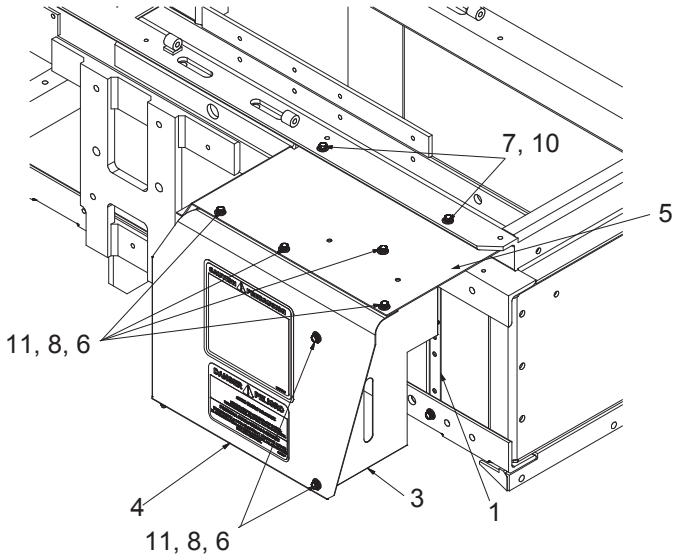
HAY DOGS 385

REF NO.	PART NO.	DESCRIPTION	QTY. USED
	902182	HAYDOG INSTL, 16"	
	902180	HAYDOG INSTL, KITTED 16 TO 15"	
	903383	HAYDOG INSTL, KITTED 16 TO 14"	
1	PAD0025218	SILENCER PAD, HAY DOG	4
2	CUS0032524	PAD, HAY DOG	4
3	F000000188	SPRING, HAY DOG	4
4	F000000220	PIN, HAY DOG	8
5	DOG0035704	HAY DOG, TOP	4
6 *	-----	HAY DOG, BOTTOM	4
7	F0000008105	PIPE, BOTTOM TWINE GUIDE	1
8	F0000008104	ROD, BOTTOM TWINE GUIDE	1
9	COT0000801	COTTER PIN	2
10	00103385	COTTER PIN	8
11	SPG0023160	SPRING, SIDE HAY DOG	4
12	CLP0032525	CLAMP, HAY DOG PAD	4
13	R13801782	CAPSCREW	8
14	221872	CAPSCREW	8
15	R13811443	WASHER	8
16	R13811448	WASHER	16
17	223634	WASHER	2
18	235620	NUT	8

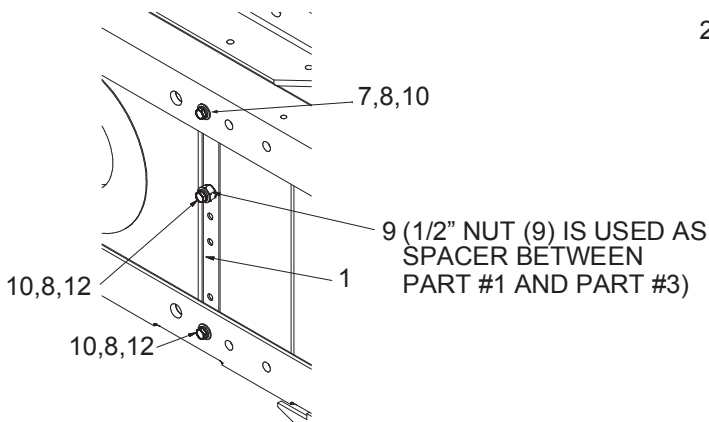
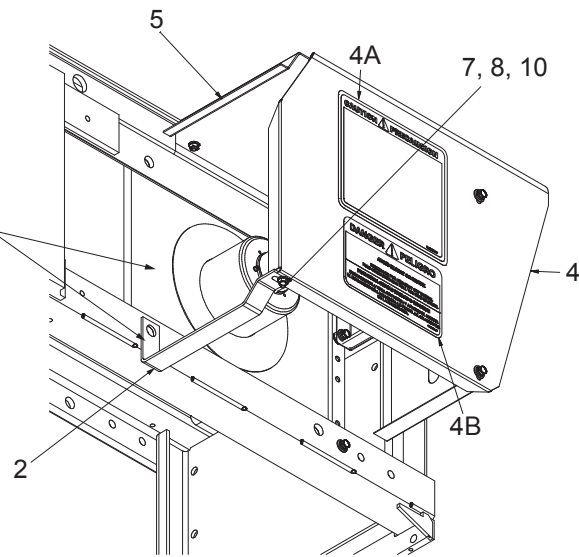
* See Chart

HAY DOG INST	ITEM 6
902182 C	F000000837
902180 B	DOG0018520
903383 B	DOG0021160

FEED ARM/CONNECTING ARM SHIELD



BRACKET (2) IS ATTACHED
WHEN SIDE PLATE IS
MOUNTED.

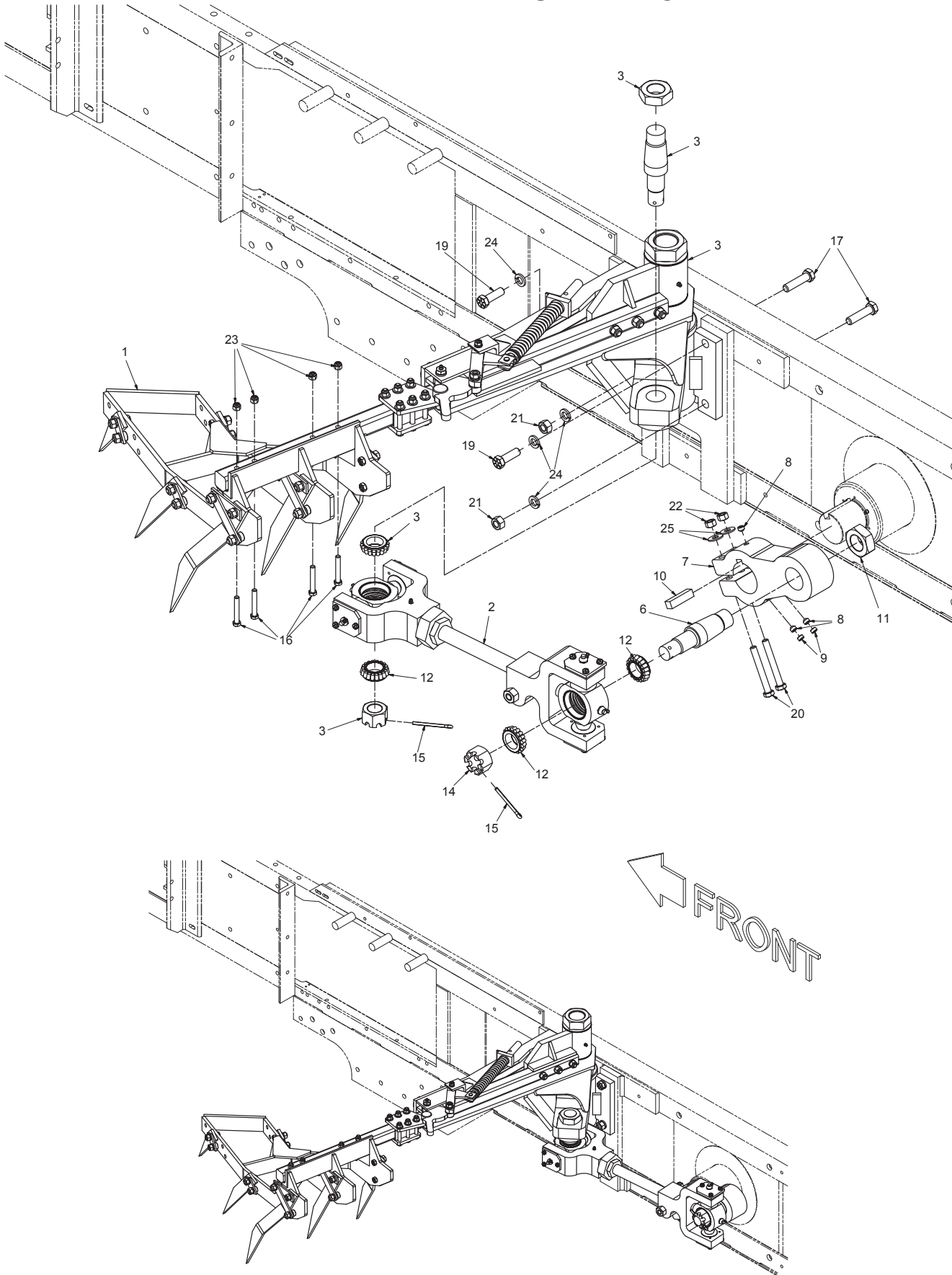


PART #3 MOUNTING

FEED ARM/CONNECTING ARM SHIELDING (16"/15" KITTED)

REF NO.	PART NO.	DESCRIPTION	QTY. USED
1	SHD0006906	PLATE, MOUNTING	1
2	SHD0016332	PLATE, BRACE	1
3	903984	SHIELD, CRANK ARM	1
4	903319	CRANK ARM SHIELD-SIDE W/DECALS	1
4A	FD00023473	. DECAL, CAUTION(9 1/4 X 10)	1
4B	FD00025126	. DECAL, PICKUP HAZARD WARNING	1
5	SHD0007002	PLATE, SHIELD	1
6	SMS0000184	BOLT, WHIZ	7
7	SMS0000177	BOLT, WHIZ	2
8	223428	WASHER	10
9	221711W	NUT	1
10	00273802	NUT	5
11	NCC0003125	CAGE NUT	7
12	SMS0000815	BOLT, WHIZ	3

FEED ARM DRIVE INSTALLATION



FEED ARM DRIVE INSTALLATION

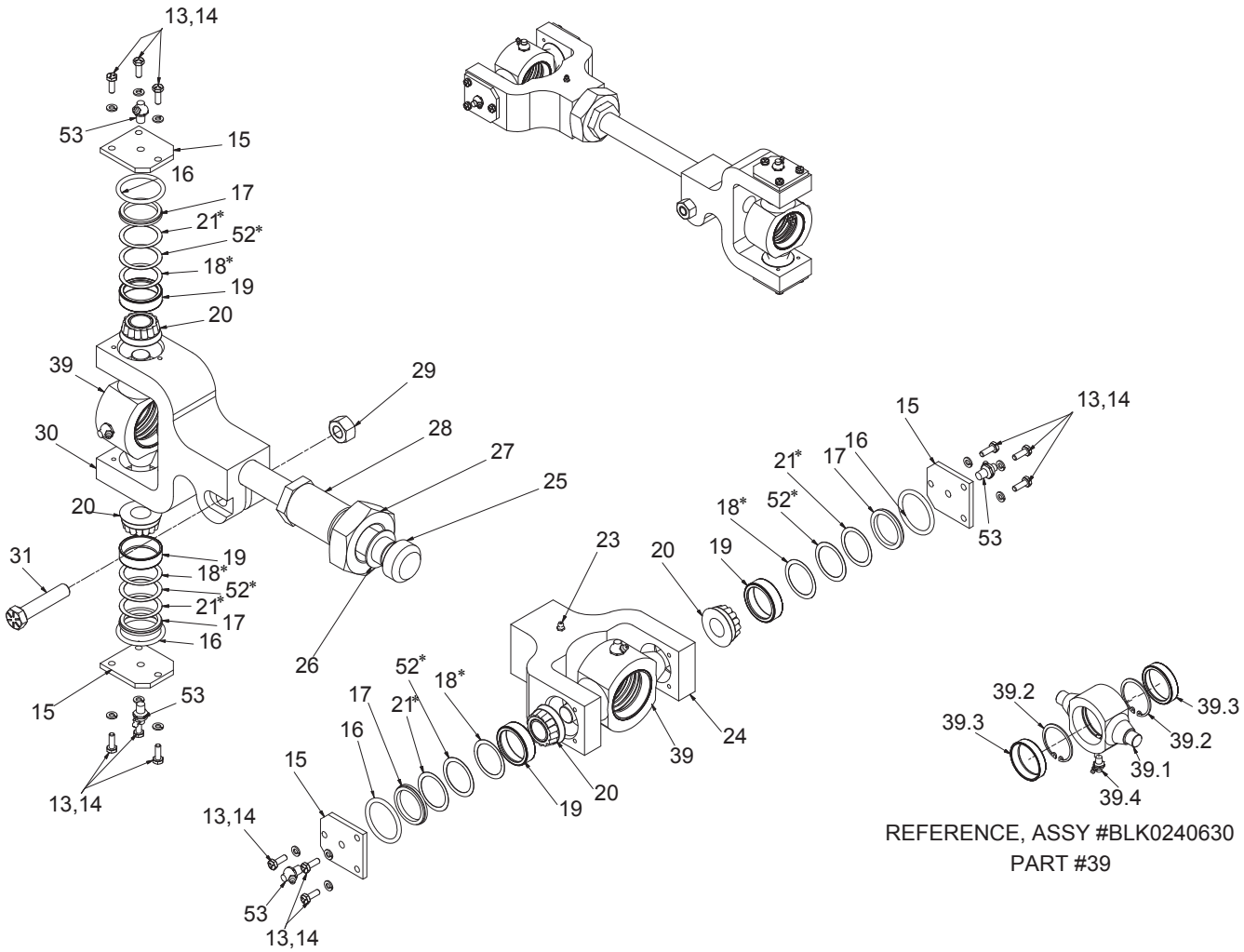
REF NO.	PART NO.	DESCRIPTION	QTY. USED
1 *	F000007966	FEED FORK ASSEMBLY	1
2**	ARM0000027	CONNECT ROD ASSY, FEED ARM	1
3***	FAF2410800	PIVOT SHAFT ASSEMBLY	1
6	PIN0024065	PIN, FEED ARM CRANK	1
7	CRA0024058	PLATE, CRANK ARM	1
8	STS5000500	SET SCREW	3
9	STS5000250	SET SCREW	2
10	ZZ00000456	KEY	1
11	NMS0024111	NUT	1
12	BRG0048500	BEARING ASSEMBLY	3
14	229933	NUT, SLOTTED	1
15	COT0001006	COTTER PIN	2
16	Y18C-0640	CAPSCREW	4
17	221630W	CAPSCREW	2
19	Y17C-1032	CAPSCREW	2
20	R13802054	CAPSCREW	2
21	229952	NUT	2
22	NHF0005000	NUT	2
23	224118	NUT	4
24	223694	LOCKWASHER	4
25	R13811433	WASHER	2

* SEE PAGE 144

** SEE PAGE 138

*** SEE PAGE 140

FEED ARM CONNECTING ROD ASSEMBLY



* MUST HAVE EQUAL THICKNESS OF SHIMS
ON EACH SIDE OF PART #24 &/OR #30

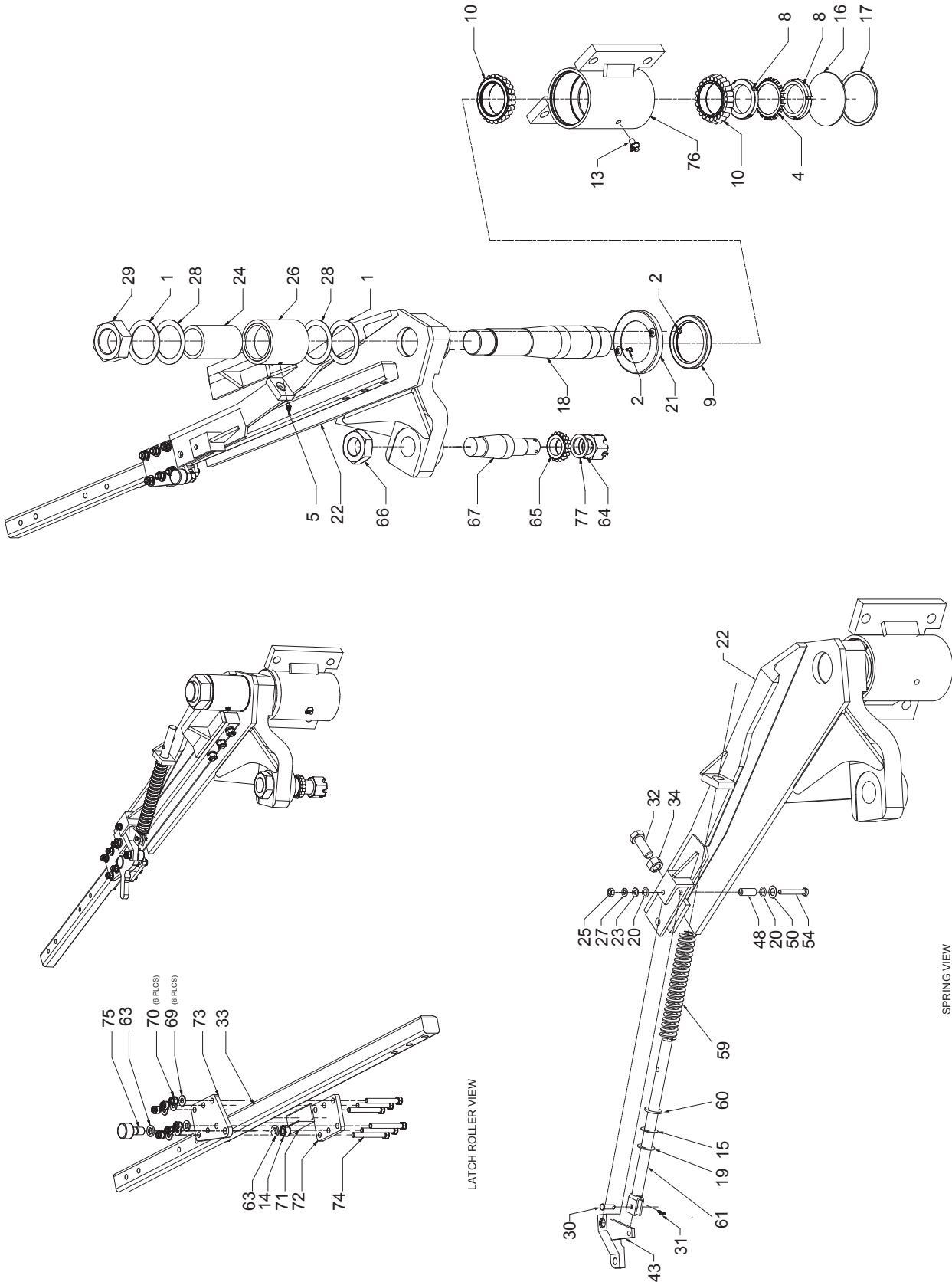
FEED ARM CONNECTING ROD ASSEMBLY

REF NO.	PART NO.	DESCRIPTION	QTY. USED	REF NO.	PART NO.	DESCRIPTION	QTY. USED
	ARM0000027	FEED ARM CONNECTING ROD ASSY		26	ZZ00000207	. BUSHING	1
13	223574	. CAPSCREW	12	27	F000008140	. JAM NUT	1
14	223871	. LOCKWASHER	12	28	F000008259	. NUT, SWIVEL	1
15	CVR0024052	. PLATE, CAP	4	29	NFH0625000	. NUT	1
16	203513	. O-RING	4	30	YOK0024056	. YOKE, BRG BLOCK	1
17	SPC0024066	. SPACER	4	31	R13806355	. CAPSCREW	1
18*	SHM2406702	. SHIM, BRG	AR	39	BLK0240630	. BEARING BLOCK ASSEMBLY	1
19	BRG0012610	. BEARING CUP	4	39.1	BLK0024063	. BEARING BLOCK	1
20	BRG0012600	. BEARING ASSEMBLY	4	39.2	Y435241.047	. RING RETAINING	2
21*	SHM2406701	. SHIM, BRG	AR	39.3	BRG0048510	. BEARING CUP	2
23	11079	. FITTING, LUBE	1	39.4	F000001661	. FITTING	1
24	YOK0024055	. YOKE, SWIVEL	1	52*	SHM2406700	. SHIM, BRG	AR
25	F000008258	. ROD, CONNECTING	1	53	F000001661	. FITTING	4

AR - AS REQUIRED

* MUST HAVE EQUAL THICKNESS OF SHIMS
ON EACH SIDE OF PART #24 &/OR #30

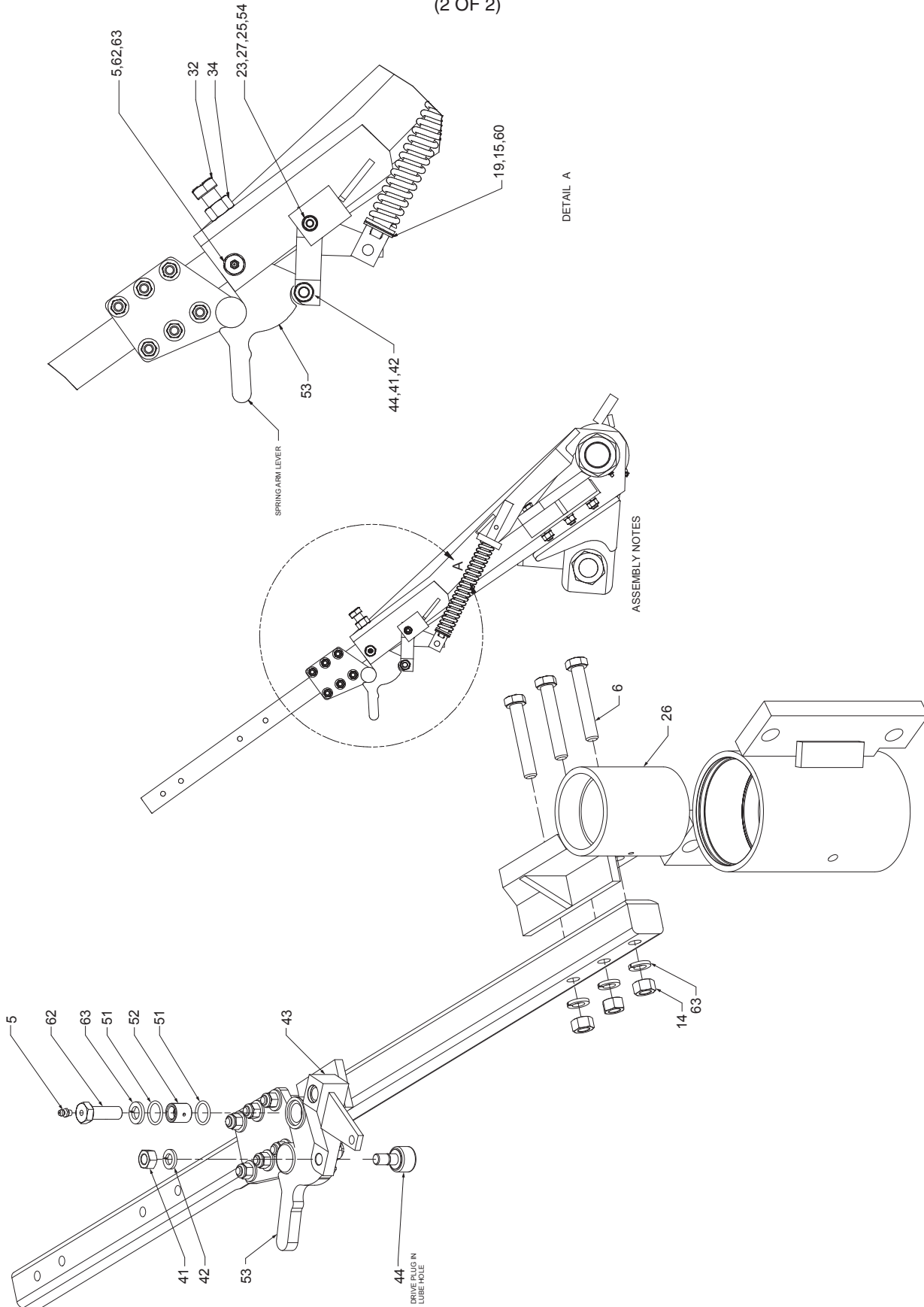
FEED ARM PIVOT SHAFT ASSEMBLY (1 OF 2)



FEED ARM PIVOT SHAFT ASSEMBLY

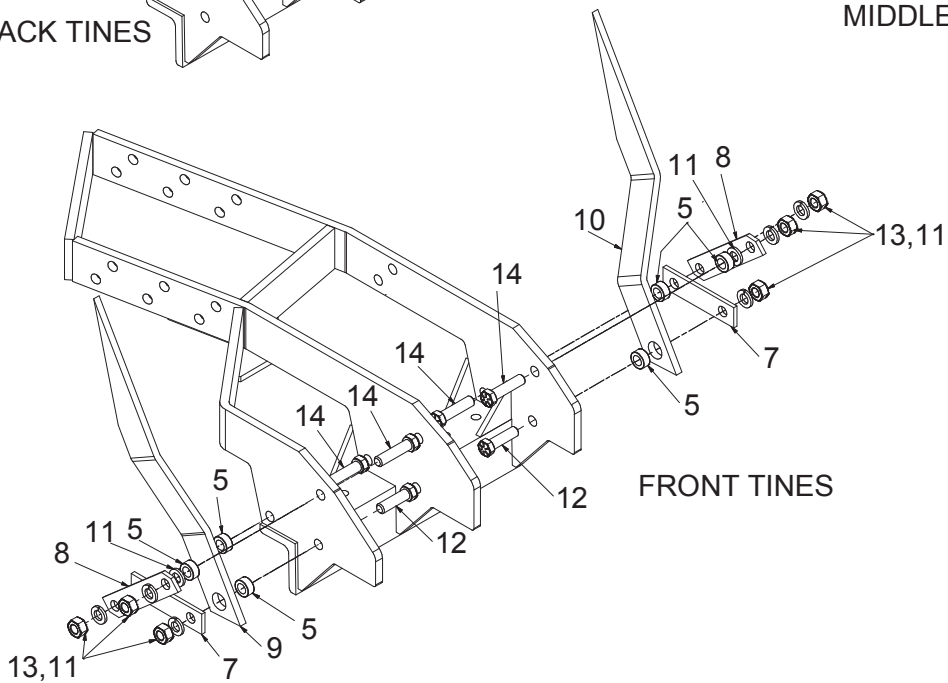
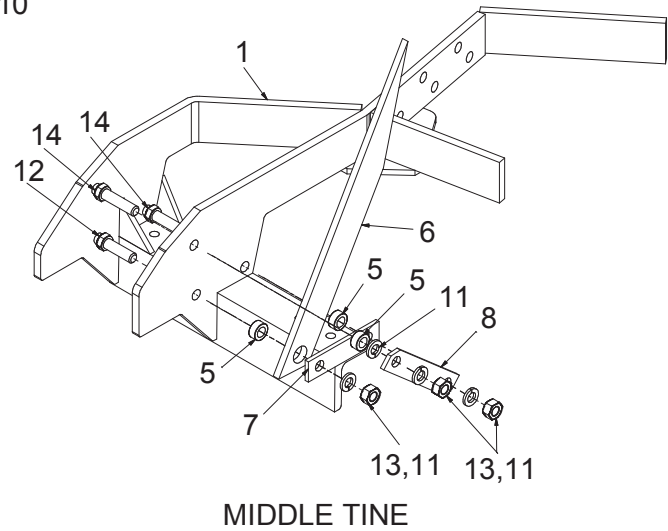
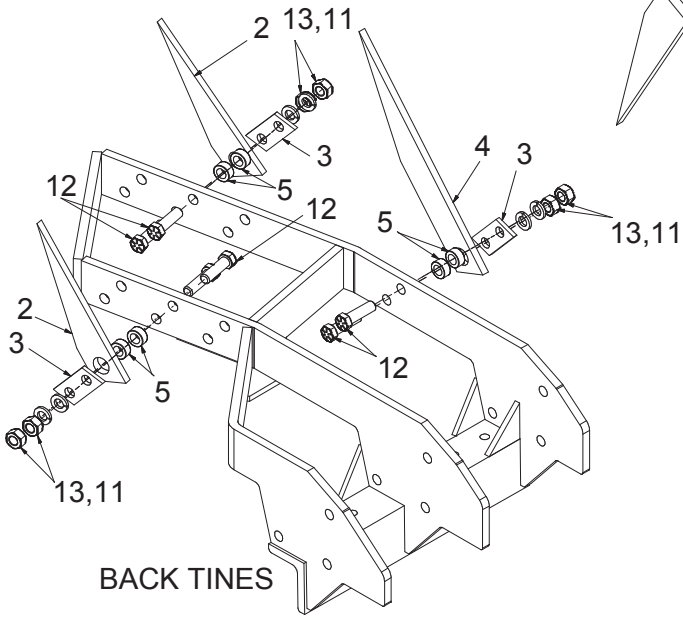
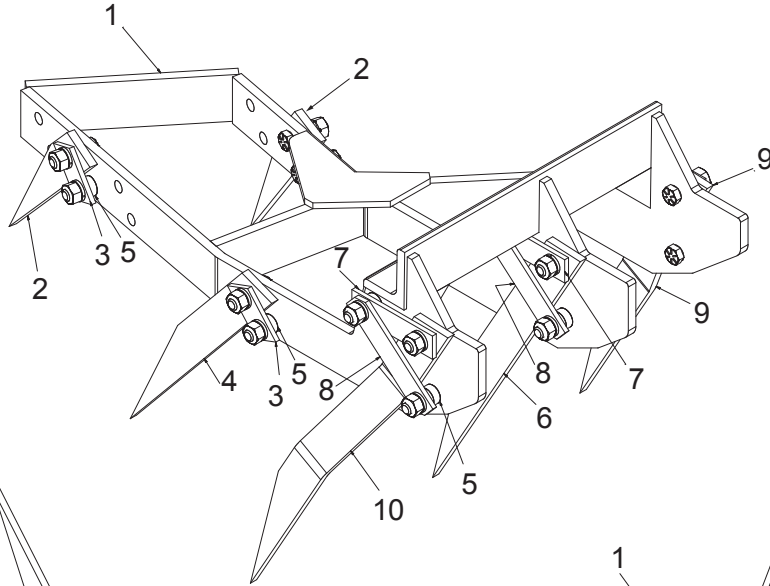
REF NO.	PART NO.	DESCRIPTION	QTY. USED	REF NO.	PART NO.	DESCRIPTION	QTY. USED
	FAF2410800	PIVOT SHAFT ASSEMBLY		33	F000007529	. BAR	1
1	F000008187	. PLATE, WASHER	2	34	229952	. NUT	1
2	Y10G-(1032)06	. CAPSCREW	2	41	221398	. NUT	1
4	F000008132	. LOCKWASHER	1	42	200603	. LOCKWASHER	1
5	11079	. FITTING, LUBE	2	43	F000007606	. TRIP ARM ASSEMBLY	1
6	R13806350	. CAPSCREW	3	44	F00000822	. SEALED CAM FOLLOWER	1
8	F000008131	. NUT, BRG	2	48	F000008262	. SLEEVE	1
9	F000008135	. SEAL	1	50	F000008315	. WASHER	1
10	F000008134	. BEARING CONE	2	51	F000007610	. QUAD-RING	2
13	F000001661	. FITTING	1	52	F000007607	. BEARING, INNER RACE	1
14	221712W	. HEX NUT	4	53	F000007604	. LATCH HOOK	1
15	ZZ00000201	. BUSHING	AR	54	241691	. CAPSCREW	1
16	F000008129	. PLATE, HSG CAP	1	59	F000008296	. SPRING, TRIP ARM	1
17	F000008130	. RING, RETAINING	1	60	226272	. BUSHING	AR
18	F000008126	. SHAFT, PIVOT	1	61	ROD0013590	. SPRING ROD	1
19	ZZ00000206	. BUSHING	AR	62	F000007605	. CAPSREW	1
20	203249	. ORING	2	63	R13812516	. LOCKWASHER	6
21	F000008136	. PLATE,DUST CAP	1	64	229933	. NUT, SLOTTED	1
22	FAF0024108	. FEED ARM	1	65	BRG0048500	. BEARING ASSEMBLY	1
23	R13802619	. WASHER	1	66	NMS0024111	. NUT	1
24	F000008139	. TUBE, SLEEVE	1	67	PIN0024065	. PIN,FEED ARM CRANK	1
25	R13803725	. NUT	1	69	Y27E-06	. WASHER	6
26	F000008127	. HOUSING ASSEMBLY	1	70	237567	. NUT	6
	F000008141	. . BUSHING, 2 PAIR		71	903597	. ANGLE	1
27	201566	. LOCKWASHER	1	72	903596	. PLATE, BTM	1
28	F000008334	. PLATE, WASHER	AR	73	903595	. PLATE, TOP	1
29	F000008140	. JAM NUT	1	74	R13811043	. CAPSCREW	6
30	F000001561	. CLEVIS PIN	1	75	F000004050	. ROLLER	1
31	00103384	. COTTER PIN	1	76	903850	. BEARING HOUSING ASSEMBLY	1
32	Y17C-1028	. CAPSCREW	1	77	ZZ00000228	. BUSHING	1

FEED ARM PIVOT SHAFT ASSEMBLY (2 OF 2)



INTENTIONALLY LEFT BLANK

FEED FORK ASSEMBLY

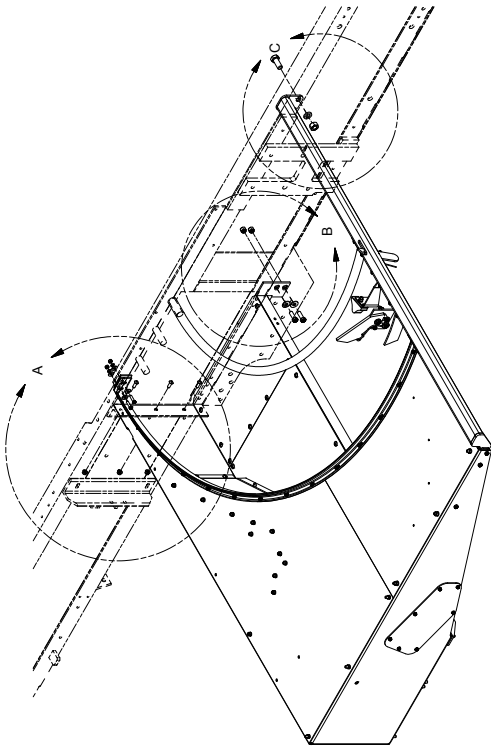


FEED FORK ASSEMBLY

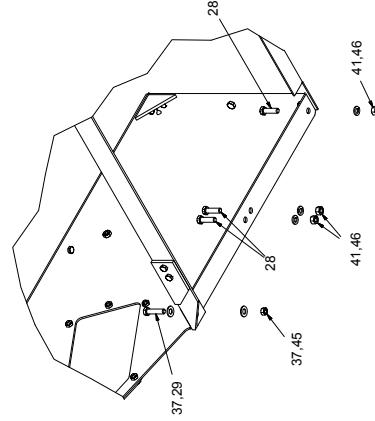
REF NO.	PART NO.	DESCRIPTION	QTY. USED
	F000007966	FEED FORK ASSEMBLY F/16" FRAME	
1	F000008231	. FRAME, FEED FORK	1
2	F000001603	. LEADING TINE, SHORT	2
3	F000001195	. BAR, CLIP	3
4	F000001189	. LEADING TINE	1
5	F000001193	. BUSHING	15
6	F000007968	. TRAILING TINE, CENTER	1
7	F000007970	. TINE STRAP, INSIDE	3
8	F000007971	. TINE STRAP, OUTSIDE	3
9	F000007967	. TRAILING TINE, INSIDE	1
10	F000007969	. TRAILING TINE, OUTSIDE	1
11	223595	. LOCKWASHER	18
12	R13810879	. CAPSCREW	9
13	221710W	. NUT	15
14	R13802037	. CAPSCREW	6

FEEDER HOUSE INSTALLATION

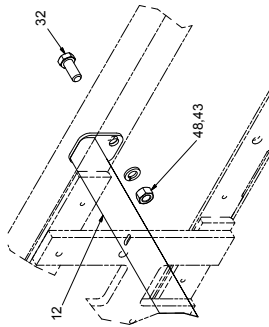
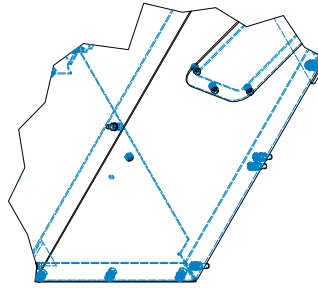
(1 OF 2)



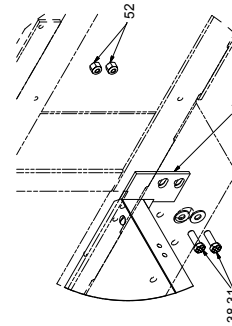
FASTENERS MOUNTING FEEDER HOUSE TO FRAME



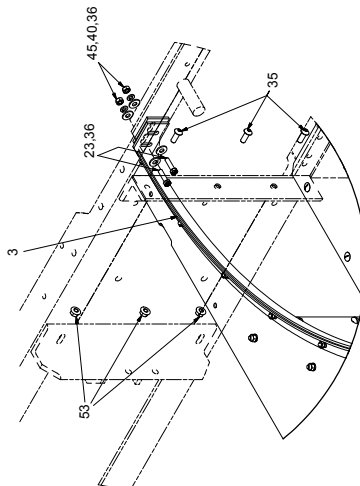
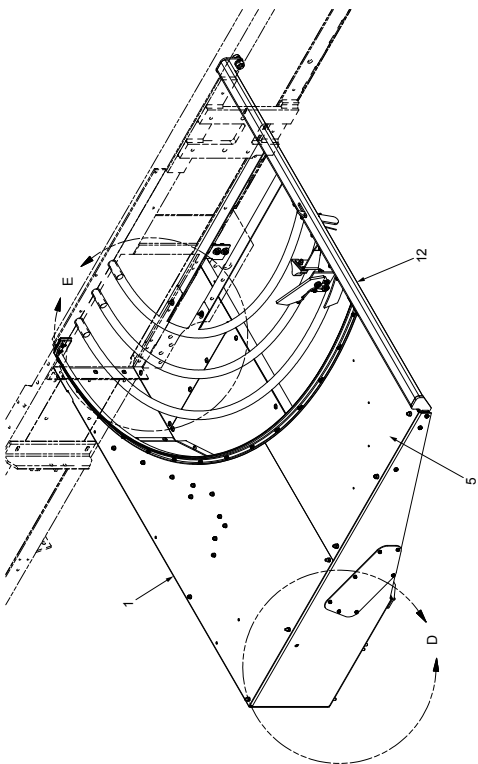
DETAIL D
BOTTOM END



DETAIL C



DETAIL B



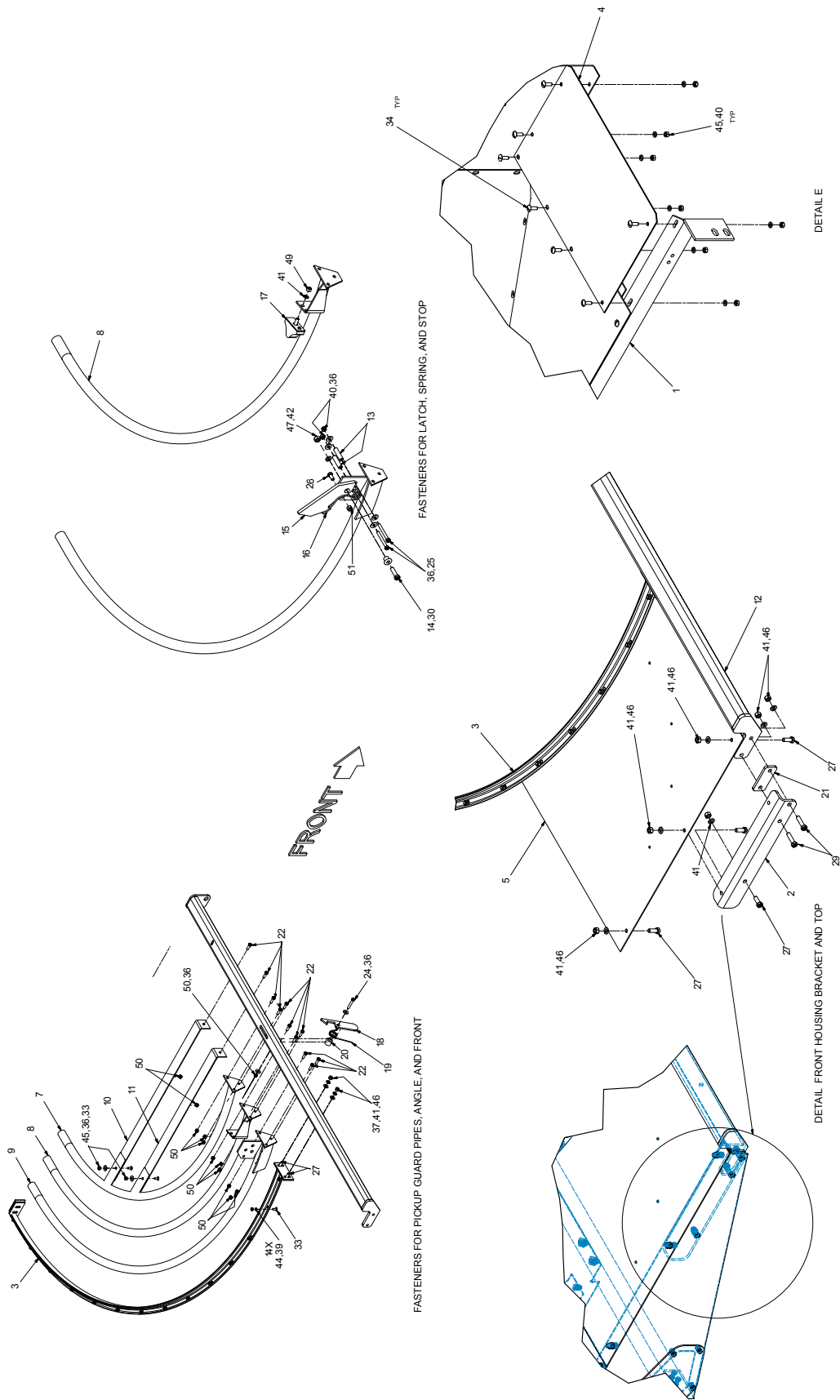
DETAIL A

FEEDER HOUSE INSTALLATION

REF NO.	PART NO.	DESCRIPTION	QTY. USED	REF NO.	PART NO.	DESCRIPTION	QTY. USED
	901970	FEEDER HOUSE INSTALLATION					
1 *	FH00016370	. FEEDER HOUSE ASSY	1	28	221499W	. CAPSCREW	3
2	SPC036500B	. PLATE	1	29	Y17C-0624	. CAPSCREW	3
3	GRD035979D	. GUARD, FEEDER HOUSE	2	30	134328W	. CAPSCREW	1
4	F000007145	. PLATE, WEAR	1	31	200454W	. CAPSCREW	2
5	CVR0020465	. COVER, PICKUP TOP FRONT	1	32	180189W	. CAPSCREW	1
7	GRD036018E	. GUARD, INNER PIPE LH	1	33	SMTS001001	. SCREW	16
8	GRD036019E	. GUARD, SIDE FEEDS CENTER	1	34	SMT0000202	. SCREW	7
9	GRD036020E	. GUARD, OUTER PIPE	1	35	18738W	. CAPSCREW	3
10	F000007160	. BAR, HOLD DOWN	1	36	223428	. WASHER	14
11	F000007159	. BAR, HOLD DOWN	1	37	223427	. WASHER	4
12	SUP0018768	. SUPPORT	1	38	239519	. WASHER	2
13	F000007275	. ROLL PIN	2	39	R13812512	. WASHER	14
14	F000007276	. FERRULE, FEEDER HOUSE	1	40	R13812513	. WASHER	11
15	F000001563	. CATCH, TORQUE SHAFT	1	41	234135	. WASHER	12
16	F000000281	. SPRING, FEED ARM LATCH	1	42	201568	. WASHER	1
17	F000008264	. BUMPER, RUBBER	1	43	200608	. WASHER	1
18	SHD0007096	. PLATE, LATCH	1	44	221703W	. NUT	14
19	SPG0007095	. SPRING, HOOD LATCH	1	45	221705W	. NUT	14
20	05-130	. SPACER	1	46	231106	. NUT	11
21	SPC0031363	. SPACER, PLATE	1	47	R13806770	. NUT	1
22	R13811014	. CAPSCREW	11	48	221716W	. NUT	1
23	R13811015	. CAPSCREW	2	49	221708W	. NUT	1
24	221474W	. CAPSCREW	1	50	232939	. NUT	12
25	R13811021	. CAPSCREW	2	51	R13811191	. NUT	1
26	162572W	. CAPSCREW	1	52	223587	. NUT	2
27	Y17C-0616	. CAPSCREW	6	53	09411507	. NUT	3

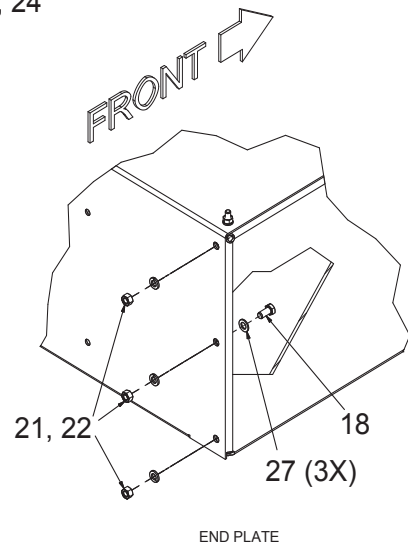
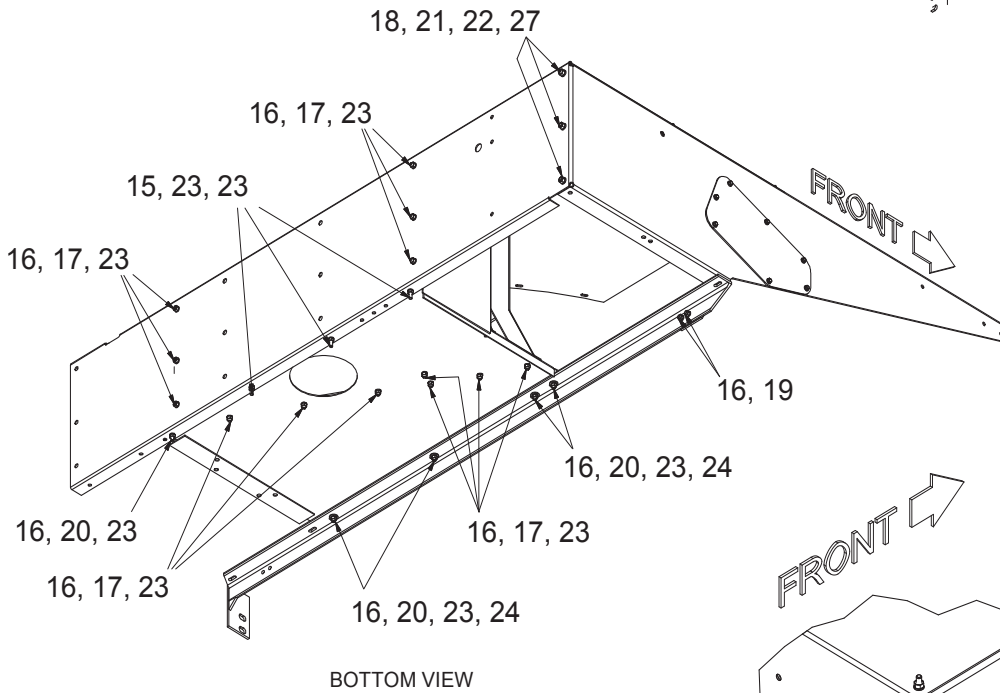
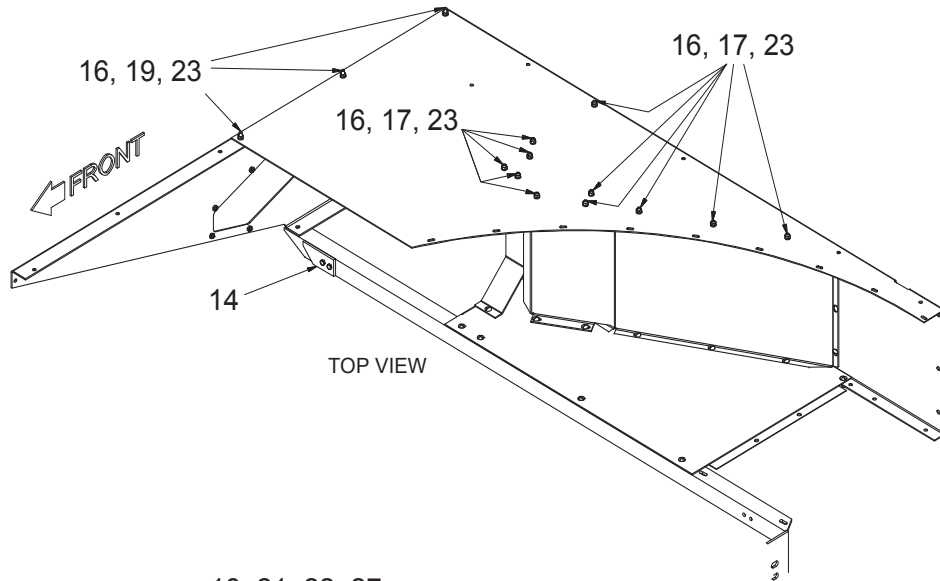
* SEEPAGE 150

FEEDER HOUSE INSTALLATION (2 OF 2)



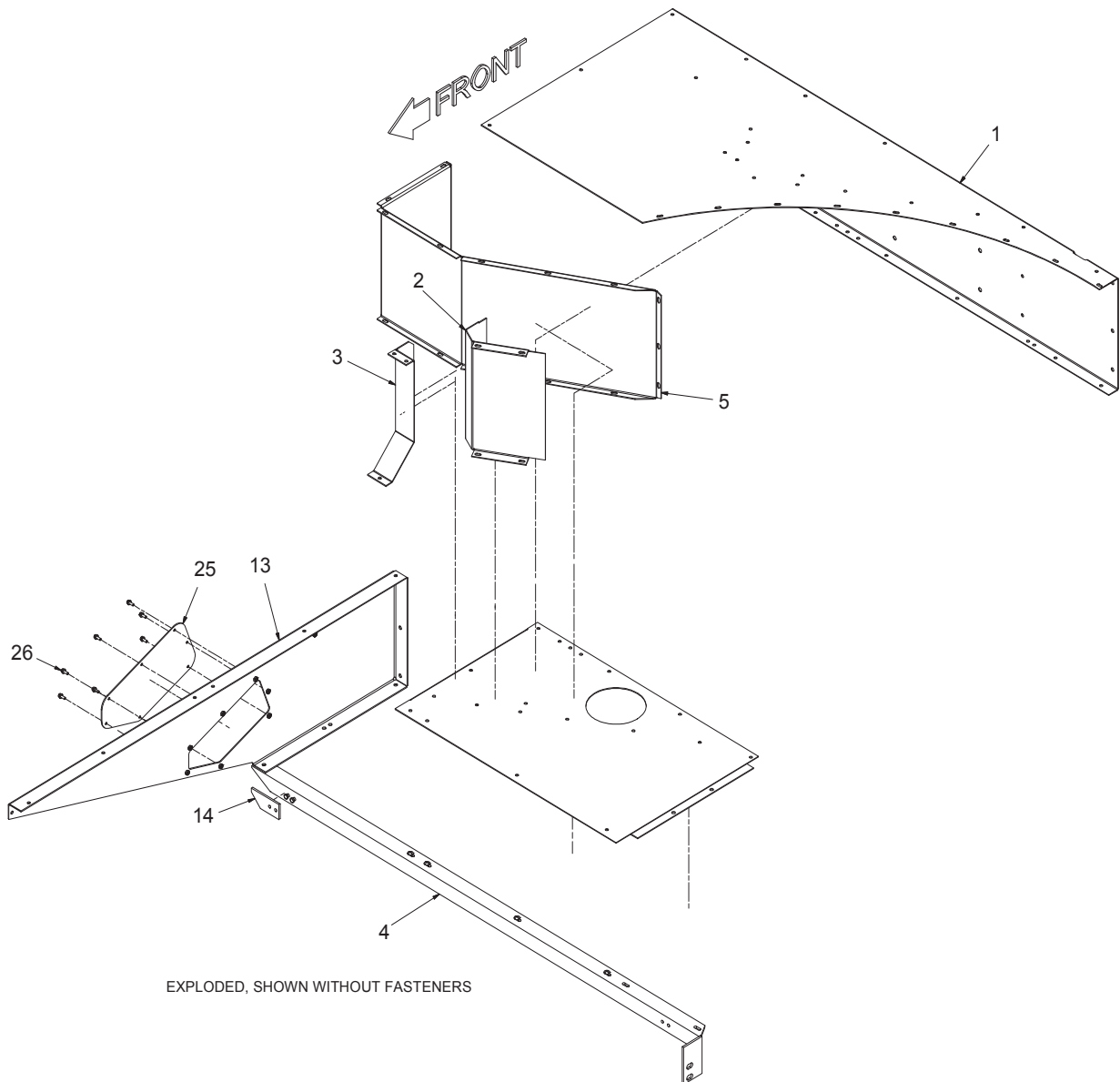
INTENTIONALLY LEFT BLANK

FEEDER HOUSE ASSEMBLY

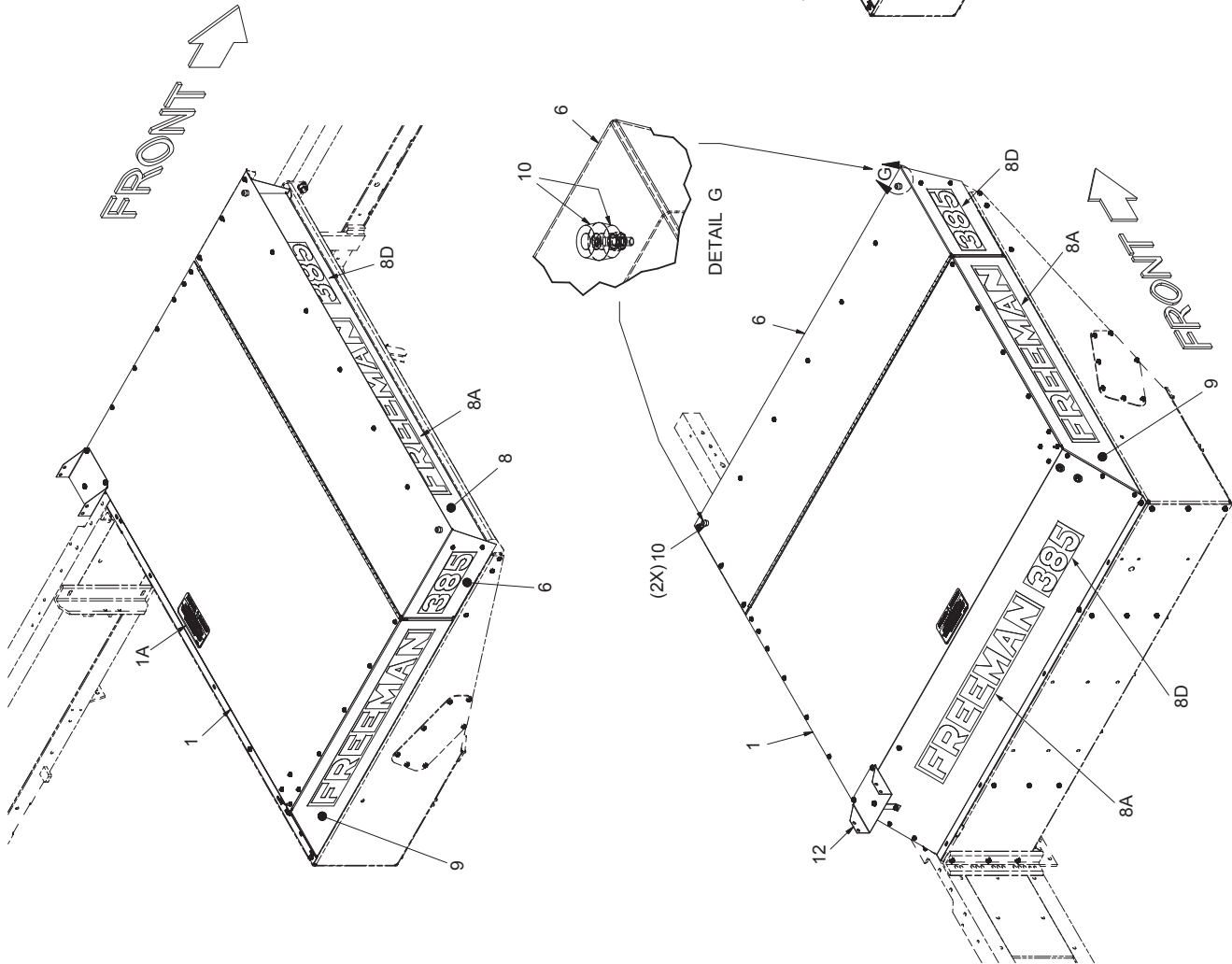
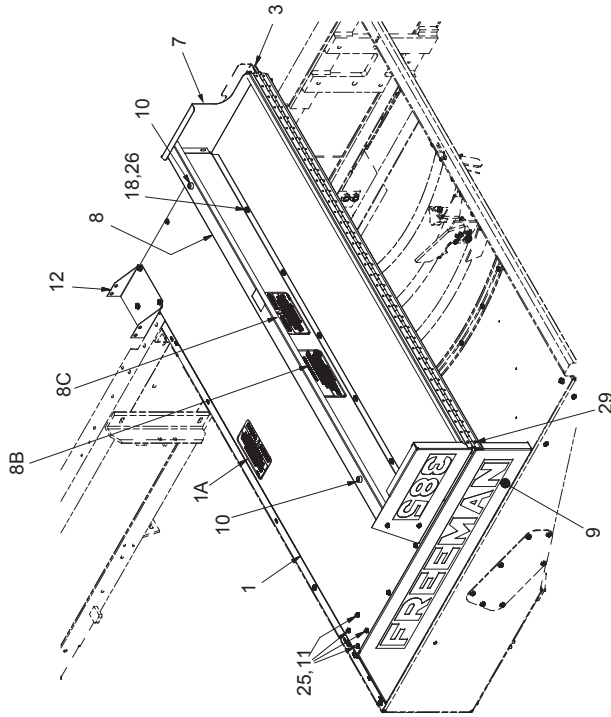


FEEDER HOUSE ASSEMBLY

REF NO.	PART NO.	DESCRIPTION	QTY. USED	REF NO.	PART NO.	DESCRIPTION	QTY. USED
	FH00016370	FEEDER HOUSE ASSEMBLY					
1	FH00020212	. FEEDER HOUSE SECTION	1	17	SMT0000201	. SCREW	25
2	FH00020905	. BACK SHEET, FEEDER HOUSE	1	18	162572W	. CAPSCREW	3
3	FH00020987	. AUGER TROUGH EXTENSION	1	19	18497W	. CAPSCREW	5
4	SUP0023008	. SUPPORT, FEEDER HOUSE	1	20	SMTS020002	. SCREW	5
5	FH000200867	. BACK PLATE, FEEDER HOUSE	1	21	201567	. WASHER	3
12	FH00020198	. PLATE, BOTTOM FEEDER HOUSE	1	22	R13809551	. NUT	3
13	FH00004907	. END PLATE, FEEDER HOUSE	1	23	R13811512	. NUT	37
14	F000007394	. PLATE, PICKUP STOP	1	24	R13802621	. WASHER	4
15	R13811015	. CAPSCREW	3	25	902681	. DOOR, FRONT END ACCESS	1
16	R13812513	. WASHER	37	26	SMS0000300	. CAPSCREW	7
				27	223427	. WASHER	3



FEEDER HOUSE SHIELDS (1 OF 3)



FEEDER HOUSE SHIELDS

(2 OF 3)

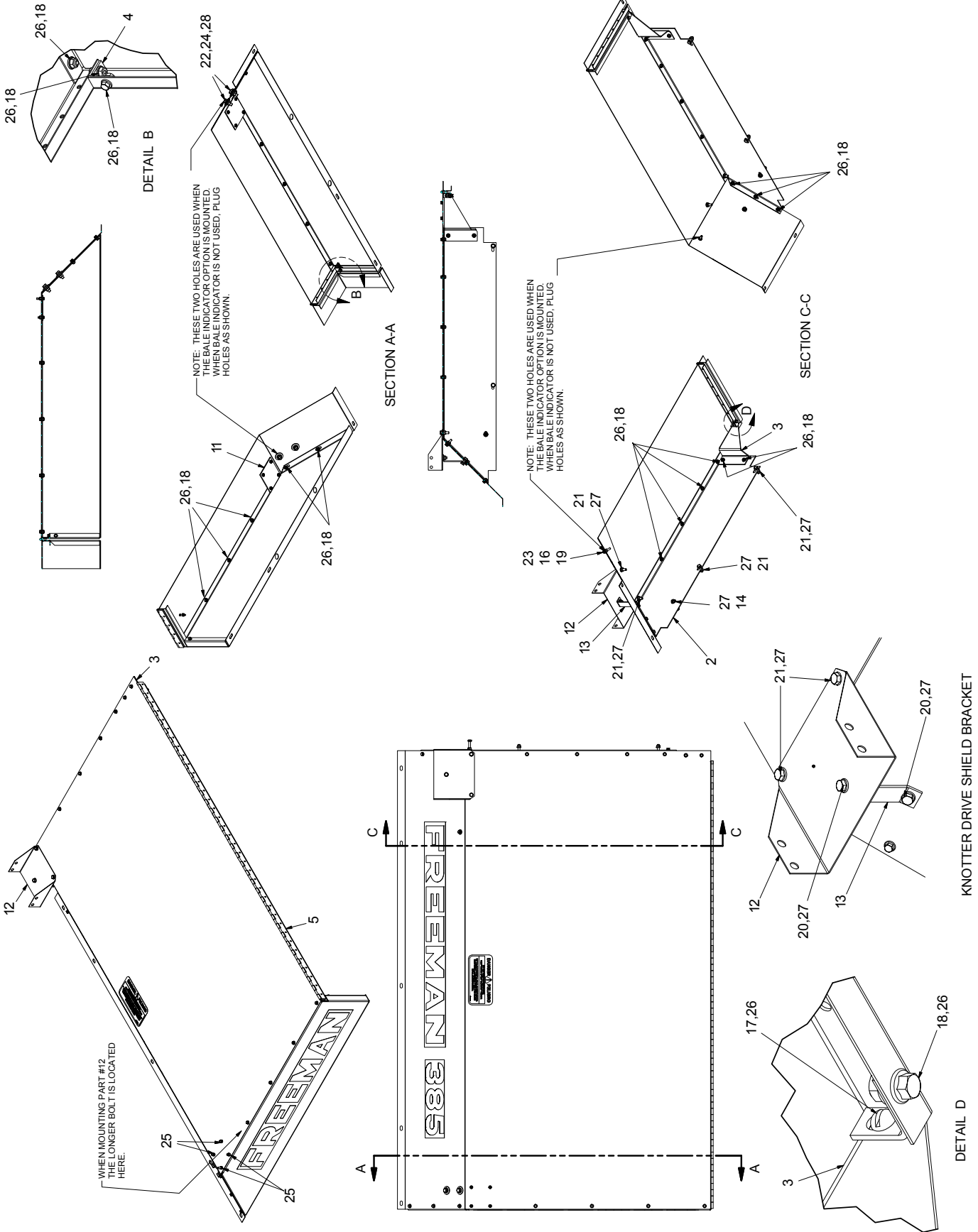
REF NO.	PART NO.	DESCRIPTION	QTY. USED	REF NO.	PART NO.	DESCRIPTION	QTY. USED
	904091	SHIELDING INST, FEED HOUSE 380		12	F000007579	. BRACKET-DRIVE ARM SHIELD	1
	904092	SHIELDING INST, FEED HOUSE 385		13	F000007654	. BRACKET	1
1 *	-----	. SHIELD & DECAL, REAR P/U	1	14	R13811017	. CAPSCREW	1
1A	FD00023575	. DECAL; DANGER! DO NOT RIDE	1	15	SMS0000190	. SCREW	2
2	SHD0017231	. PLATE, LH SHIELD	1	16	00100768	. SCREW	2
3	SUP0017230	. PLATE, SHIELD	1	17	R13804248	. SCREW	1
4	SUP0017229	. BRACKET	2	18	SMS0000173	. BOLT, WHIZ	32
5	HNG0020856	. HINGE	1	19	SMS0000305	. BOLT, WHIZ	1
6 *	-----	. SHIELD & DECAL, P/U FRNT SEC	1	20	SMS0000184	. BOLT, WHIZ	2
7	SHD037321D	. PLATE, FRONT SHIELD	1	21	SMS0000177	. BOLT, WHIZ	4
8 *	-----	. SHIELD & DECAL, FACE PLATE	1	22	174413W	. SCREW	2
8A	FD00007114	. DECAL; FREEMAN	3	23	223428	. WASHER	1
8B	FD00025126	. DECAL; PICKUP HAZARD WARNING	1	24	223427	. WASHER	4
8C	FD00023575	. DECAL; DANGER! DO NOT RIDE	1	25	R13811189	. LOCKNUT	4
8D*	-----	. DECAL; 380 OR 385	3	26	09416918	. NUT	34
9	903288	. SHIELD & DECAL, REAR SEC P/U	1	27	00273802	. NUT	8
10	BMP0004243	. BUMPER, RUBBER	6	28	09411507	. NUT	2
11	BKT037150A	. BRACKET, RH	1	29	RIV0000108	. RIVET	72
				30	223799	. NUT	2

900410 DECAL KIT*; 380
 900411 DECAL KIT*; 385

* See Chart

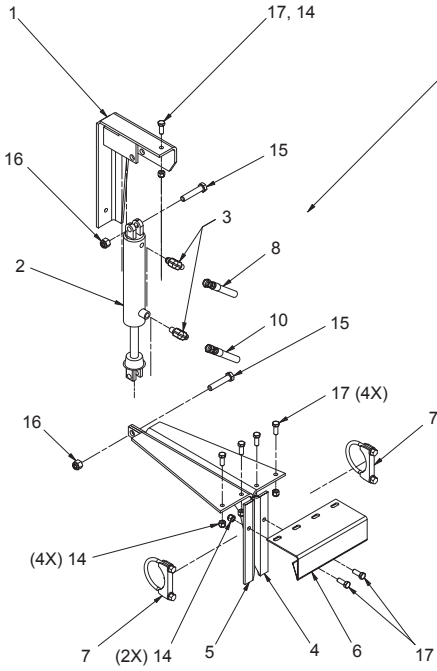
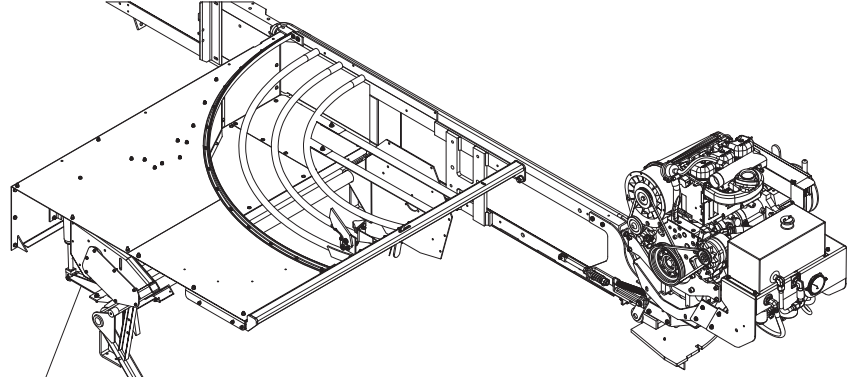
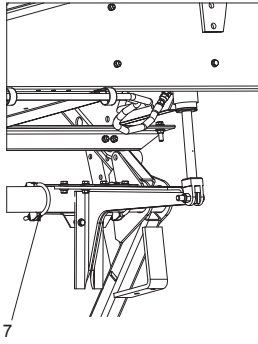
CHAMBER INST	ITEM 1	ITEM 6	ITEM 8	ITEM 8D
904091 D	903324	903291	903311	FD00000380
904092 E	903325	903292	903312	903292

FEEDER HOUSE SHIELDS (3 OF 3)

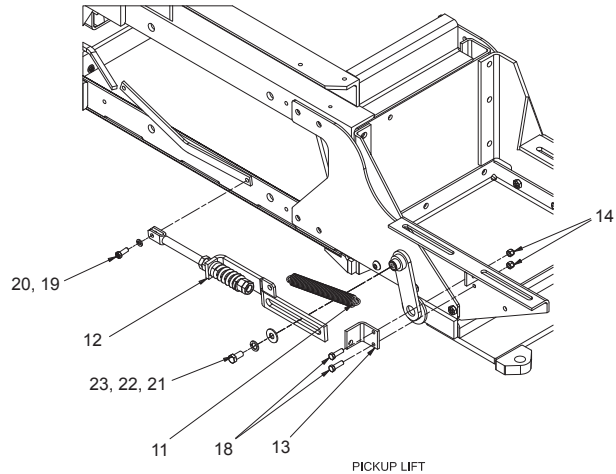


INTENTIONALLY LEFT BLANK

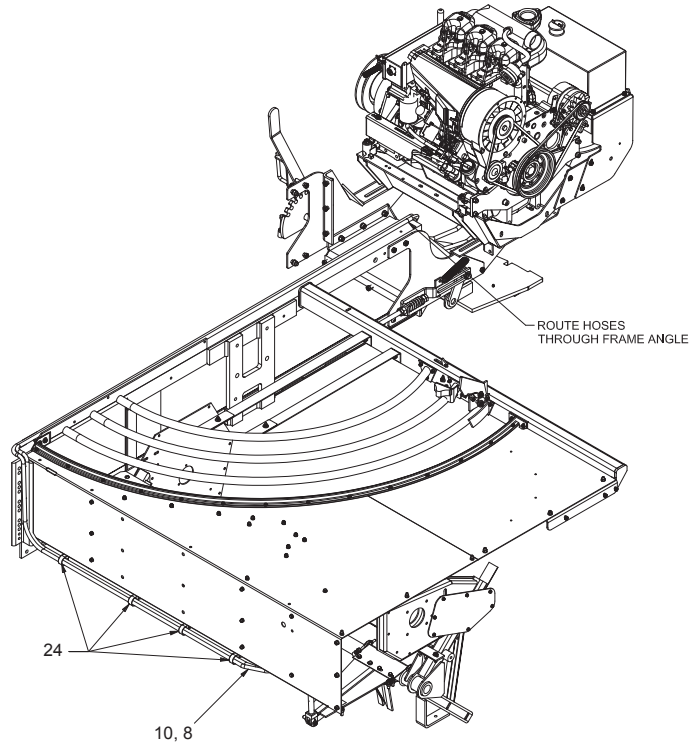
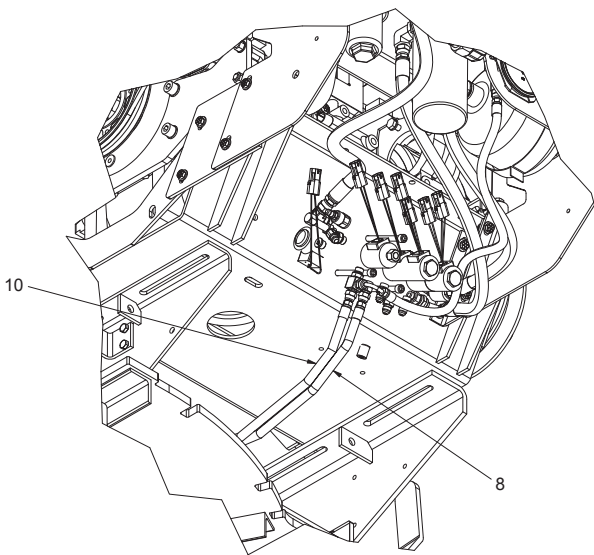
PICKUP LIFT INSTALLATION (ENGINE)



PICKUP ASSEMBLY
(WITHOUT PICKUP SHOWN)



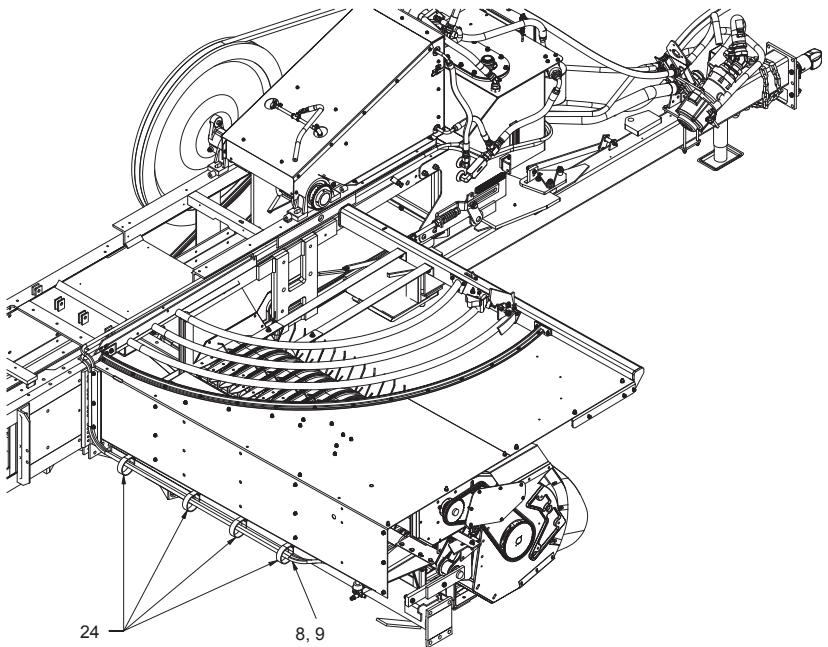
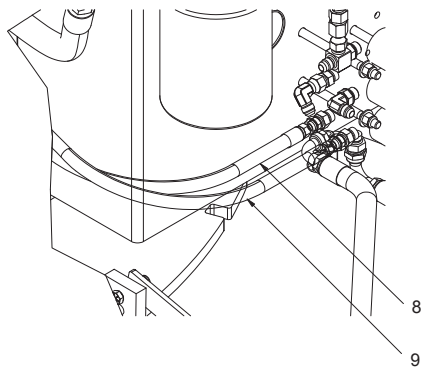
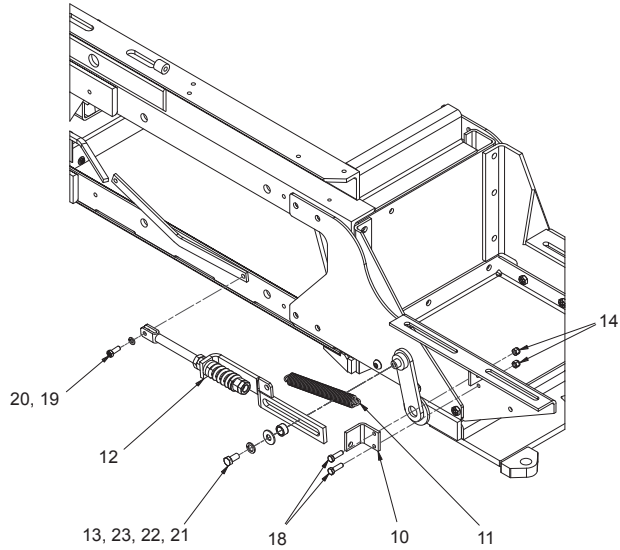
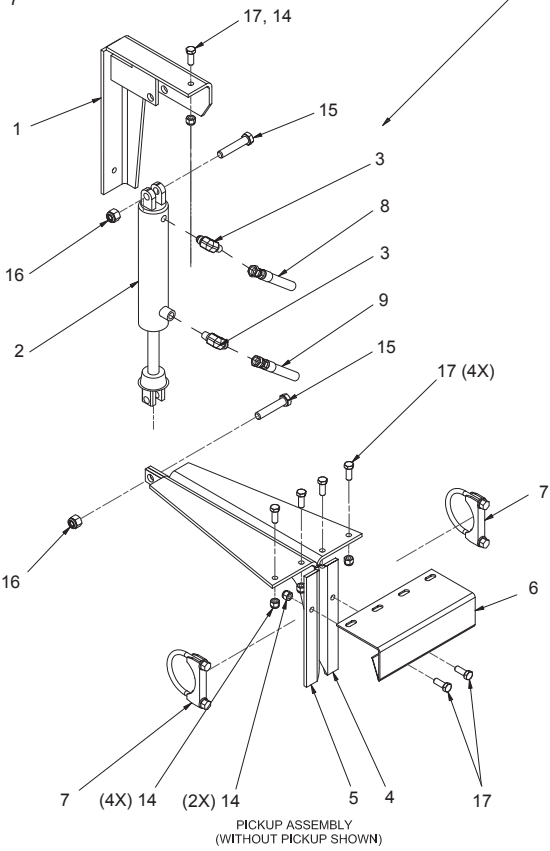
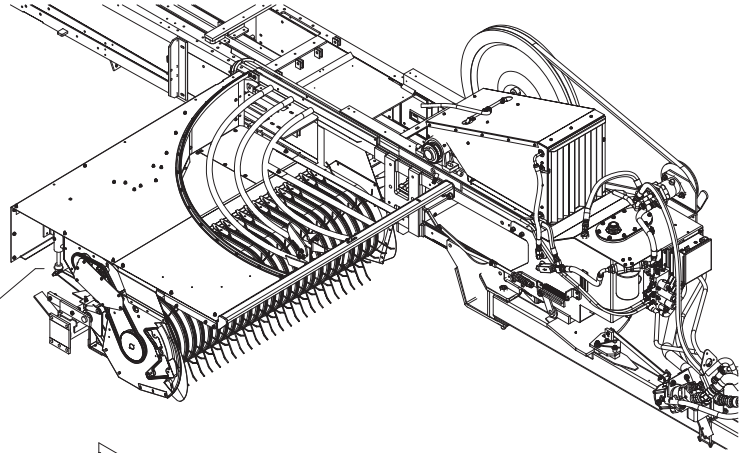
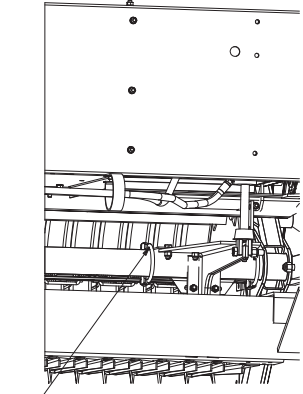
PICKUP LIFT



PICKUP LIFT INSTALLATION (ENGINE)

REF NO.	PART NO.	DESCRIPTION	QTY. USED	REF NO.	PART NO.	DESCRIPTION	QTY. USED
	901971	Pickup Lift Installation,Hydraulic		16	R13811193	. LOCKNUT	2
1	PLF0018168	. BRACKET WELDMENT	1	17	00180122	. CAPSCREW	7
2	* F000006724	. CYLINDER, HYDRAULIC	1	18	00180124	. CAPSCREW	2
	F000006727	.. SEAL KIT	1	19	Y17C-0616	. CAPSCREW	1
3	209409	. FITTING	2	20	R13812514	. LOCKWASHER	1
4	PLF0820700	. PLATE,LIFT ARM	1	21	16829W	. CAPSCREW	1
5	PLF0820701	. PLATE,LIFT ARM	1	22	R13812516	. LOCKWASHER	1
6	PLF0008206	. BRACKET	1	23	239519	. FLAT WASHER	1
7	F000006804	. CLAMP	2	24	209700	. CLAMP	4
8	251611	. HOSE ASSEMBLY	1				
10	251612	. HOSE ASSEMBLY	1	*	USES SEAL KIT F000006727		
11	F000001517	. SPRING, TRIP	1	**	SEE PAGE 162		
12**	902853	. SPRING ASSEMBLY	1				
13	ANC0009635	. PLATE,ANCHOR	1				
14	237567	. NUT, ESNA	9				
15	221576W	. CAPSCREW	2				

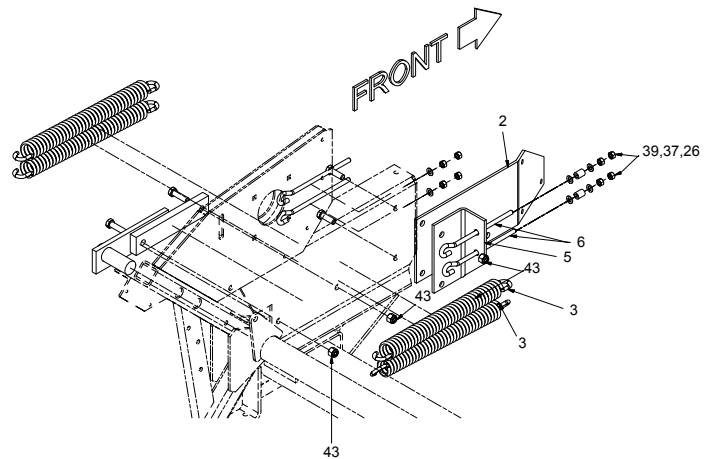
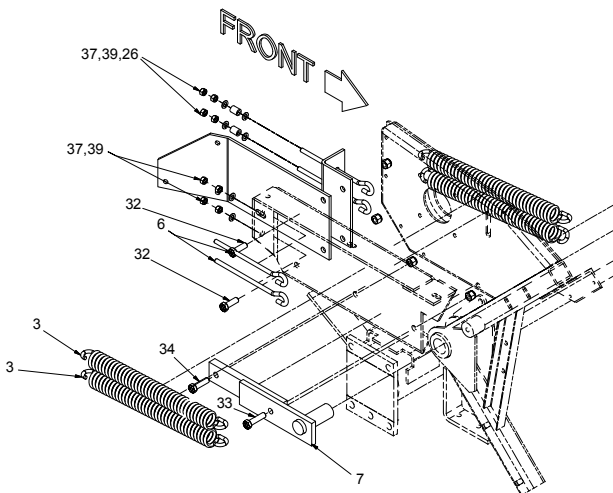
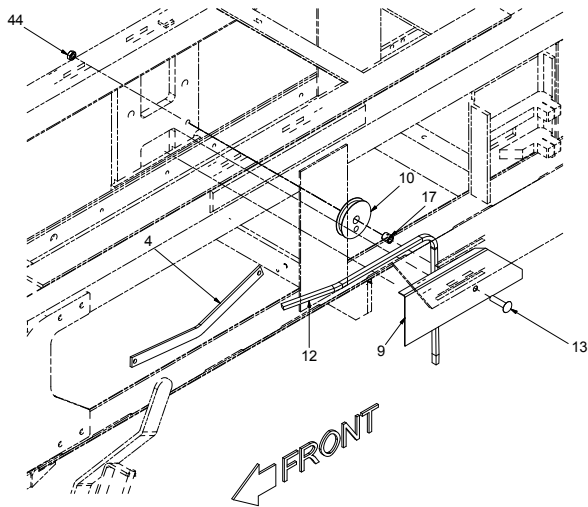
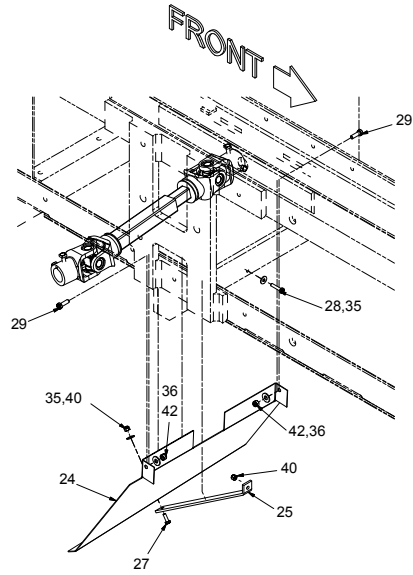
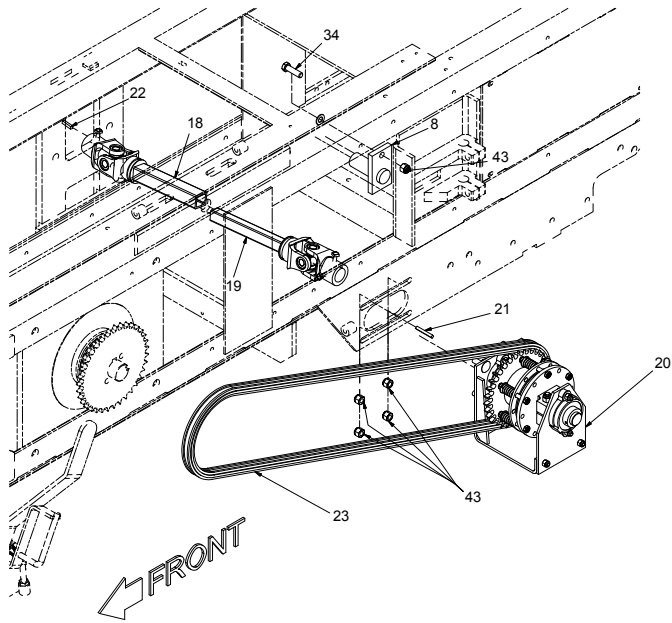
PICKUP LIFT INSTALLATION (HYDRO)



PICKUP LIFT INSTALLATION (HYDRO)

REF NO.	PART NO.	DESCRIPTION	QTY. USED	REF NO.	PART NO.	DESCRIPTION	QTY. USED
	902984	PICKUP LIFT INSTALLATION, HYDRO		15	221576W	. CAPSCREW	2
1	PLF0018168	. BRACKET WELDMENT	1	16	R13811193	. LOCKNUT	2
2 *	F000006724	. CYLINDER, HYDRAULIC	1	17	00180122	. CAPSCREW	7
	F000006727	. . SEAL KIT	1	18	00180124	. CAPSCREW	2
3	209409	. FITTING	2	19	Y17C-0616	. CAPSCREW	1
4	PLF0820700	. PLATE,LIFT ARM	1	20	R13812514	. LOCKWASHER	1
5	PLF0820701	. PLATE,LIFT ARM	1	21	16829W	. CAPSCREW	1
6	PLF0008206	. BRACKET	1	22	R13812516	. LOCKWASHER	1
7	F000006804	. CLAMP	2	23	239519	. FLAT WASHER	1
8	251611	. HOSE ASSEMBLY	1	24	209700	. CLAMP	4
9	251612	. HOSE ASSEMBLY	1				
10	ANC0009635	. PLATE,ANCHOR	1				
11	F000001517	. SPRING, TRIP	1				
12**	902853	. SPRING ASSEMBLY,PICKUP LIFT	1	*	USES SEAL KIT F000006727		
13	BRG0000128	. INNER RACE BEARING	1	**	SEEPAGE 162		
14	237567	. NUT, ESNA	9				

PICKUP LIFT AND MOUNTING ASSEMBLIES



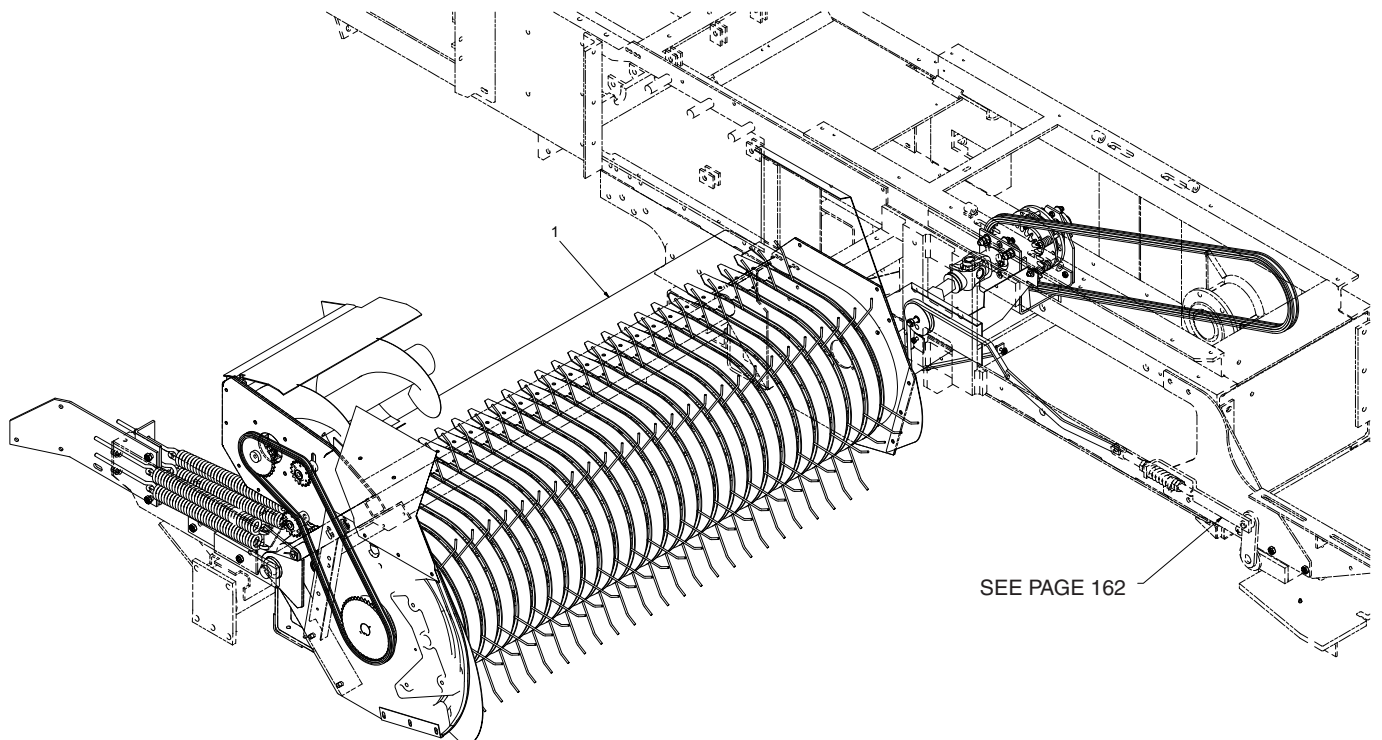
PICKUP LIFT AND MOUNTING ASSEMBLIES

REF NO.	PART NO.	DESCRIPTION	QTY. USED	REF NO.	PART NO.	DESCRIPTION	QTY. USED
	901972	PICKUP LIFT & MOUNT ASSY'S		22	ZZ00000445	KEY	1
1 *	PCYSPEC370	PICKUP ASSEMBLY, SUPER SWEEP	1	23	CHN0060139	PICKUP DRIVE CHAIN	1
2	BKT0022481	BRACKET, RH	1	24	F000008162	PLATE, SHIELD	1
3	F000007154	SPRING, EXT	4	25	F000008163	PLATE, SHIELD	1
4	903818	PICKUP LIFT LINK	1	26	F000006410	SPACER	2
5	MNT0011400	PLATE, MOUNTING	1	27	224120W	CAPSCREW	1
6	F000000096	EYEBOLT	1	28	R13801782	CAPSCREW	1
7	MNT0022379	MOUNTING, RH	1	29	R13811014	CAPSCREW	2
8	HGR0022222	PICKUP HANGER, LH	1	32	200454W	CAPSCREW	2
9	SHD0014244	PLATE, SHIELD	1	33	221574W	CAPSCREW	1
10	IDL0016315	IDLER, PU CHAIN	1	34	221569W	CAPSCREW	2
11	LNK0000523	CONNECTING LINK	2	35	R13811443	FLAT WASHER	2
12	CHN0016368	CHAIN	1	36	223428	FLAT WASHER	2
13	Y25G-0832	CAPSCREW	1	37	223427	FLAT WASHER	6
17	F000007607	BEARING, INNER RACE	1	39	221707W	HEX NUT	8
18A	F000008336	SHAFT, DRIVE	1	40	235620	NUT, ESNA	2
19A	F000008337	SHAFT, DRIVE	1	42	223588	NUT, ESNA	2
20**	SAL0000007	DRIVE CHAIN ASSEMBLY, P/U	1	43	223587	NUT, ESNA	9
21	48688	KEY	1	44	234218	JAM NUT	1

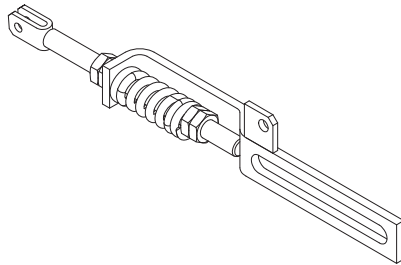
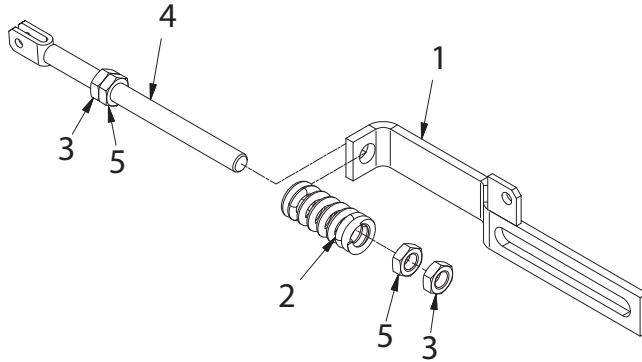
* SEE PAGE 164

** SEE PAGE 170

A - F000008339 U-JOINT REPAIR KIT-P/U DRIVE SHAFT



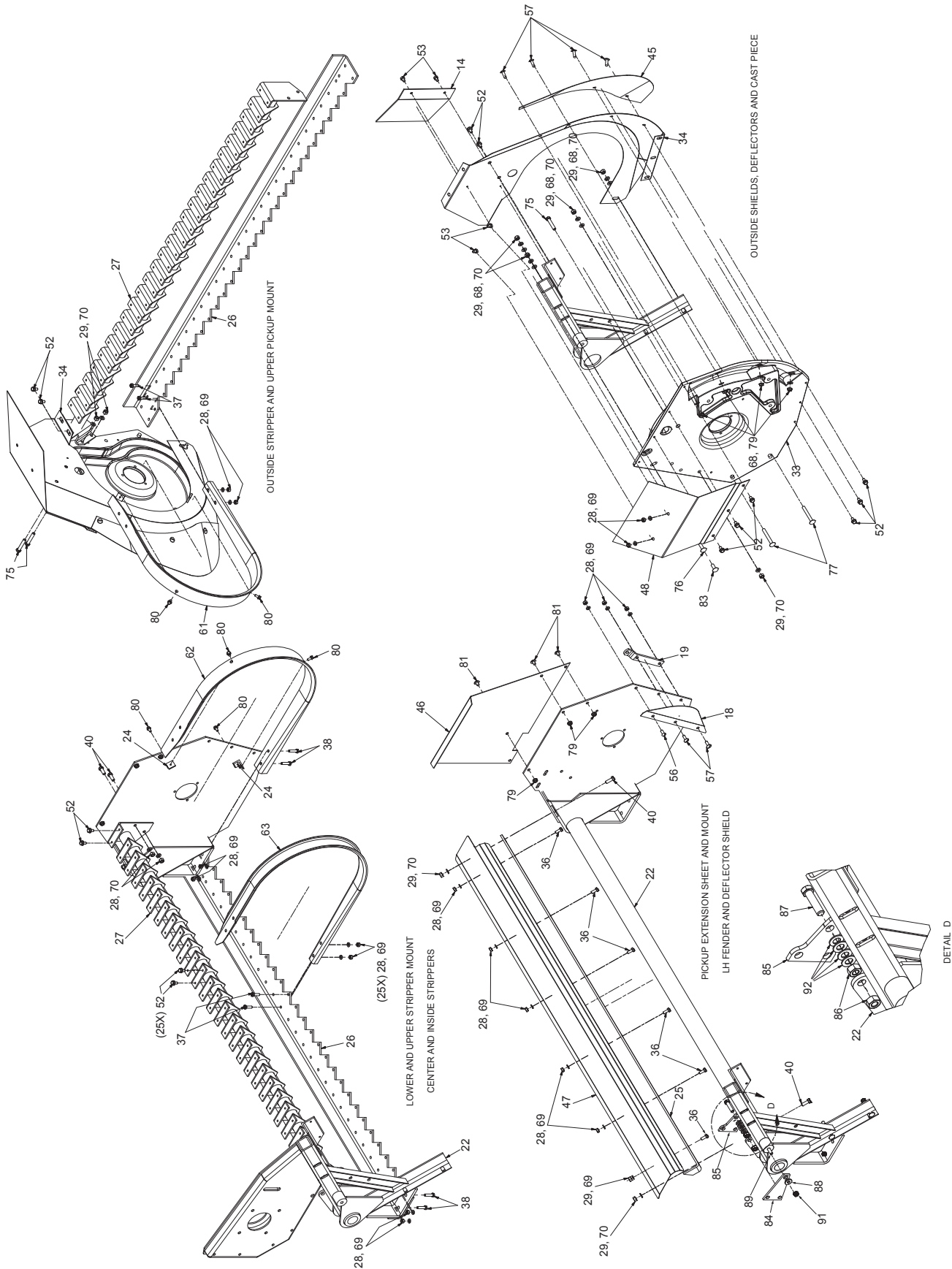
PICK-UP LIFT SPRING ASSEMBLY



PICK-UP LIFT SPRING ASSEMBLY

REF NO.	PART NO.	DESCRIPTION	QTY. USED
	902853	SPRING ASSY HYDRO/ELECT PICKUP LIFT W/ ENGINE	
1	BKT0008288	. BRACKET	1
2	F000007566	. SPRING, CUSHION	1
3	238381	. NUT	2
4	ROD0016321	. ROD, ADJUSTING	1
5	00220081	. NUT	2

PICKUP ASSEMBLY (1 OF 3)

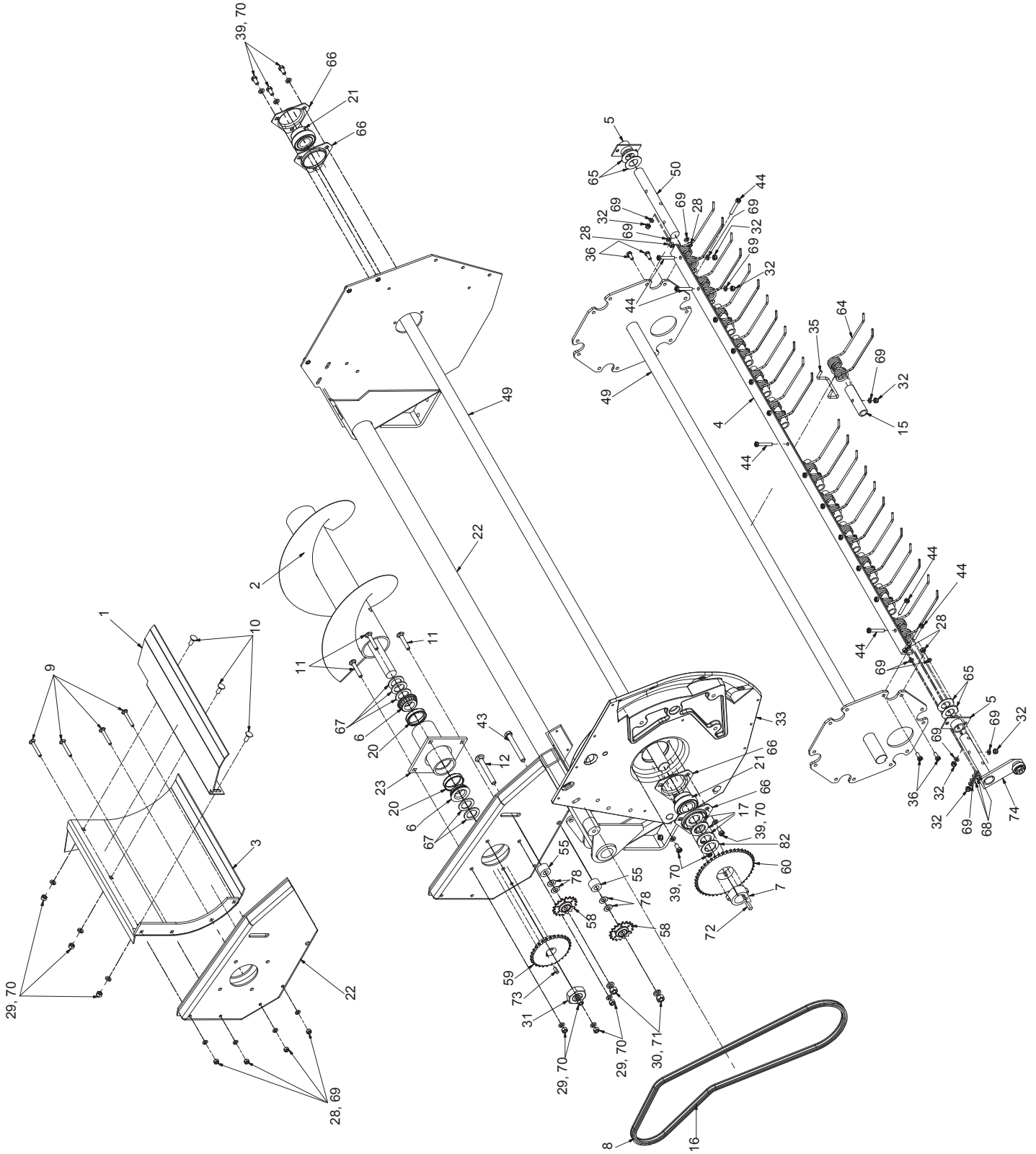


PICKUP ASSEMBLY

(2 OF 3)

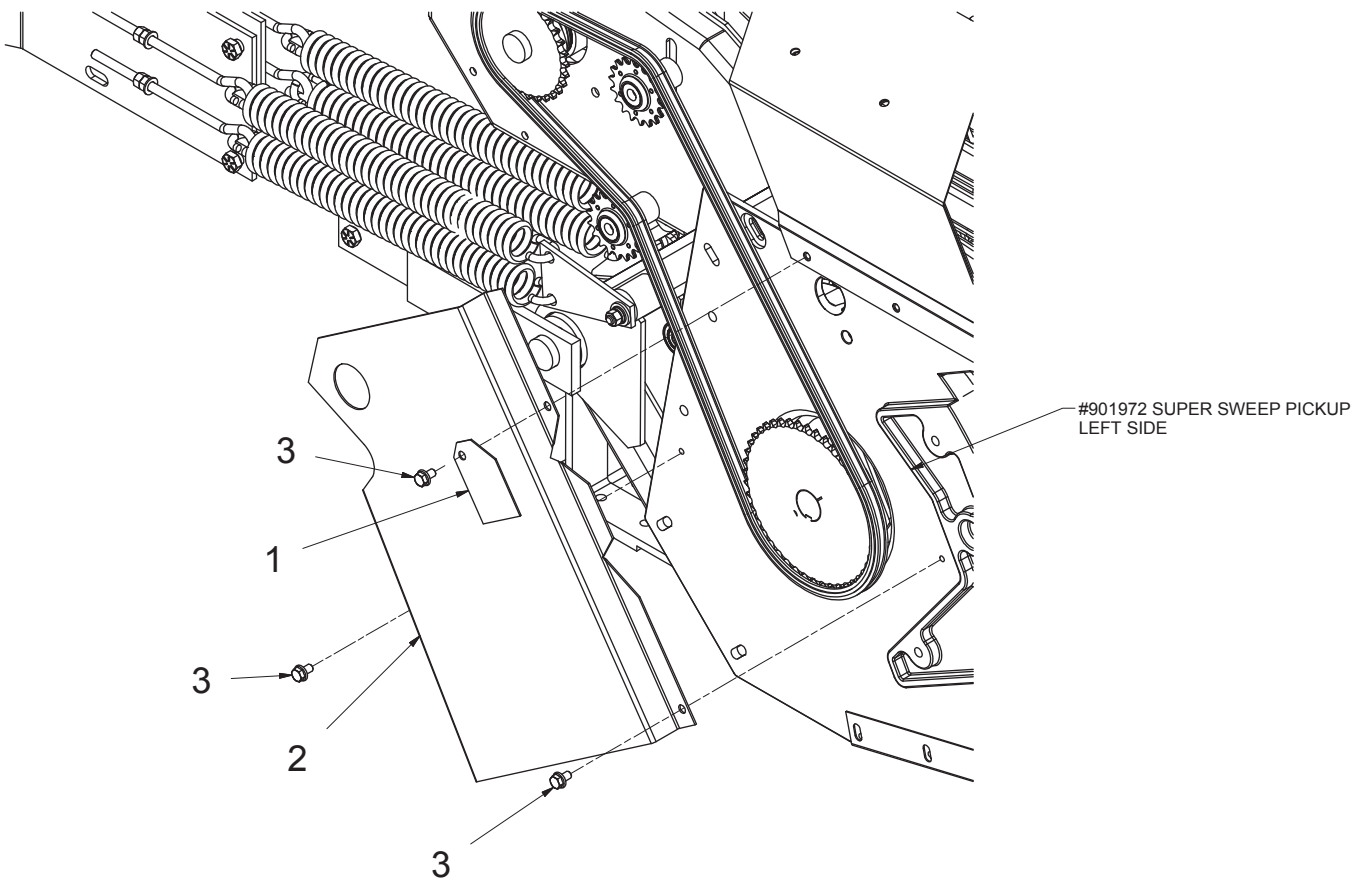
REF NO.	PART NO.	DESCRIPTION	QTY. USED	REF NO.	PART NO.	DESCRIPTION	QTY. USED
	PCYSPEC370	PICKUP ASSY,SUPER SWEEP		46	SHD0011309	. PLATE, LH	1
1	AUG0020830	. PLATE, SCRAPER	1	47	SHD0020829	. PLATE, EXT	1
2	AUG0020974	. AUGER	1	48	SHD0020832	. PLATE, RH	1
3	AUG0022358	. TROUGH, AUGER	1	49	SHF0018480	. SHAFT, PICKUP REEL	1
4	BAR0033189	. ANGLE	6	50	SHF0033356	. SHAFT, PIVOT	6
5	BRG0006219	. BEARING ASSEMBLY	12	52	SMS0000198	. WHIZ BOLT	62
6	BRG0067000	. BEARING	2	53	SMTS002000	. SCREW	4
7	BSH0001610	. BUSHING, PICKUP AUGER	1	55	SPC0017669	. SPACER	2
8	CHN0040125	. CHAIN - PICKUP CHAIN	1	56	246125	. CAPSCREW	1
9	CRB3130225	. BOLT	4	57	SMTS020002	. SCREW	6
10	CRB3750100	. BOLT	3	58	SPK0002318	. IDLER SPROCKET PICKUP	2
11	CRB3750225	. BOLT	4	59	SPK0040030	. SPROCKET, PICKUP AUGER	1
12	CRB5000400	. BOLT	1	60	SPK0040045	. SPK-PICKUP AUGER -"REV TAPER"	1
14	DEF0022860	. PLATE, DEFLECTOR	1	61	STR0033500	. PLATE, STRIP	1
15	F000000101	. GUIDE, PICKUP FINGER	60	62	STR0033501	. PLATE, STRIPPER	1
16	F000004073	. OFFSET LINK	3	63	STR0033502	. PLATE, STRIPPER	25
17	R616841	. BUSHING	3	64	TTH0033171	. PICKUP TOOTH	78
18	F000007151	. FENDER FLARE, LH INSIDEV	1	65	WAS0011459	. WASHER, TOOTH BAR BRG	24
19	905117	. BRACKET, PICKUP LIFT	1	66	F000008383	. FLANGETTE	4
20	F000008011	. BEARING CUP	2	67	WAS0015783	. BUSHING	5
21	F000008380	. BEARING	2	68	223428	. WASHER	11
22	901578	. PICKUP FRAME	1	69	R13812513	. WASHER	191
23	HSN0027996	. BRG HOUSING, AUGER	1	70	234135	. WASHER	24
24	MNT0011313	. ANGLE, MOUNTING	2	71	234665	. WASHER	2
25	MNT0023007	. BAR, MOUNTING	1	72	ZZ00000428	. KEY	1
26	MNT0033556	. MOUNT, STRIPPER PICKUP, LOWER	1	73	ZZ00000418	. KEY	1
27	MNT0033557	. MOUNT, STRIPPER PICKUP, TOP	1	74	CAM0033355	. LEVER ASSEMBLY, CAM	6
28	R13811512	. NUT	94	75	R13811039	. CAPSCREW	3
29	R13809551	. NUT	19	76	CRB3750013	. BOLT	1
30	221711W	. NUT	2	77	CRB3750300	. BOLT	2
31	219924	. NUT	1	78	222615	. WASHER	A/R
32	NFX0000313	. NUT	96	79	00273802	. NUT	7
33	900928	. PICKUP CAM	1	80	SMS0000173	. BOLT, WHIZ	6
34	PCY0020861	. FENDER ASSEMBLY, RH -P/U	1	81	SMT0002000	. SCREW	3
35	PCY0033352	. SPACER	78	82	F000004160	. BUSHING	1
36	R13801791	. CAPSCREW	30	83	CRB3750100	. BOLT	1
37	R13811014	. CAPSCREW	52	84	PLT0022382	. PLATE, SIFT SPRING	1
38	R13811015	. CAPSCREW	4	85	F000007156	. PLATE, SPRING	1
39	162572W	. CAPSCREW	6	86	R13803713	. NUT	2
40	Y17C-0616	. CAPSCREW	4	87	R13801834	. CAPSCREW	1
43	R13811085	. CAPSCREW	1	88	F000000440	. FERRULE	1
44	221475W	. CAPSCREW	96	89	R13801824	. CAPSCREW	1
45	SHD0006253	. FENDER FLARE, RH-60"+70" P/U	1	91	237567	. NUT, ESNA	1
				92	222677	. WASHER	4

PICKUP ASSEMBLY (3 OF 3)



INTENTIONALLY LEFT BLANK

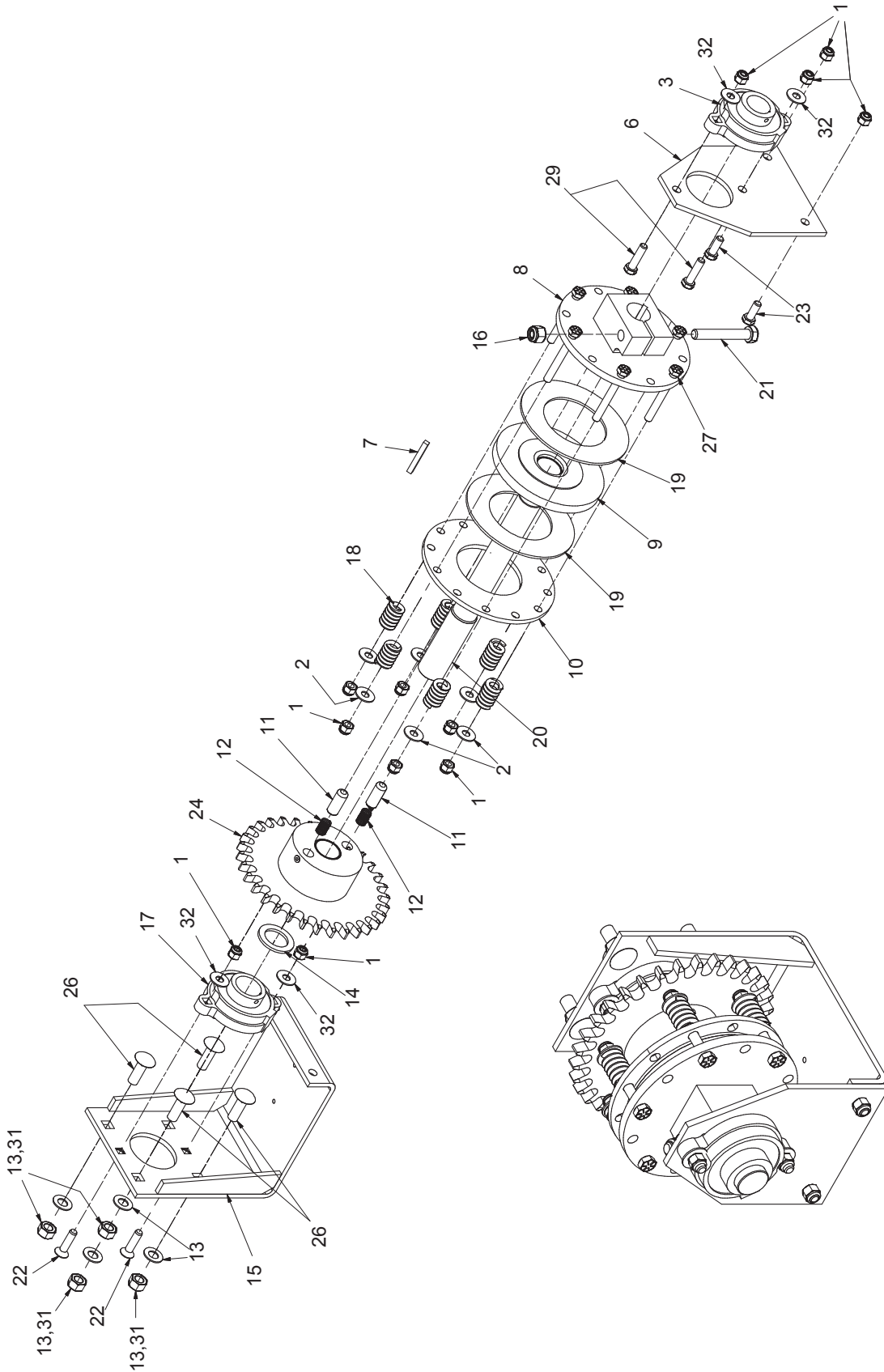
PICKUP AUGER CHAIN SHIELDING



PICKUP AUGER CHAIN SHIELDING

REF NO.	PART NO.	DESCRIPTION	QTY. USED
	902810	AUGER CHAIN SHEILD	
1	CVR0022648	COVER, CAM ROLLER ACCESS	1
2	SHD0023680	SHIELD, CHAIN DRIVE	1
3	SMS0000198	BOLT, WHIZ	3

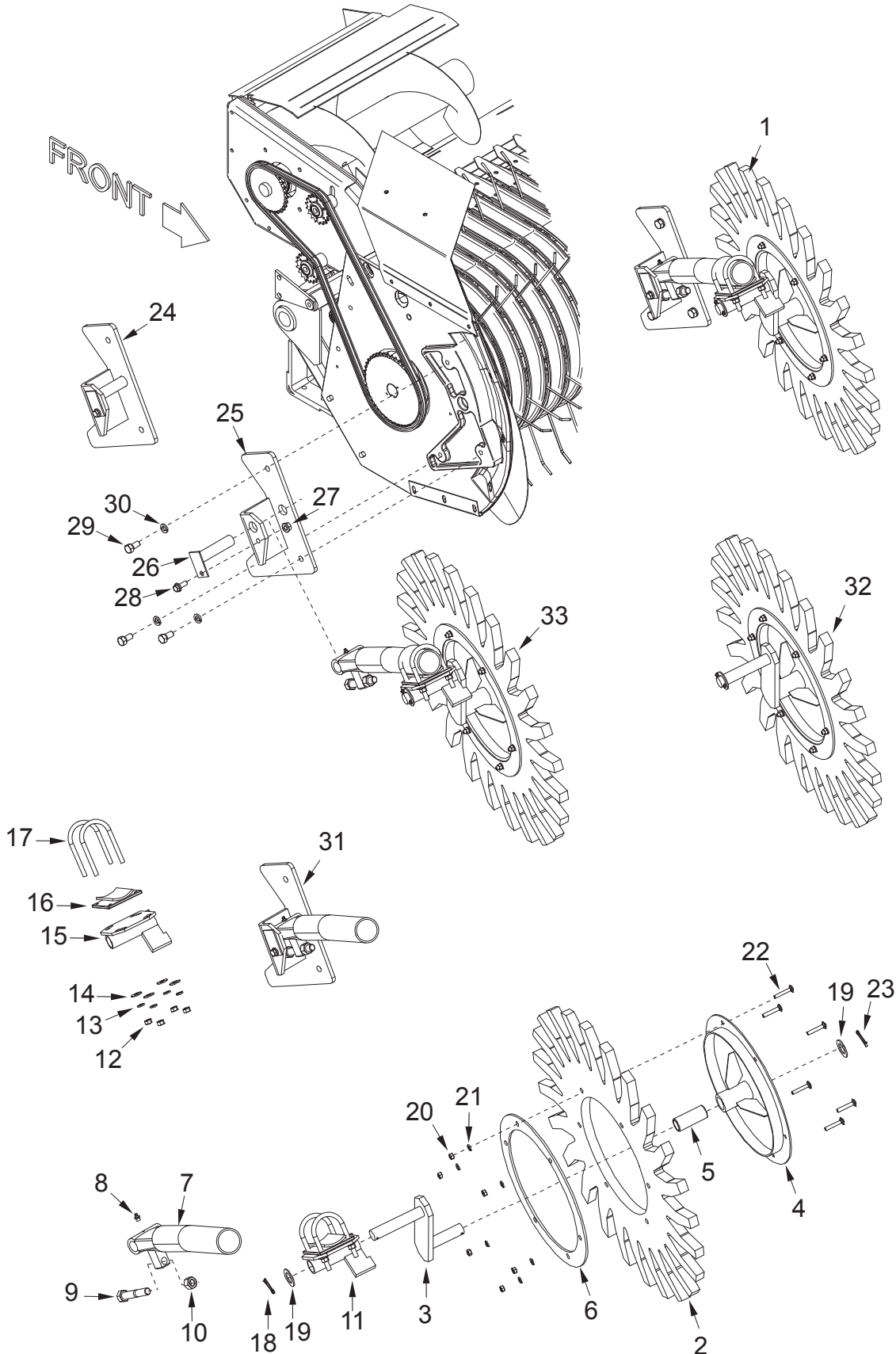
PICKUP DRIVE CHAIN ASSEMBLY



PICKUP DRIVE CHAIN ASSEMBLY

REF NO.	PART NO.	DESCRIPTION	QTY. USED	REF NO.	PART NO.	DESCRIPTION	QTY. USED
	SAL0000007	DRIVE CHAIN ASSEMBLY, P/U		16	223587	. NUT	1
1	R13811191	. NUT	12	17	F000007063	. BEARING, SHAFT	1
2	223427	. WASHER	8	18	F000001797	. COMP SPRING, CLUTCH PLATE	6
3	BRG0000202	. BEARING, FLANGE	1	19	F000001793	. FRICTION DISC, F/PTO CLUTCH	2
6	F000008091	. BEARING, PICKUP DRIVE	1	20	SHF0021219	. DRIVESHAFT	1
7	48688	. KEY	1	21	R13811082	. CAPSCREW	1
8	CLH0017773	. ADAPTER	1	22	PWB3751500	. BOLT	2
9	CLH0021222	. PLATE ASSEMBLY, P/U CLUTCH	1	23	Y17C-0616	. CAPSCREW	2
10	CLH0017849	. PLATE, DISC	1	24	SPK0021220	. SPROCKET ASSEMBLY	1
11	F000001791	. PIN, CLUTCH	2	26	CRB5000125	. BOLT, CARRIAGE	4
12	F000001790	. SPRING, COMPRESSION	2	27	221518W	. CAPSCREW	6
13	239519	. WASHER	4	29	Y17C-0624	. CAPSCREW	2
14	ZZ00000228	. BUSHING	1	31	221711W	. NUT	4
15	F000008090	. BRACKET	1	32	R13811431	. WASHER, HARD	4

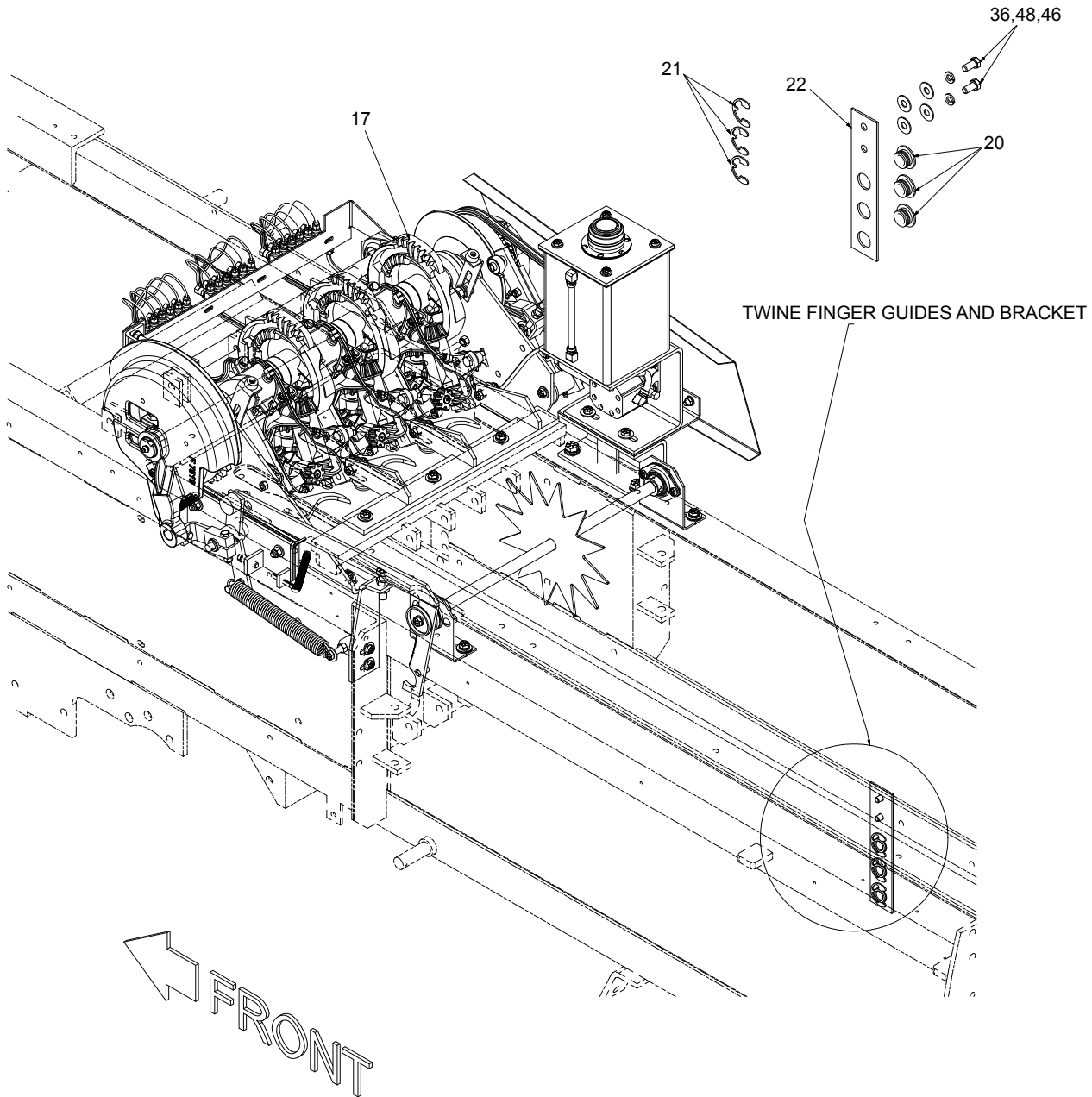
HAY SAVER WHEEL ASSEMBLY AND MOUNTS



HAY SAVER WHEEL ASSEMBLY AND MOUNTS

REF NO.	PART NO.	DESCRIPTION	QTY. USED	REF NO.	PART NO.	DESCRIPTION	QTY. USED
	902854	HAY SAVER WHEEL INSTALLATION		31	MNT2048400	MOUNT & ARM ASSEMBLY	1
1	F001893-70	. HAY SAVER WHEEL ASSEMBLY	1		F000001897	. PIVOT PIN F/HAY SAVER BRACKET	
2	F000001907	.. RUBBER RING F/HAY SAVER	1		174413W	. SCREW	1
3	F00001905A	.. WHEEL AXLE ARM - BUSHING TYPE	1		09411507	. NUT	1
4	F000001911	.. WHEEL DISC ONLY F/HAY SAVER	1		F000001895	. HAY SAVER ARM W/STOP	
5	BSH0162048	.. HAY SAVER WHEEL BUSHING	1		00191758	. HEX ZERK	1
6	F000001906	.. BACKUP RING F/HAY SAVER DISC	1		F000001896	. HAY SAVER STOP BOLT	1
7	F000001895	.. HAY SAVER ARM W/STOP	1		235591	. NUT	1
8	00191758	... HEX ZERK	1				
9	F000001896	... HAY SAVER STOP BOLT	1	32	F000001904	HAY SAVER DISC ASSEMBLY	1
10	235591	... NUT	1		F000001907	. RUBBER RING F/HAY SAVER	1
11	F000001900	.. HAY SAVER ROTARY CLAMP	1		F00001905A	. WHEEL AXLE ARM - BUSHING TYPE	1
12	R13809551	... NUT	5		F000001906	. BACKUP RING F/HAY SAVER DISC	1
13	234135	... WASHER	5		F000001911	. WHEEL DISC ONLY F/HAY SAVER	1
14	223427	... WASHER	4		BSH0162048	.. HAY SAVER WHEEL BUSHING	1
15	F000001903	... ROTARY CLAMP PLATE	1		R1382637	. WASHER	2
16	F000001902	... SADDLE F/ ROTARY CLMP	1		COT0000503	. COTTER PIN	1
17	F000001901	... U-BOLT F/HAY SAVER WHEEL	2		COT0000505	. COTTER PIN	1
18	COT0000503	.. COTTER PIN	1		R13811512	. NUT	6
19	R1382637	.. WASHER	2		R13812513	. WASHER	6
20	R13811512	.. NUT	6		CRB3130150	. BOLT	6
21	R13812513	.. WASHER	6	33	F00001893A	HAY SAVER WHEEL ASSEMBLY	1
22	CRB3130150	.. BOLT	6		F000001907	. RUBBER RING F/HAY SAVER	1
23	COT0000505	.. COTTER PIN	1		F00001905A	. WHEEL AXLE ARM - BUSHING TYPE	1
24	MNT0204840	.. HAY SAVER MNT W/PIN 70"	1		F000001906	. BACKUP RING F/HAY SAVER DISC	1
25	MNT0020484	... HAY SAVER MOUNT	1		F000001911	. WHEEL DISC ONLY F/HAY SAVER	1
26	F000001897	... PIVOT PIN F/HAY SAVER BRACKET	1		BSH0162048	.. HAY SAVER WHEEL BUSHING	1
27	09411507	... NUT	1		R1382637	. WASHER	2
28	174413W	... SCREW	1		COT0000503	. COTTER PIN	1
29	234885	.. CAPSCREW	3		COT0000505	. COTTER PIN	1
30	234665	.. WASHER	1		R13811512	. NUT	6
					R13812513	. WASHER	6
					CRB3130150	. BOLT	6
					F000001900	. HAY SAVER ROTARY CLAMP	1
					F000001895	. HAY SAVER ARM W/STOP	1
					F000001896	. HAY SAVER STOP BOLT	1
					F000001896	. HAY SAVER STOP BOLT	1
					235591	. NUT	1

KNOTTER INSTALLATION (380) (1 OF 3)



KNOTTER INSTALLATION (380)

REF NO.	PART NO.	DESCRIPTION	QTY. USED	REF NO.	PART NO.	DESCRIPTION	QTY. USED
1	ROD0020044	ROD	3	33	SFC0000201	CAPSCREW	3
2	F000008144	TWINE FINGER BUSHING NUT	3	34	18498W	CAPSCREW	2
3	F000008146	TWINE FINGER WASHER	3	35	221560W	CAPSCREW	3
4	F000008330	BOLT	3	36	162572W	CAPSCREW	6
5	F000000159	BLOCK, LINK	3	37	221499W	CAPSCREW	5
6	F000008147	BUSHING, DRIVE ROD	3	38	Y17C-0624	CAPSCREW	3
7	F000008335	PLATE, TWINE FINGER	3	40	R13801813	CAPSCREW	2
10	F000001632	BAR, STOP	1	41	R13811077	CAPSCREW	1
11	F000008205	BRACKET	1	42	SMS0000184	BOLT, WHIZ	2
12	F000008206	BRACKET, MOUNTING	1	43	Y09G-0828	CAPSCREW	3
13	F000008210	TANK/PUMP ASSEMBLY	1	44	Y09G-0832	CAPSCREW	3
14	FT00000165	PUMP DRIVE CHAIN AUTO LUBER	1	45	223428	WASHER	3
15	F000008201	LUBER/KNOTTER SPROCKET	1	46	223427	WASHER	20
16	MNT037222A	PLATE, MOUNTING	1	47	223634	WASHER	11
17*	SAL3700003	KNOTTER ASSEMBLY	1	48	234135	WASHER	9
18	ANC0023975	ANCHOR	1	49	R13812516	WASHER	9
20	F000000856	TWINE & WIRE GUIDE BUSHING	3	50	WIS0003125	WASHER	3
21	F000000857	SNAP RING F/TWN GUIDE BUSHING	3	51	Y27E-06	WASHER	2
22	F000000525	PLATE, HOLDER	1	52	221707W	NUT	2
23**	SAL0000004	METER WHEEL ASSEMBLY	1	53	221708W	NUT	6
24***	SAL0000005	TRIP MOUNT ASSEMBLY	1	54	221712W	NUT	6
25	SHM0001250	SHIM	A/R	55	232939	NUT	2
26	SHM0000250	SHIM	A/R	56	237567	NUT	5
27	SHM0001875	SHIM	A/R	57	234218	NUT	2
28	903314	AUTO LUBER CHAIN SHIELD/DECAL	1	58	00274218	NUT	2
28B	FD00023572	. DECAL, WARNING	1	59	09411507	NUT	2
29A	AO00000255	LOOM, SPLIT	A/R	60	00103385	PIN, COTTER	3
30	F000001517	TRIP SPRING	1	61	R13811016	CAPSCREW	1
31A	NYL0000250	TUBE	A/R	62	221705W	NUT, HEX	2
32	SHM037779B	SHIM	A/R	63	SHM0034535	SHIM	AR

* SEE PAGE 184

** SEE PAGE 180

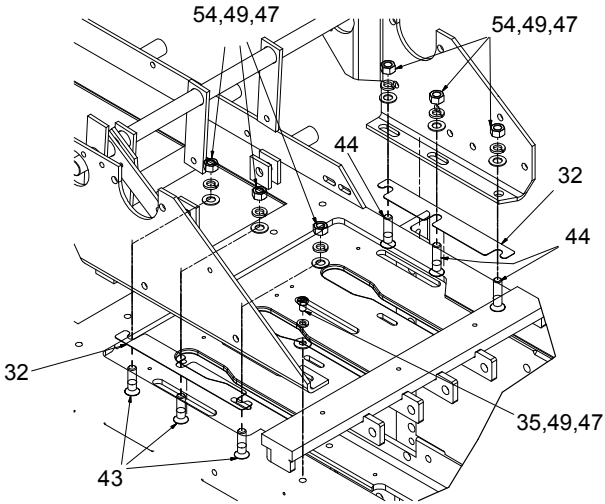
*** SEE PAGE 182

29A,31A - CUT TO FIT

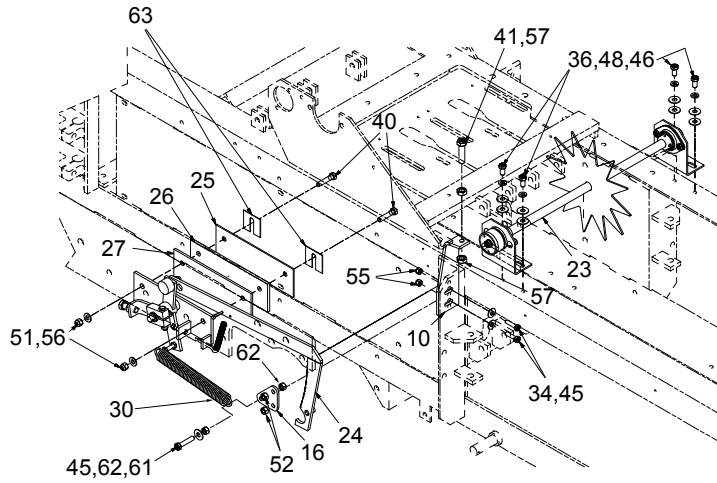
AR - AS REQUIRED

KNOTTER INSTALLATION (380)

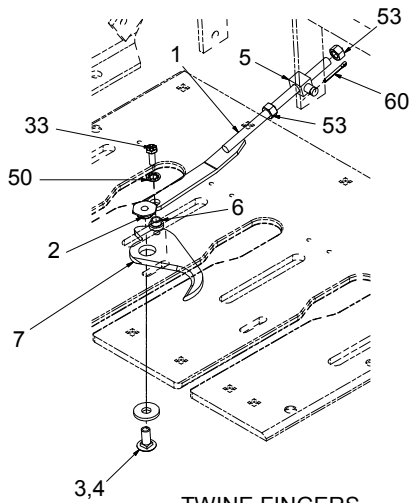
(2 OF 3)



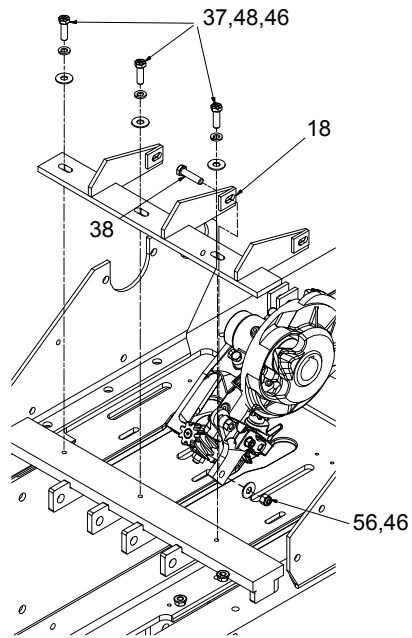
KNOTTER BRACKET MOUNT



KNOTTER TRIP AND METER WHEEL ASSEMBLY



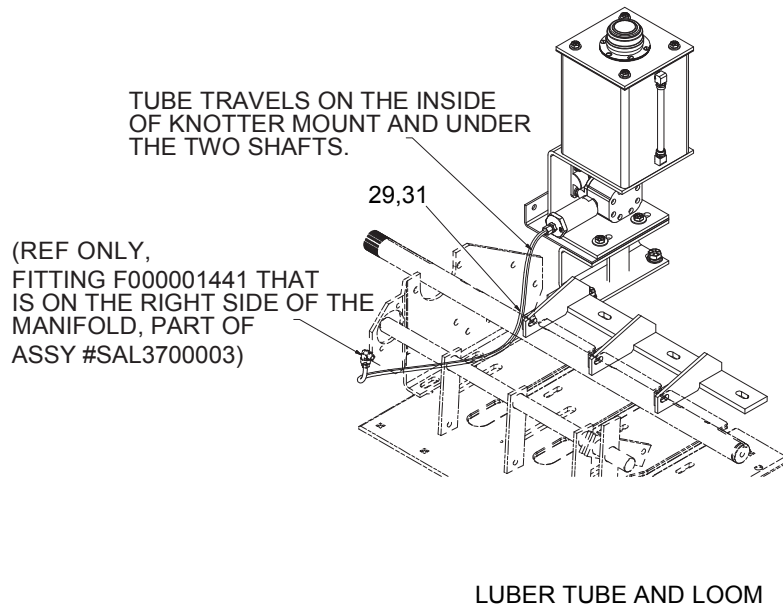
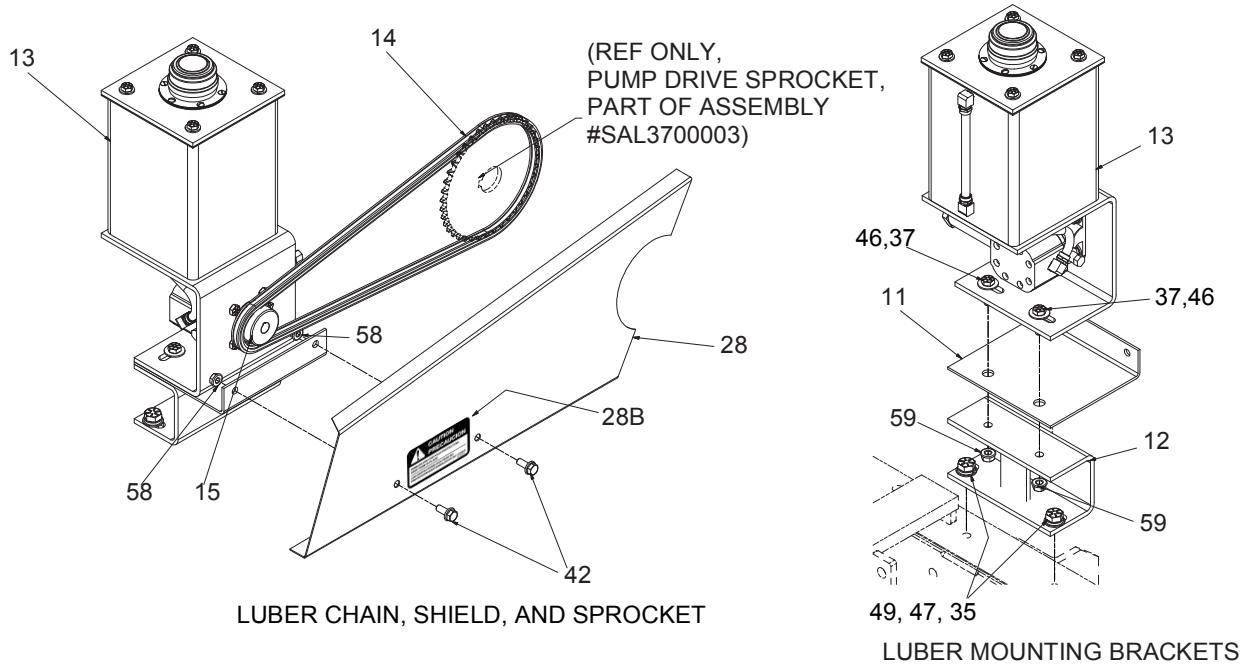
TWINE FINGERS
TYPICAL
3 PLACES



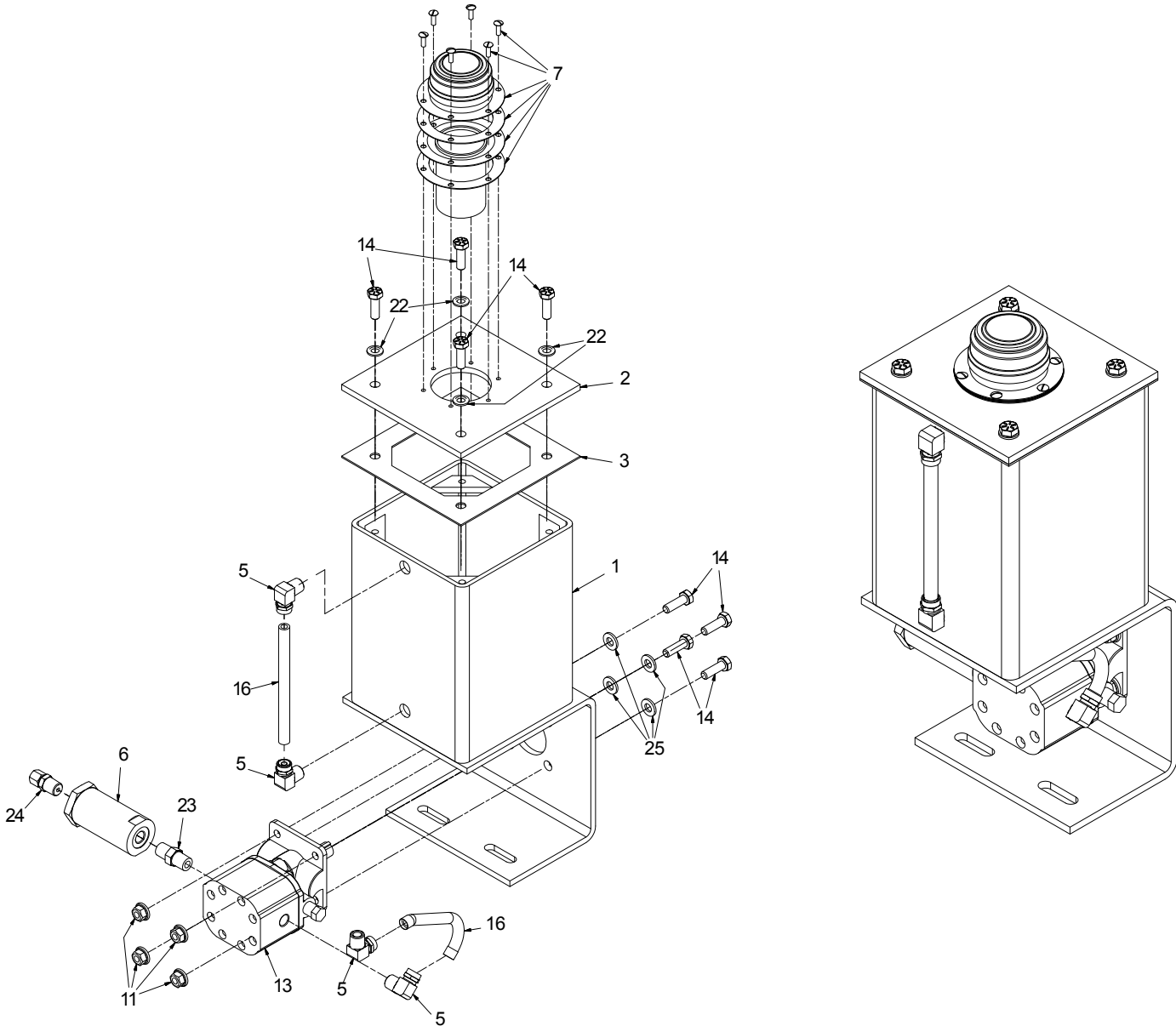
KNOTTER ANCHOR

KNOTTER INSTALLATION (380)

(3 OF 3)



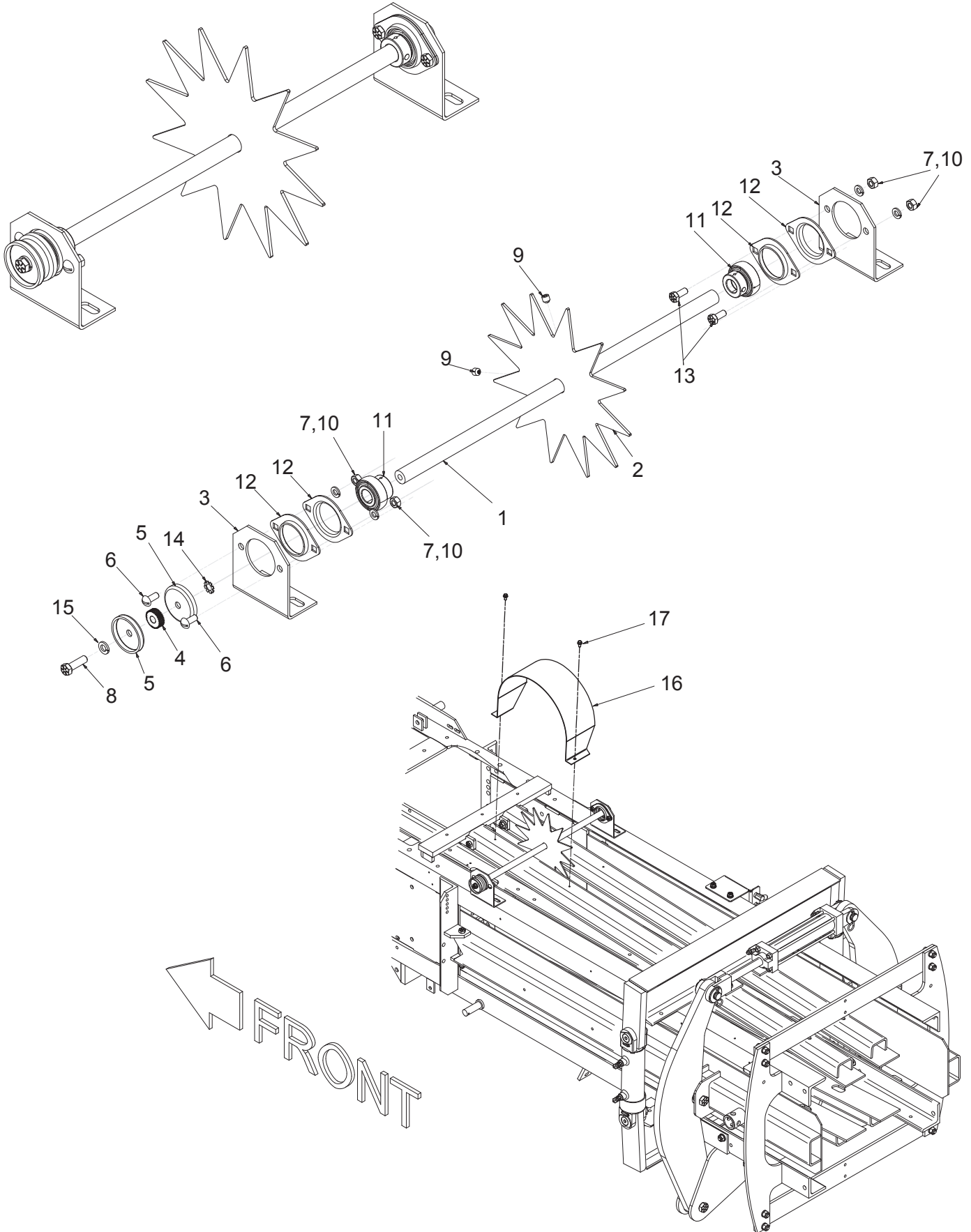
KNOTTER LUBE TANK



KNOTTER LUBE TANK

REF NO.	PART NO.	DESCRIPTION	QTY. USED
	F000008210	TANK/PUMP ASSEMBLY	
1	F000008196	. TANK, AUTO LUBER	1
2	F000008197	. COVER, TANK	1
3	F000008198	. GASKET F/AUTO LUBER TANK	1
5	F000008209	. ELBOW, MALE	4
6	FIL0009052	. FILTER, IN-LINE	1
7	FIL0010003	. CAP, FILTER	1
11	00273802	. NUT	4
13	PMP0000003	. AUTO LUBER PUMP	1
14	R13811014	. CAPSCREW	8
16	TUB0000650	. TUBE	1
22	214479	. SEAL	4
23	221280	. FITTING	1
24	F000008221	. CONNECTOR	1
25	223428	. WASHER	4

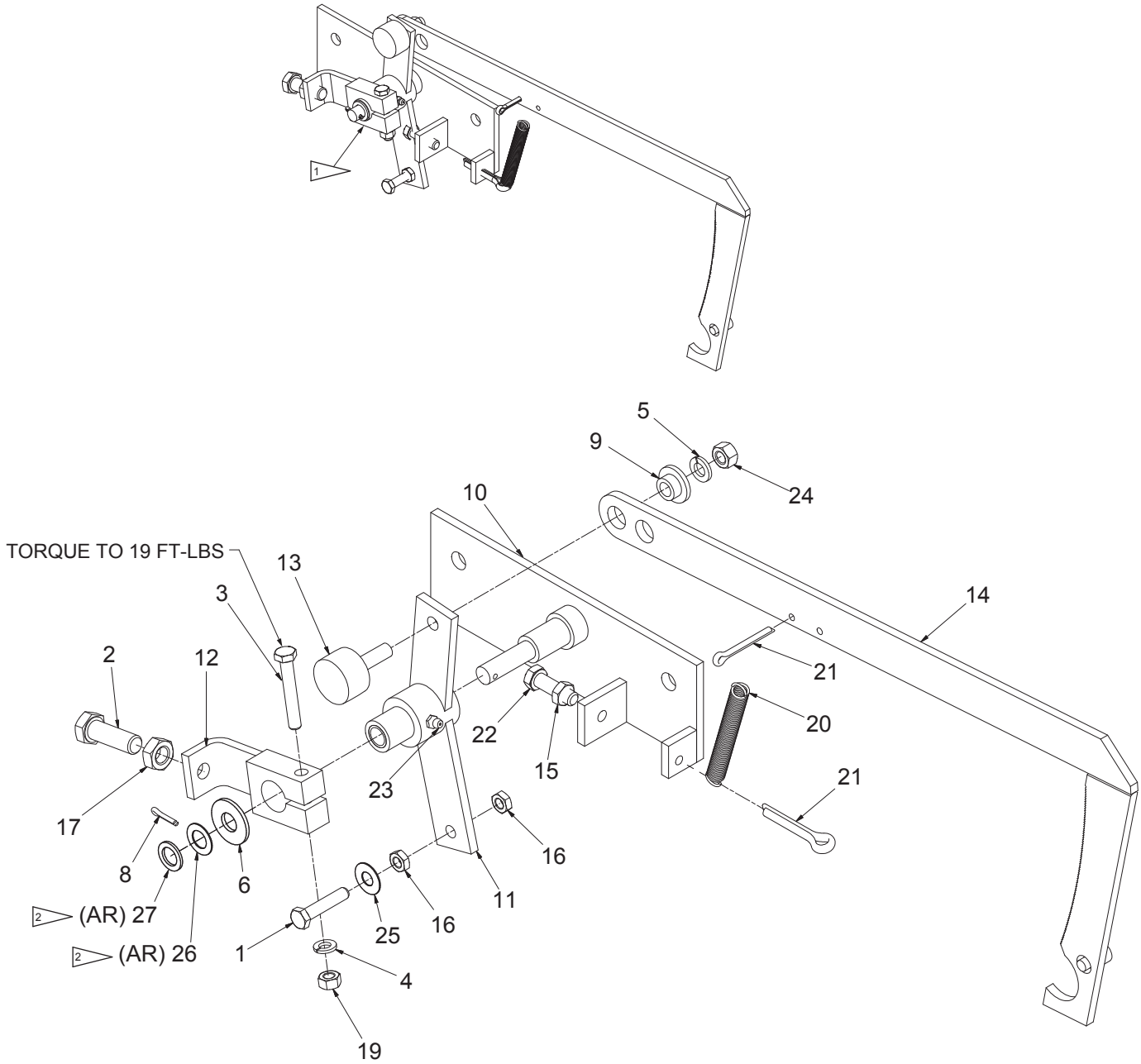
METER WHEEL ASSEMBLY



METER WHEEL ASSEMBLY

REF NO.	PART NO.	DESCRIPTION	QTY. USED
	SAL0000004	METER WHEEL ASSEMBLY	
1	F000008022	. SHAFT	1
2	F000001531	. METER WHEEL	1
3	F000001617	. METER WHEEL SHAFT BRACKET	2
4	F000001687	. DISC, KNURLED FRICTION	1
5	F000008023	. GUIDE WASHER	2
6	246125	. CAPSCREW	4
7	R13811512	. NUT	4
8	221499W	. CAPSCREW	1
9	STS3750375	. SET SCREW, SOCKET	2
10	R13812513	. WASHER	4
11	F000001619	. METER WHL SHAFT-BRG & COLLAR	2
12	F000001889	. FLANGETTE, BEARING	4
13	R13801791	. CAPSCREW	2
14	WES0000375	. WASHER, STAR	1
15	R13812514	. WASHER	1
16	F000001608	METER WHEEL SHIELD	1
17	SMS0000173	BOLT, WHIZ	2

KNOTTER TRIP MOUNT ASSEMBLY (380)



1 ITEM 12 SHOULD BE FLUSH OR INSET FROM THE END OF THE SHAFT.

2 ADD WASHERS UNTIL THINNEST WASHER NO LONGER FITS BETWEEN THE COTTER PIN AND ITEM #6

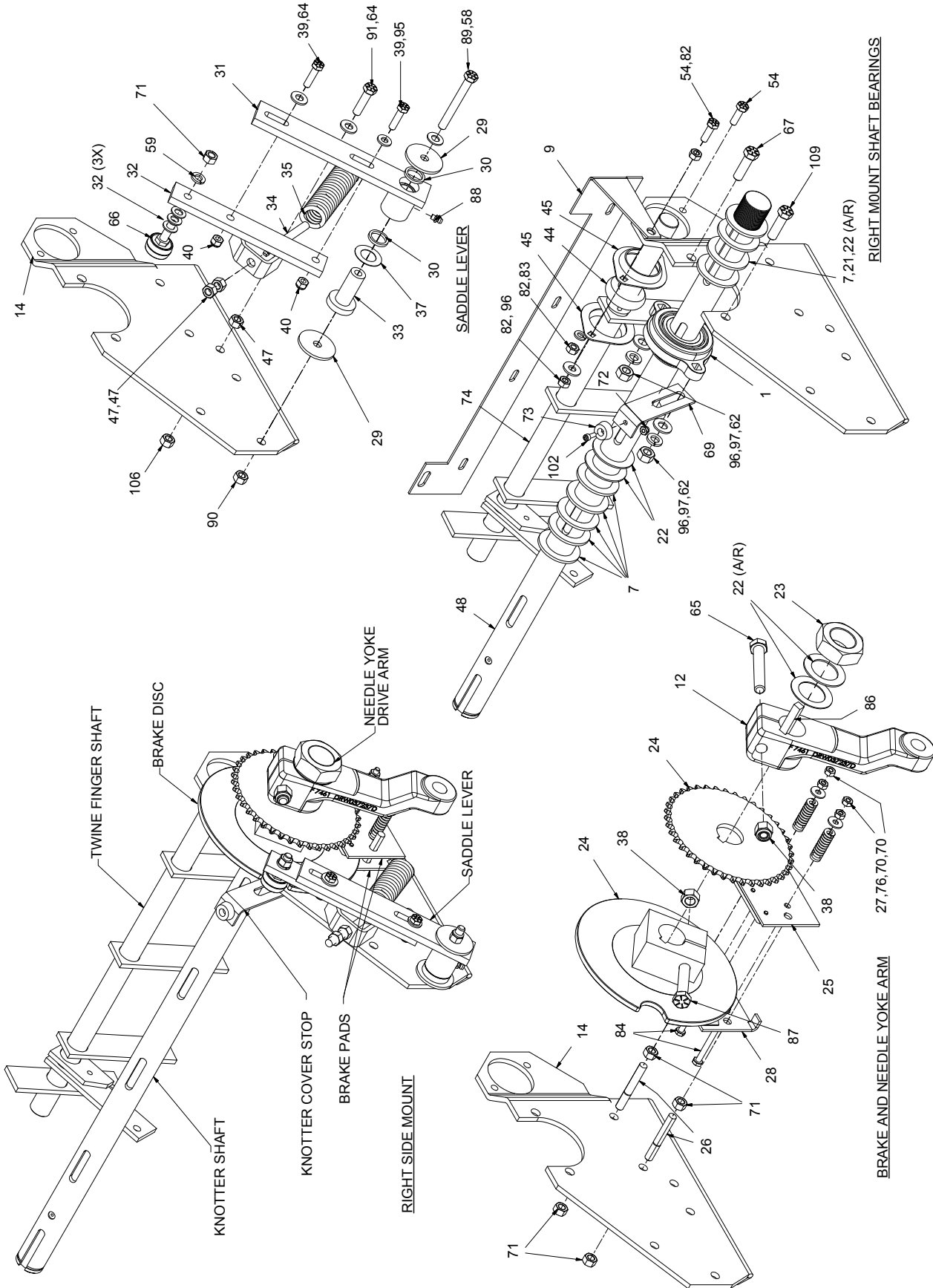
FRONT

KNOTTER TRIP MOUNT ASSEMBLY (380)

REF NO.	PART NO.	DESCRIPTION	QTY. USED
	SAL0000005	KNOTTER TRIP MOUNTING ASSY	
1	R13811016	. CAPSCREW	1
2	200454W	. CAPSCREW	1
3	221475W	. CAPSCREW	1
4	R13812513	. WASHER	1
5	234135	. WASHER	1
6	239519	. WASHER	1
8	00113385	. COTTER PIN	1
9	F00000440	. FERRULE	1
10	F00001513	. MOUNTING, KNOTTER TRIP	1
11	F00001514	. LEVER, RESET	1
12	F00001515	. LEVER, CLUTCH STOP	1
13	BRG0001572	. CAM FOLLOWER	1
14	KNT0032132	. BAR, TRIP METER	1
15	00124829	. JAM NUT	1
16	R13811512	. NUT	2
17	234218	. JAM NUT	1
19	R13803725	. HEX NUT	1
20	F00000278	. SPRING, TENSION	1
21	00103409	. COTTER PIN	2
22	221499W	. CAPSCREW	1
23	11079	. FITTING, LUBE	1
24	R13811512	. HEX NUT	1
25	223428	. FLAT WASHER	1
26	F000008315	. WASHER	AR
27	ZZ00000210	. MACH BUSHING	AR

KNOTTER ASSEMBLY (380)

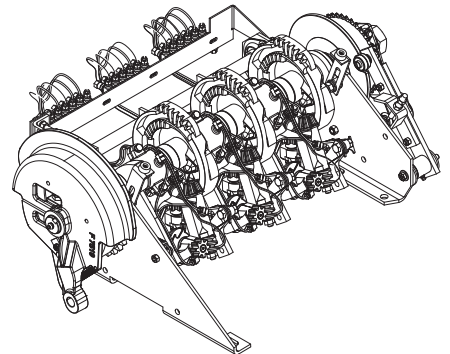
(1 OF 4)



KNOTTER ASSEMBLY (380)

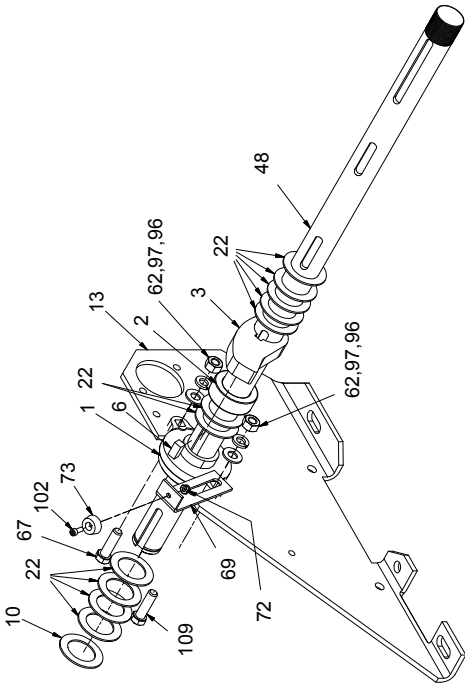
(2 OF 4)

REF NO.	PART NO.	DESCRIPTION	QTY. USED	REF NO.	PART NO.	DESCRIPTION	QTY. USED
	SAL3700003	KNOTTER ASSEMBLY, RASPE		59	236655	. WASHER, LOCK	2
1	F000007063	. BEARING, SHAFT	2	61	F000008288	. FITTING	12
2	F000000099	. SET COLLAR	1	62	221710W	. NUT, HEX	4
3	CAM0007180	. PLATE, CAM	1	63	R13811016	. CAPSCREW	3
4	F000004104	. KEY	3	64	R13811431	. WASHER	2
5	F000007904	. KEY	1	65	R13801850	. CAPSCREW	1
6	F000008054	. KEY	1	66	F000001572	. CAM FOLLOWER	2
7	R616841	. BUSHING	A/R	67	R13810879	. CAPSCREW	2
8	GER0006068	. CAM GEAR	3	68	223572	. FITTING	2
9	BKT0032971	. BRACKET	1	69	STO0022419	. BAR, STOP	2
10	F000004136	. WASHER	2	70	221703W	. NUT	6
11	F000001441	. ELBOW W/SLEEVE	1	71	221708W	. NUT	5
12	F000007461	. DRIVE ARM, NEEDLE YOKE	1	72	223799	. NUT	2
13	F000008369	. PLATE, LH MOUNTING	1	73	BMP0004243	. BUMPER, SHIELD	2
14	F000008368	. PLATE, RH MOUNTING	1	74	F000007958	. DRIVE SHAFT, TWINE FINGER	1
15	F000007988	. SNAP RING	1	75	LUB0833116	. MANIFOLD	3
16	F000007519	. HOUSING ASSEMBLY	1	76	R13811443	. WASHER	2
17	900249	. DISC & BEARING ASSEMBLY	1	78*	KNT006006A	. HEAD ASSEMBLY-W/ BUSHINGS	3
18	F000004135	. INNER RACE	1	79	235620	. NUT	1
19	F000000755	. SPROCKET, CLUTCH	1	82	221705W	. NUT	8
20	F000007977	. WASHER	A/R	83	R13812513	. WASHER	4
21	F000004161	. BUSHING	A/R	84	R13806234	. CAPSCREW	2
22	F000004160	. BUSHING	A/R	86	ZZ00000419	. KEY	1
23	NEJ0013750	. JAM NUT	1	87	R13811082	. CAPSCREW	1
24	F000007528	. BRAKE DISC ASSEMBLY	1	88	11079	. FITTING	1
25	F000007450	. BRAKE PLATE, OUTSIDE W/LINING	1	89	R13811045	. CAPSCREW	1
26	F000007451	. STUD, BRAKE PLATE	2	90	237567	. NUT	1
27	F000007453	. SPRING, BRAKE PLATE	2	91	Y17C-0624	. CAPSCREW	1
28	F000007449	. BRAKE PLATE, INSIDE W/LINING	1	95	R13802914	. WASHER	2
29	F000000246	. WASHER	2	96	R13811432	. WASHER	4
30	F000007587	. SEAL	2	97	223595	. WASHER	4
31	LEV0025133	. LEVER, LOWER SADDLE	1	100	16805W	. CAPSCREW	2
32	F000007560	. LEVER	1	101	221711W	. NUT	2
33	F000007585	. SLEEVE, LEVER	1	102	234991	. CAPSCREW	2
34	F000007448	. EYEBOLT, SADDLE LEVER SPRING	1	103	F000007978	. WASHER	AR
35	F000007559	. SADDLE LEVER SPRING	1	104	242601	. CABLE TIE	3
37	F000008202	. SPROCKET, PUMP DRIVE	1	105	221763W	. WASHER, HARD	1
38	R13811193	. NUT, LOCK	2	106	00124829	. NUT, JAM	1
39	R13811015	. CAPSCREW	2	107	R13810989	. CAPSCREW	4
40	223588	. NUT	2	108	09416918	. NUT, SERRATED	4
41	F000008287	. FITTING	6	109	R13801834	. CAPSCREW	2
43	F000000802	. WASHER	1				
44	F000006003	. BEARING & SET COLLAR	2		* SEE PAGE 188		
45	F000006004	. FLANGETTE	4				
46	F000007959	. BRACKET	1		AR - AS REQUIRED		
47	221707W	. NUT	5				
48	F000008370	. SHAFT	1				
49	HTB0030006	. CAPSCREW	1				
50	18466W	. CAPSCREW (GD5)	2				
51	F000001517	. SPRING, TRIP	1				
52	209511	. FITTING	1				
53	NYL0001250	. TUBE	56'				
54	R13811014	. CAPSCREW	3				
55	SHM0000103	. SHIM	AR				
56	SHM0000105	. SHIM, .020"	AR				
57	223428	. WASHER	4				
58	223427	. WASHER	7				

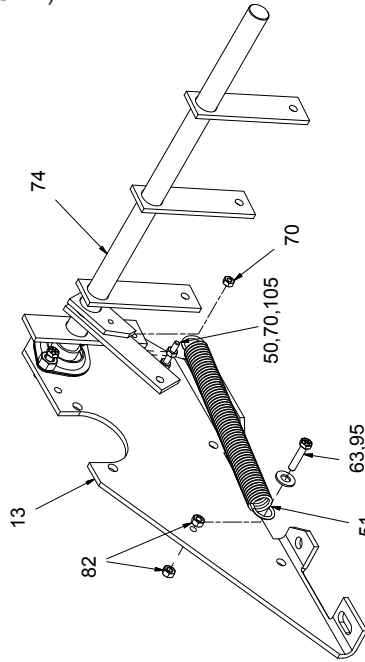


KNOTTER ASSEMBLY (380)

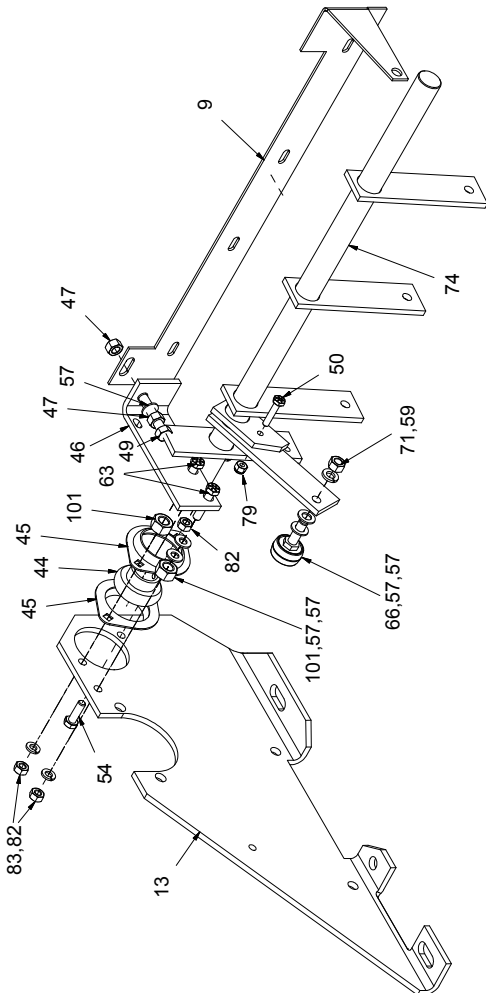
(3 OF 4)



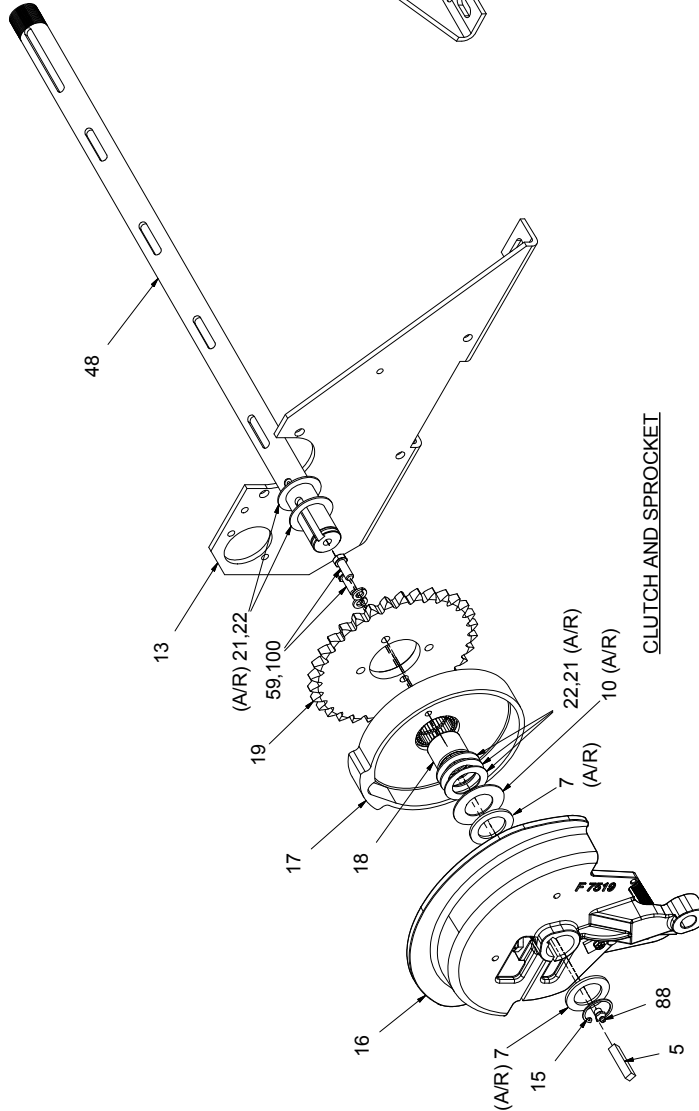
LEFT SIDE KNOTTER BEARING AND CAM



TRIP SPRING

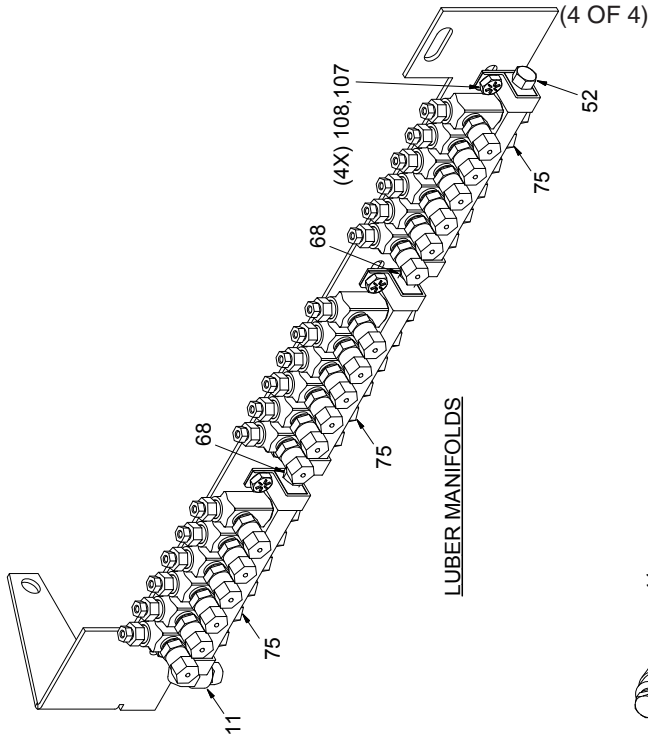
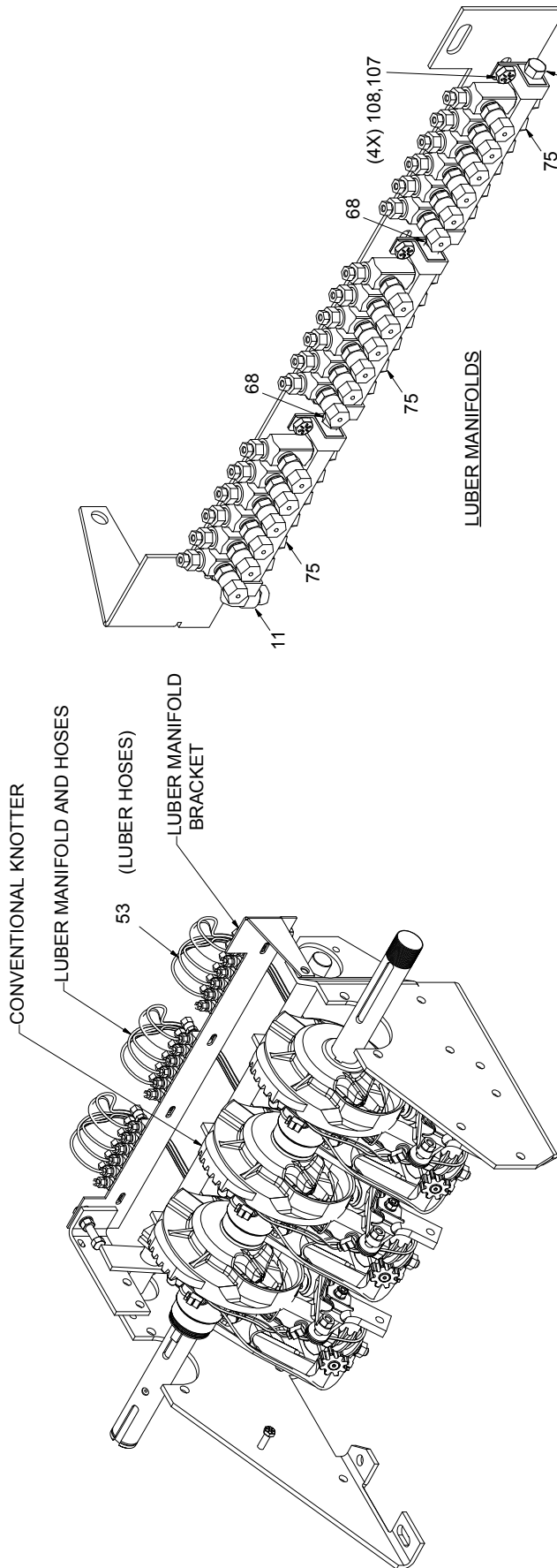


LEFT SIDE TWINE SHAFT

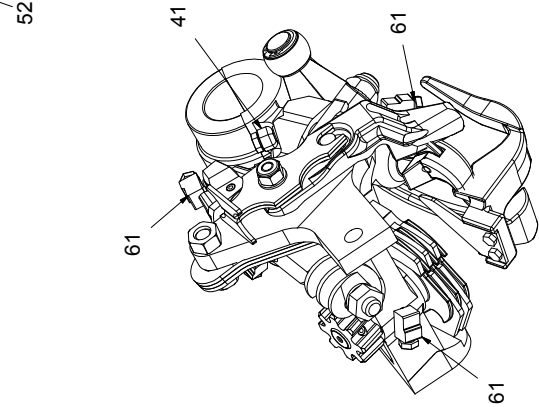


CLUTCH AND SPROCKET

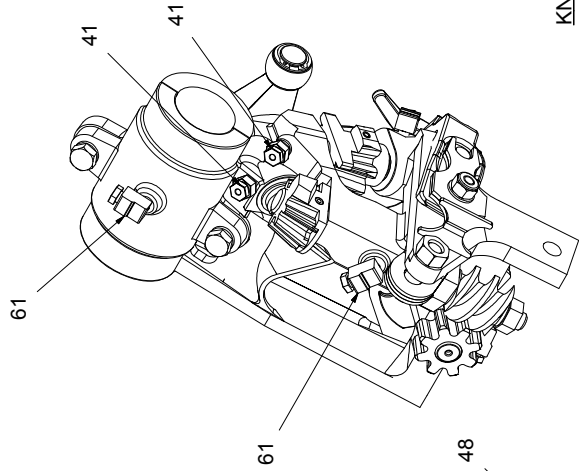
KNOTTER ASSEMBLY (380)



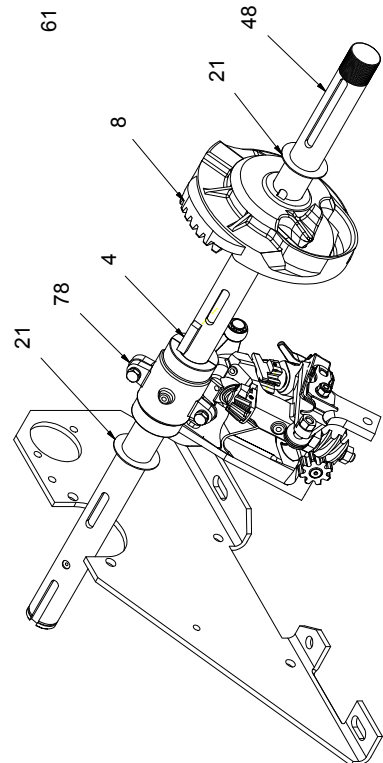
LUBER MANIFOLDS



KNOTTER FITTINGS

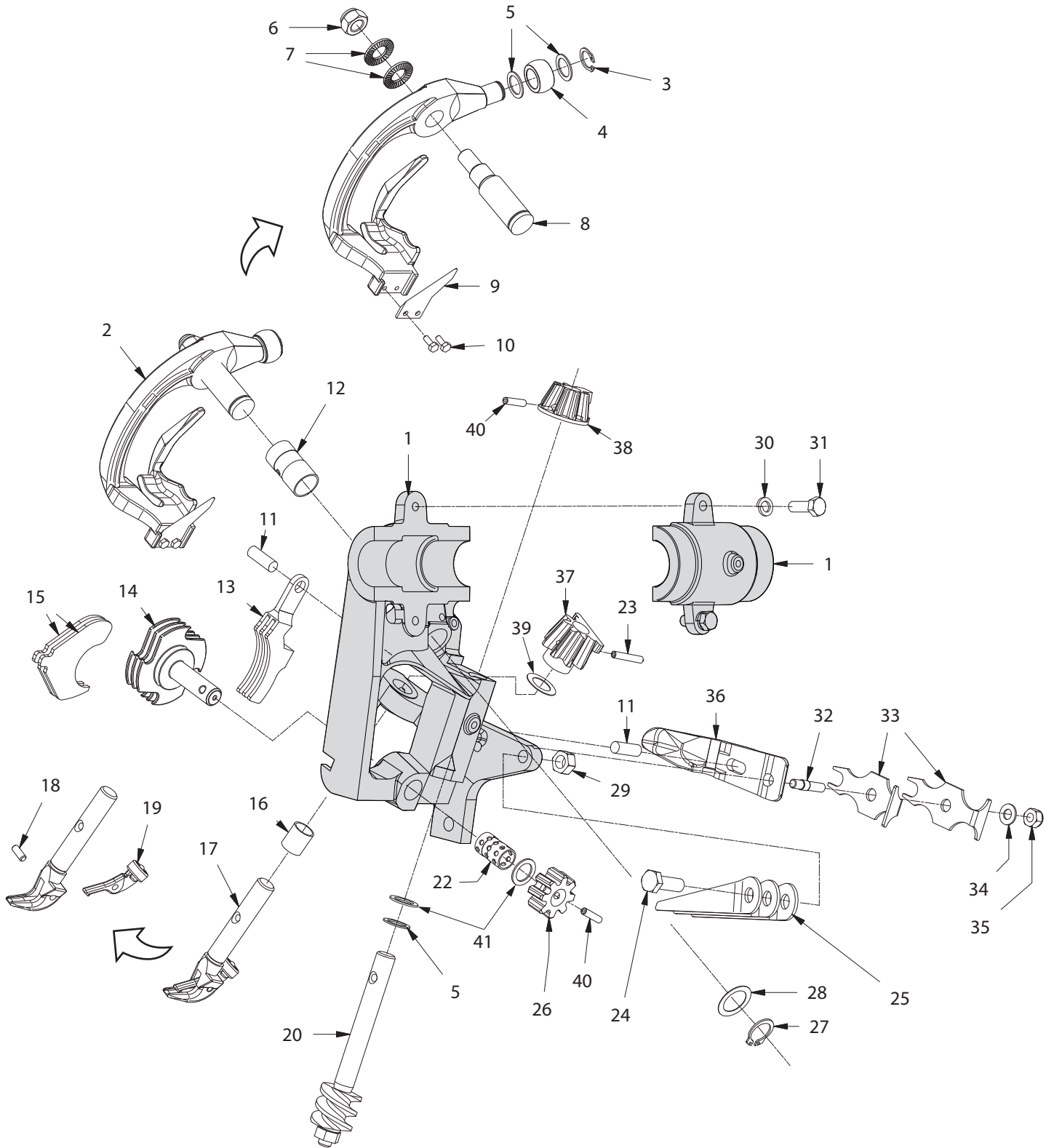


KNOTTER AND LUBER



KNOTTER AND CAM GEAR

KNOTTER (380)



KNOTTER (380)

REF NO.	PART NO.	DESCRIPTION	QTY. USED	REF NO.	PART NO.	DESCRIPTION	QTY. USED
	KNT006006A	HEAD ASSY		19	RS00003786	. TRIGGER, BILL HOOK	1
1	KNT0060060	. KNOTTER FRAME ONLY	1	20	F000007876	. KNT WORM & SHAFT (COMPL ONLY)	1
2	F000008050	. KNIFE ARM COMPLETE	1	22	RS00006003	. TWINE DISC BUSHING F/KNT60060	1
3	F000008275	. . SNAP RING F/KNIFE ARM ROLLER	1	23	253271	. SPIRAL PIN F/KNOTTER GEARS	1
4	F000008274	. . ROLLER F/KNIFE ARM	1	24	Y09C-M1030	. CAPSCREW	1
5	F000008280	. . WASHER	3	25	F000008052	. TWINE HOLDER SPRING	3
6	RS331112051	. . NUT, F/KNIFE ARM PIN	1	26	F00007871	. TWINE HOLDER DISC PINION	1
7	RS20661120	. . LOCKWASHER, F/KNIFE ARM PIN	2	27	F000007976	. SNAP RING, F/KNIFE ARM SHAFT	1
8	RS20637722	. . PIN, KNIFE ARM PIN	1	28	F000007860	. WASHER, KNIFE ARM	1
	RS206377212	. KNIFE ARM PIN COMPLETE	1	29	NCHM010150	. NUT	1
9	F000008049	. . TWINE KNIFE	1	30	WLKM000080	. WASHER	2
10	F000007859	. . SCREW , TWINE KNIFE	2	31	Y09C-M0825	. CAPSCREW	2
11	RS03451926	. PIN F/BILL HOOK CAM & SPRING	2	32	F000007948	. SCREW, ADJUSTING HOOK CAM	1
12	RS00602201	. BUSHING, KNIFE ARM	1	33	F000007947	. KNOTTER HOOK CAM ADJ SPRING	2
13	F000007868	. HOLDER , TWINE	1	34	223428	. WASHER	1
14	RS00006085	. RETAINER , TWINE DISC	1	35	F000007949	. NUT, CAM ADJ. SCREW	1
15	F000007870	. CLEANER, TWINE DISC	2	36	F000008051	. KNOTTER HOOK CAM	1
16	RS00006002	. BUSHING , BILL HOOK	1	37	253270	. HARDENED BILL HOOK PINION	1
17	RS00006015	. BILL HOOK STANDARD	1	38	GER0007873	. HARDEND KNOTTER WORM PINION	1
		FOR SMALLER THAN 280 KNOT STRENGTH TWINE.		39	F000008068	. SPACER F/BILL HOOK PIN - .020	AR
	RS00006035	. BILL HOOK, OPTION LARGER	AR	39	F000008069	. SPACER F/BILL HOOK PIN .035	AR
		FOR 280 KNOT STRENGTH TWINE AND LARGER.		40	RS0522734	. SPIRAL PIN F/KNOTTER GEARS	2
18	RS00001514	. ROLL PIN, BILL HOOK	1	41	F000000659	. WASHER	2

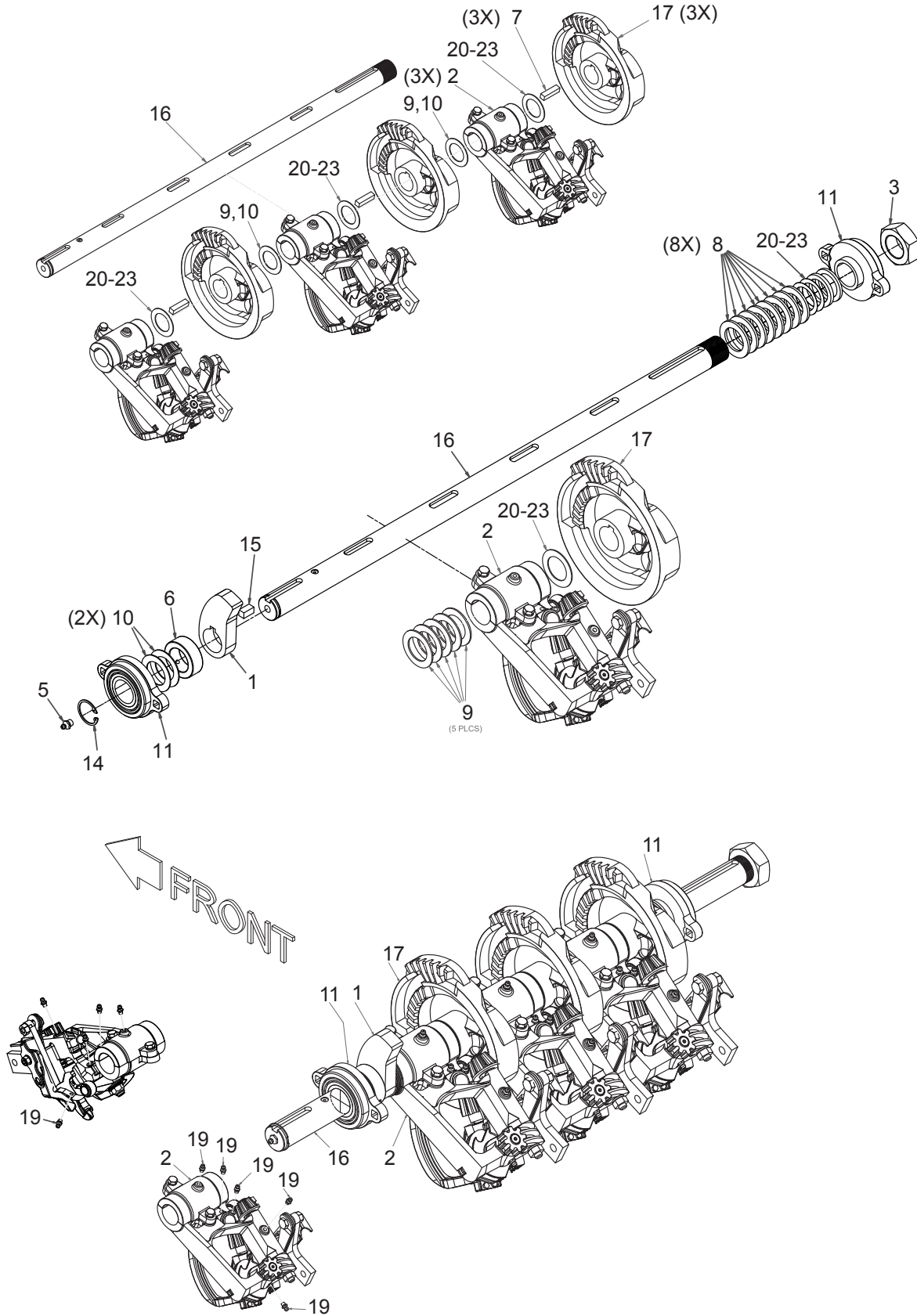
900182 1 KNOTTER REBUILD KIT
INCLUDES:

28	F000007860	. WASHER, KNIFE ARM	2
13	F000007868	. TWINE HOLDER	1
26	F000007871	. PINION, TWINE HOLDER DISC	1
20	F000007876	. KNOTTER WORM & SHAFT ASSY	1
36	F000008051	. HOOK CAM , KNOTTER	1
5	F000008280	. WASHER	2
37	253270	. PINION, BILL HOOK	1
38	GER0007873	. PINION , KNOTTER WORM	1
16	RS00006002	. BUSHING, BILL HOOK	1
22	RS00006003	. BUSHING , TWINE DISC	1
12	RS00602201	. BUSHING, KNIFE ARM	1
17	RS00006015	. BILL HOOK	1
23	253271	. SPIRAL PIN, F/KNOTTER GEARS	1
33	F000007947	. KNOTTER HOOK CAM ADJ SPRING	1
25	F000008052	. TWINE HOLDER SPRING	3
14	RS00006085	. RETAINER , TWINE DISC	1
2	F000008050	. KNIFE ARM, COMPLETE	1
40	RS05227344	. SPIRAL PIN F/KNOTTER GEARS	2

900183 3 KNOTTER REBUILD KIT
INCLUDES:

28	F000007860	. WASHER, KNIFE ARM	6
13	F000007868	. TWINE HOLDER	3
26	F000007871	. PINION, TWINE HOLDER DISC	3
20	F000007876	. KNOTTER WORM & SHAFT ASSY	3
36	F000008051	. HOOK CAM, KNOTTER	3
5	F000008280	. WASHER	6
37	253270	. PINION, BILL HOOK	3
38	GER0007873	. PINION , KNOTTER WORM	3
16	RS00006002	. BUSHING , BILL HOOK	3
22	RS00006003	. BUSHING , TWINE DISC	3
12	RS00602201	. BUSHING, KNIFE ARM	3
17	RS00006015	. BILL HOOK	3
23	253271	. SPIRAL PIN F/KNOTTER GEARS	3
33	F000007947	. KNOTTER HOOK CAM ADJ SPRING	3
25	F000008052	. TWINE HOLDER SPRING	9
14	RS00006085	. RETAINER , TWINE DISC	3
2	F000008050	. KNIFE ARM, COMPLETE	3
40	RS05227344	. SPIRAL PIN F/KNOTTER GEARS	6

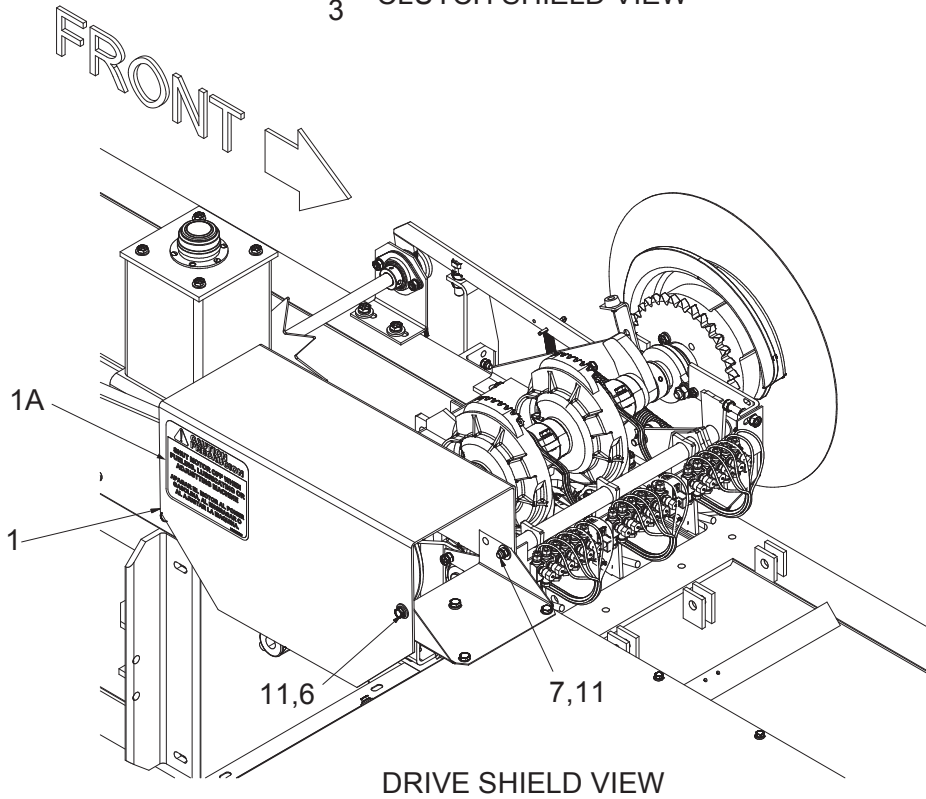
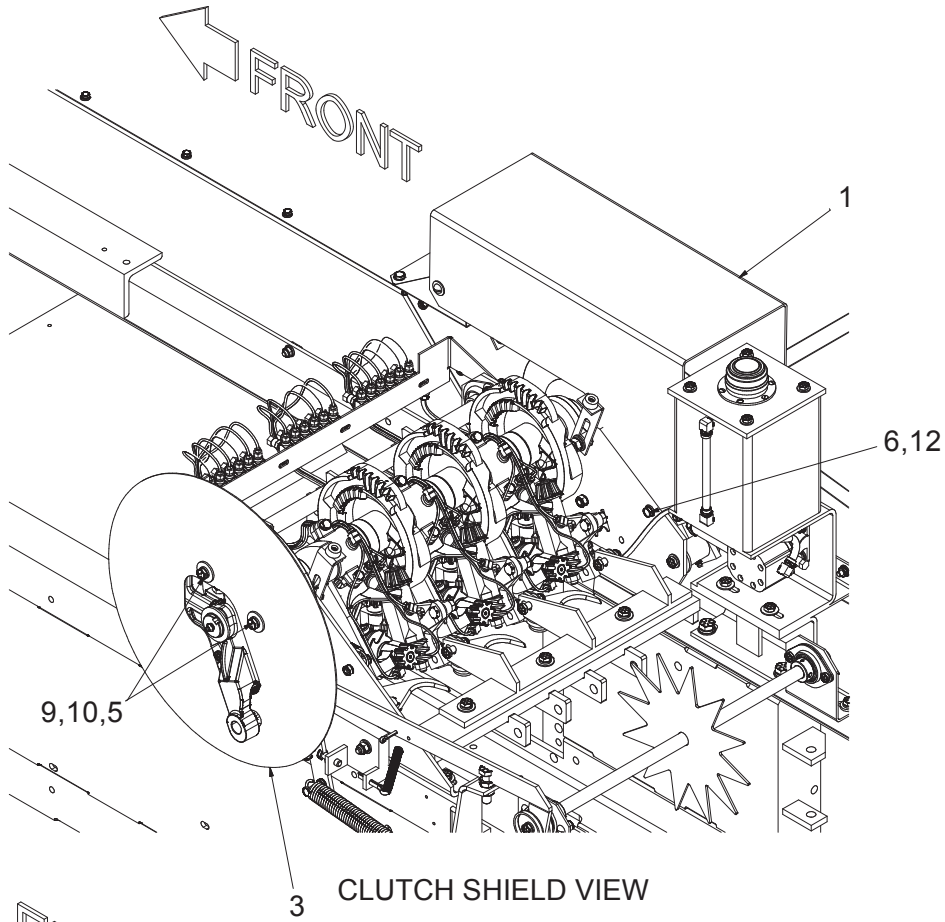
KNOTTER SHAFT KIT (380)



KNOTTER SHAFT KIT (380)

REF NO.	PART NO.	DESCRIPTION	QTY. USED
	KIT0008214 KIT,TWN KNTR SHAFT		
1	CAM0007180	. PLATE,CAM	1
2	KNT006006A	. HEAD ASSEMBLY-W/ BUSHINGS	3
3	NEJ0013750	. ESNA JAM NUT NF	1
5	00191758	. FITTING, LUBE,	1
6	F000000099	. SET COLLAR	1
7	F000004104	. KEY	3
8	R616841	. MACH BUSH	AR
9	F000004160	. MACH BUSH	AR
10	F000004161	. MACH BUSH	AR
11	F000007063	. BEARING, SHAFT	2
14	F000007988	. SNAP RING	1
15	F000008054	. KEY	1
16	F000008370	. SHAFT	1
17	GER0006068	. MODULAR CAM GEAR	3
19	11079	. FITTING, LUBE,	18
20	SHM0000103	. SHIM	AR
21	SHM0000105	. SHIM	AR
22	F000007977	. WASHER	AR
23	F000007978	. WASHER	AR

KNOTTER/DRIVE ARM SHIELD INSTALLATION

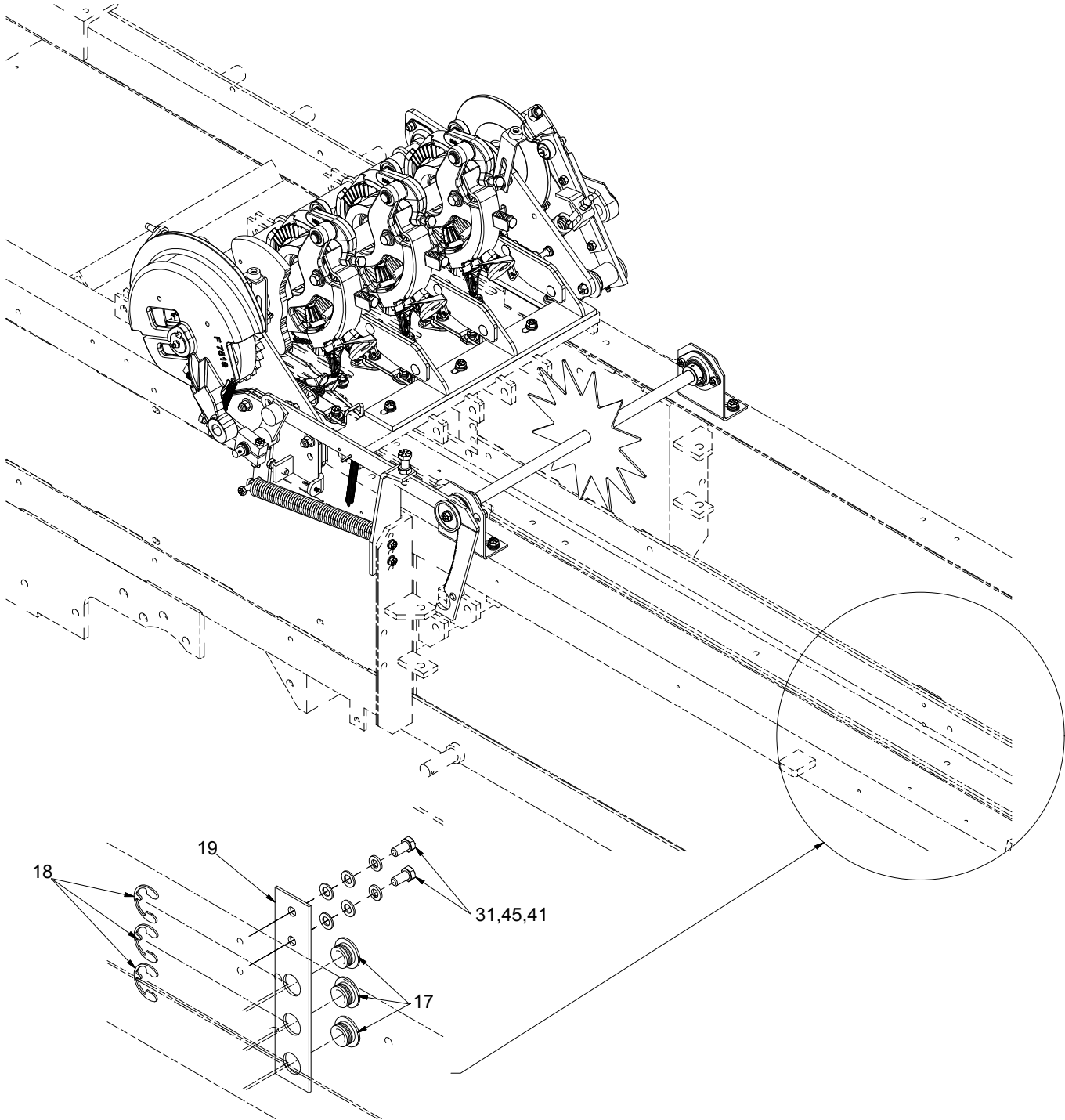


KNOTTER/DRIVE ARM SHIELD INSTALLATION

REF NO.	PART NO.	DESCRIPTION	QTY. USED
1	903287	PLATE, RH SHIELD & DECAL	1
1A	FD00023581	. DECAL	1
3	F000007987	SHIELD F/KNOTTER CLUTCH	1
5	16805W	CAPSCREW	2
6	SMS0000184	BOLT, WHIZ	2
7	235240	SCREW	1
9	223427	WASHER	2
10	234135	WASHER	2
11	232939	NUT	2
12	00273802	NUT	1

KNOTTER INSTALLATION (385)

(1 OF 4)



TWINE GUIDE

KNOTTER INSTALLATION (385)

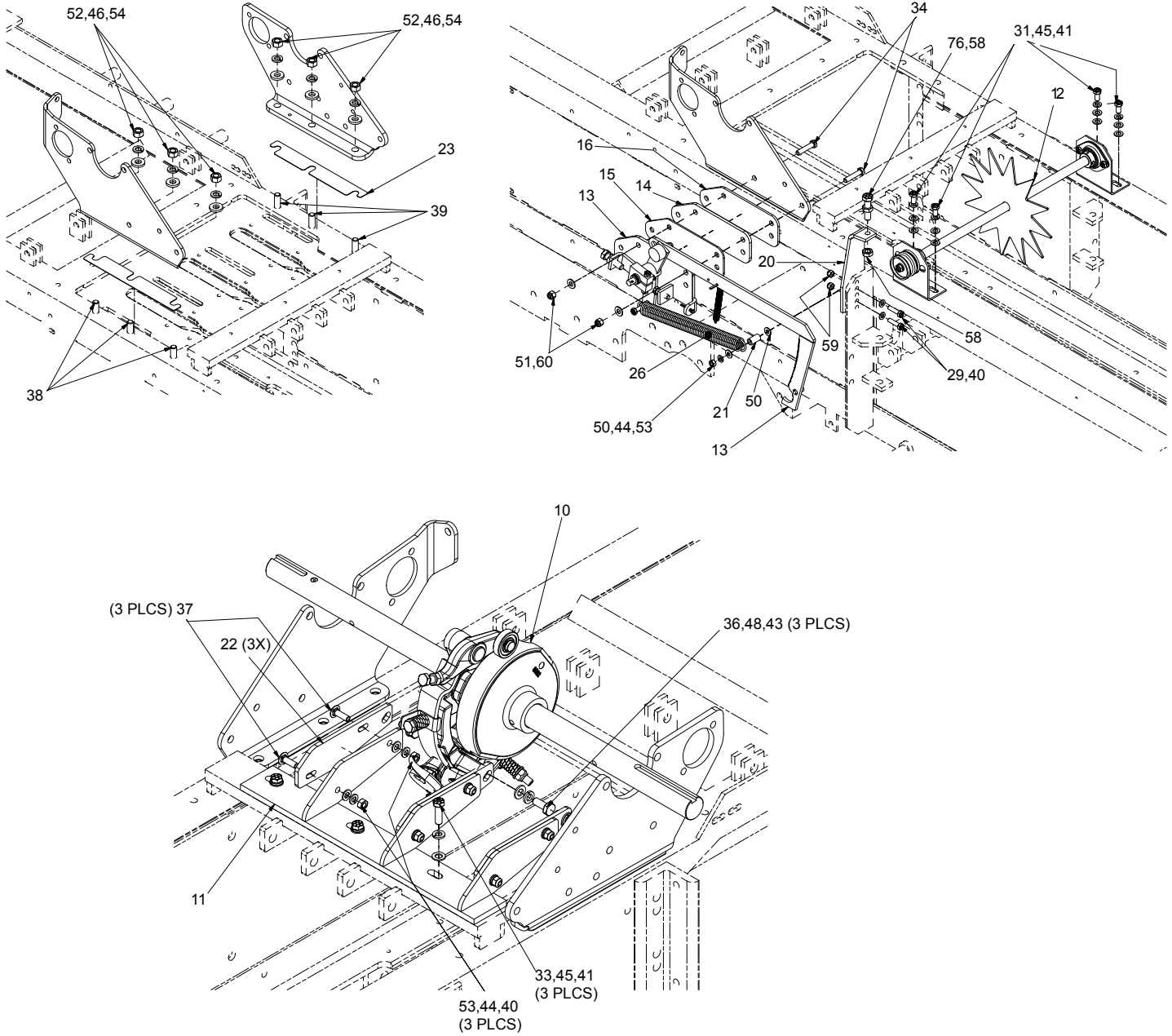
(2 OF 4)

REF NO.	PART NO.	DESCRIPTION	QTY. USED	REF NO.	PART NO.	DESCRIPTION	QTY. USED
	902594	Knotter Installation, Tailless		41	223427	. Flat Washer	18
1	ROD037018B	. Rod Assembly, Drive	3	42	WCTM100080	. Flatwasher 8 Mm - Plated	6
2	BRG0001300	. Bearing, Rod End	3	43	R1938872	. Flat Washer	3
3	BRG0001301	. Bearing, Rod End	3	44	R13812513	. Lockwasher	23
4	903200	. Twine Finger Weldment	3	45	234135	. Lockwasher	12
5	WAS037715A	. Washer	6	46	R13812516	. Lockwasher	6
6	WLG0000003	. Spring, Stop	3	47	WLKM000080	. Lockwasher	3
7	WLG0000001	. Knotter Twine Guide Plate	3	48	WLKM000100	. 10 Mm Lockwasher	3
8	WLG0000002	. Knotter Stop Spring	3	49	WIS0003125	. Lockwasher	3
9	WLG0000005	. Knotter Angle Spring	3	50	R13802914	. Hard Washer	2
10*	903301	. Knotter Sub-Assembly	1	51	222598	. Hard Washer	2
11	ANC0033729	. Anchor Weldment, Knotter	1	52	221771W	. Hce-552 Washer 1/2	6
12**	SAL0000004	. Meter Wheel Assembly	1	53	221705W	. Hex Nut	13
13***	SAL0000580	. Mounting Assembly, Kntr Trip	1	54	221712W	. Hex Nut	6
14	SHM037349B	. 3/16" Pivot Plate Shim	AR	55	R13803725	. Hex Nut	3
15	SHM037350B	. 1/8" Pivot Plate Shim	AR	56	NCHM008125	. Gr 8.8 Hex Nut 8M X 1.25 Mc	3
16	SHM037348B	. 1/4" Pivot Plate Shim	AR	57	NFL0003125	. Lh Jam Nut Nf 5/16 - Plated	3
17	F000000856	. Twine Guide Bushing F/1592,1390,370	3	58	234218	. Jam Nut	2
18	F000000857	. Snap Ring F/Twn Guide Bushing	3	59	232939	. Nut, Esna	2
19	F000000525	. Plate, Holder	1	60	237567	. Nut, Esna	2
20	F000001632	. Plate, Stop	1	61	Y161248.1	. Mach Bushing	3
21	SPC0033118	. Spacer	1	62	Y22E-06	. Washer .38 Lock Hi-Collar Hb	7
22	BKT0033732	. Bracket	3	76	221569W	. Capscrew	1
23	SHM037779B	. Shim	AR				
25	WAS3751500	. Washer, Fender	3		AR - AS REQUIRED		
26	F000001517	. Spring, Trip	1				
27	R13807897	. Capscrew	3				
28	16836W	. Capscrew	3				
29	R13811015	. Capscrew	2				
30	R13811016	. Capscrew	6				
31	162572W	. Capscrew	6				
32	Y17C-0616	. Capscrew	6				
33	221499W	. Capscrew	3				
34	R13801813	. Capscrew	2				
35	R13811077	. Capscrew	1				
36	Y09C-M1025	. Capscrew	3		** SEE PAGE 180		
37	233972	. Bolt, Carr	6		*** SEE PAGE 198		
38	Y09G-0828	. Capscrew	3				
39	Y09G-0832	. Capscrew	3				
40	223428	. Flat Washer	32				

* KNOTTER ASSY 903301 (SEE PAGE 208) WAS FIRST USED ON S/N 385H16-106 AND WILL BE USED AS A RE-PLACEMENT FOR ALL TAILLESS KNOTTER INSTALLATIONS COVERED BY THIS MANUAL.
BALERS PRIOR TO AND INCLUDING S/N ASC-0385-105 USED KNOTTER ASSY SALWKGNT03 (SEE PAGE 200 FOR PARTS COVERAGE FOR THIS KNOTTER ASSY).

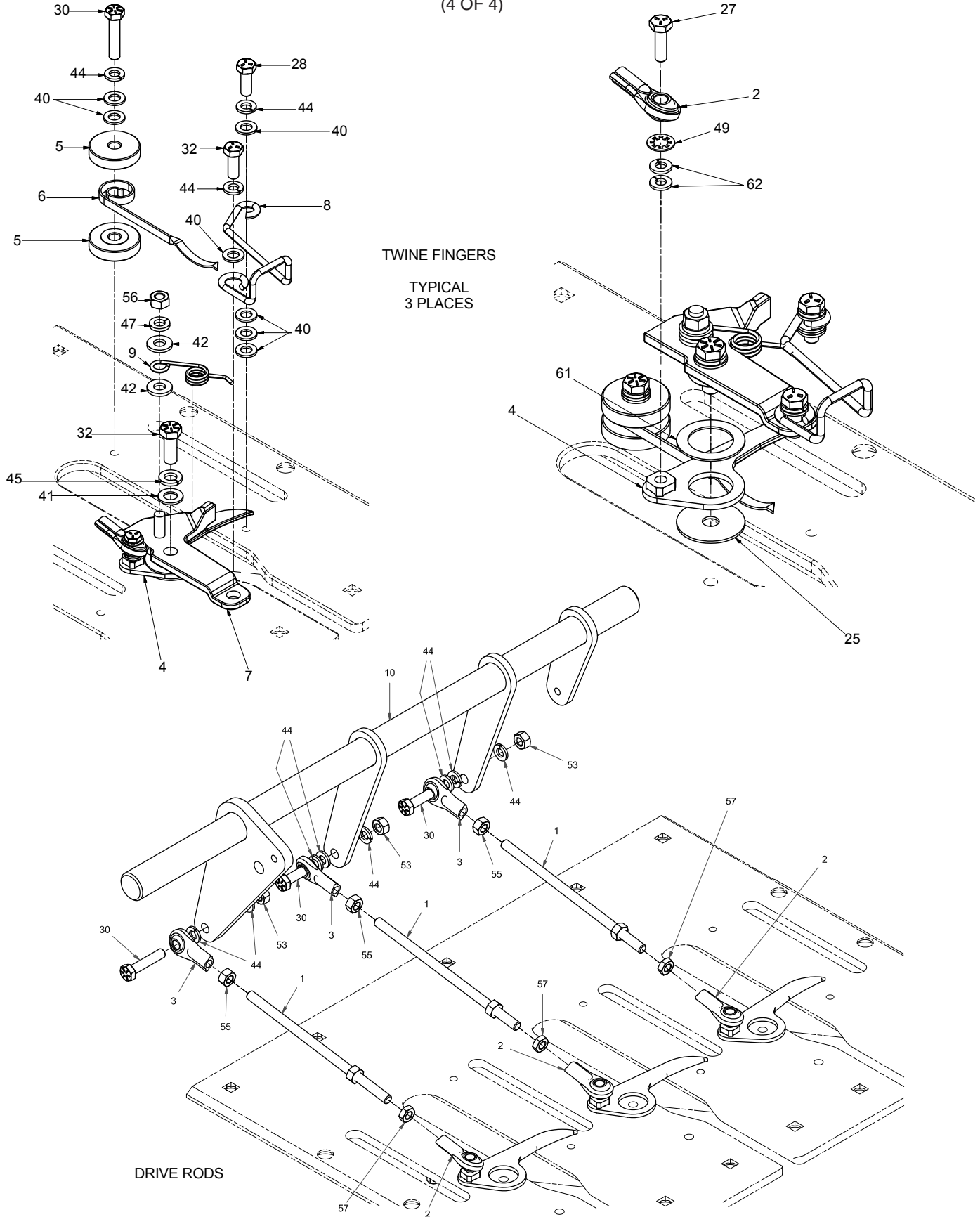
** SEE PAGE 180
*** SEE PAGE 198

KNOTTER INSTALLATION (385) (3 OF 4)

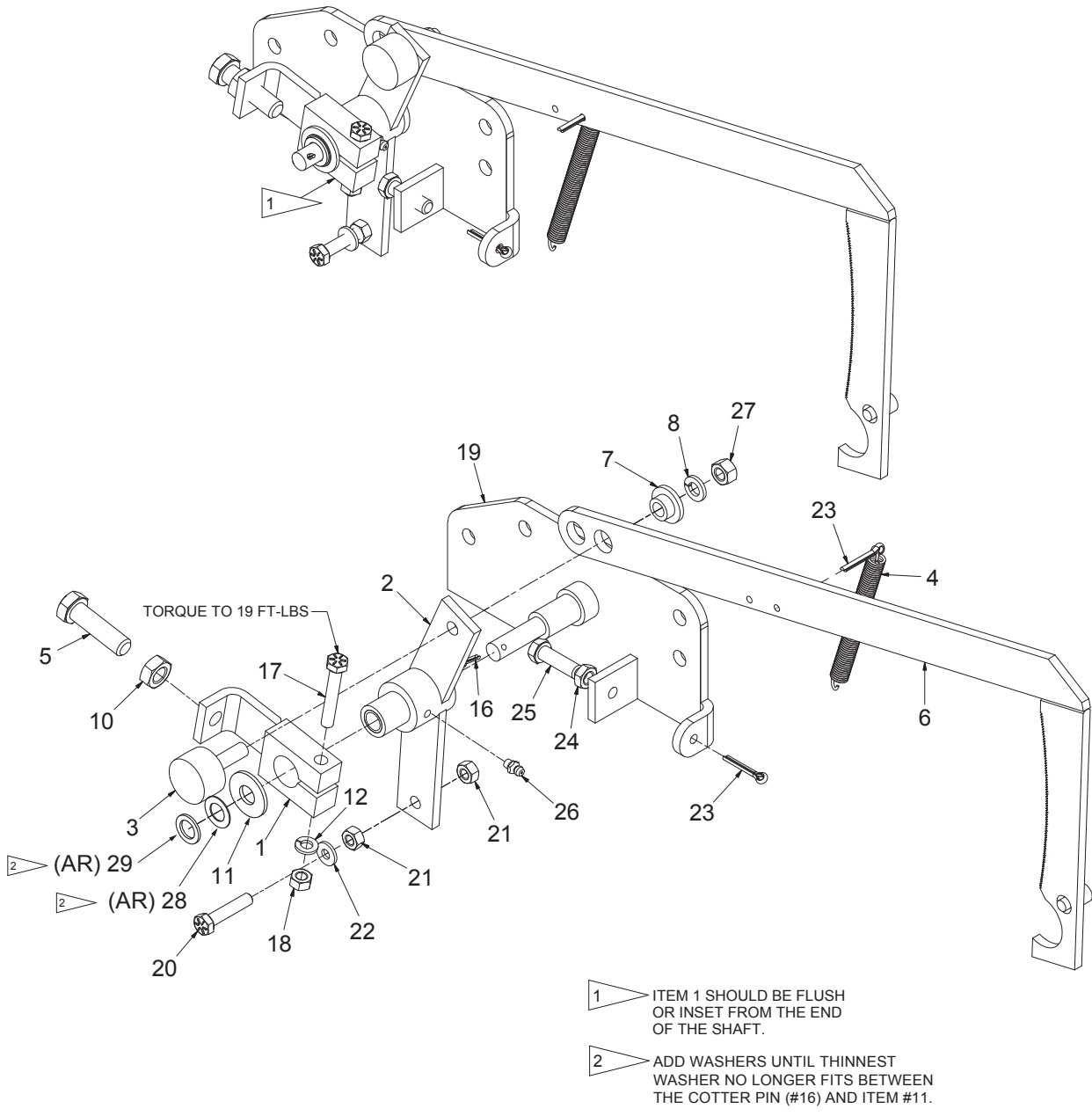


KNOTTER INSTALLATION (385)

(4 OF 4)



KNOTTER TRIP MOUNT ASSEMBLY (385)

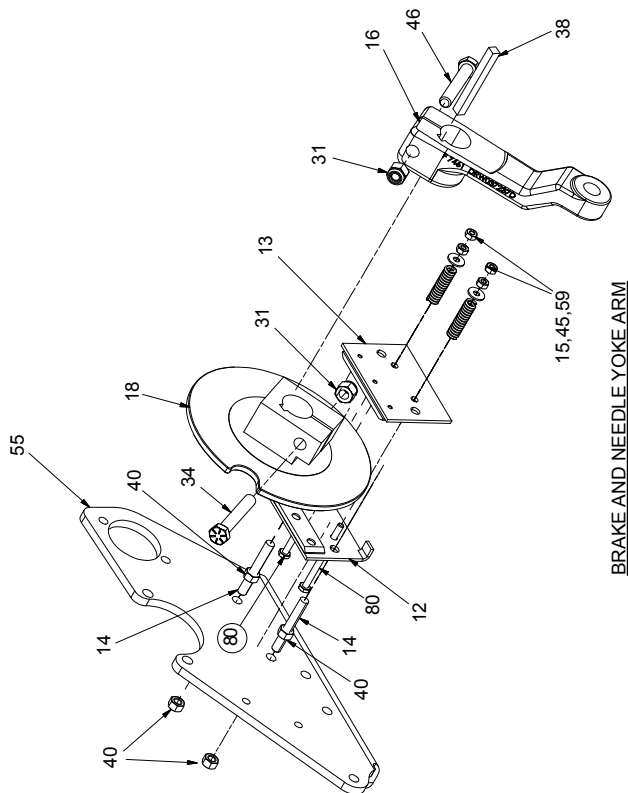
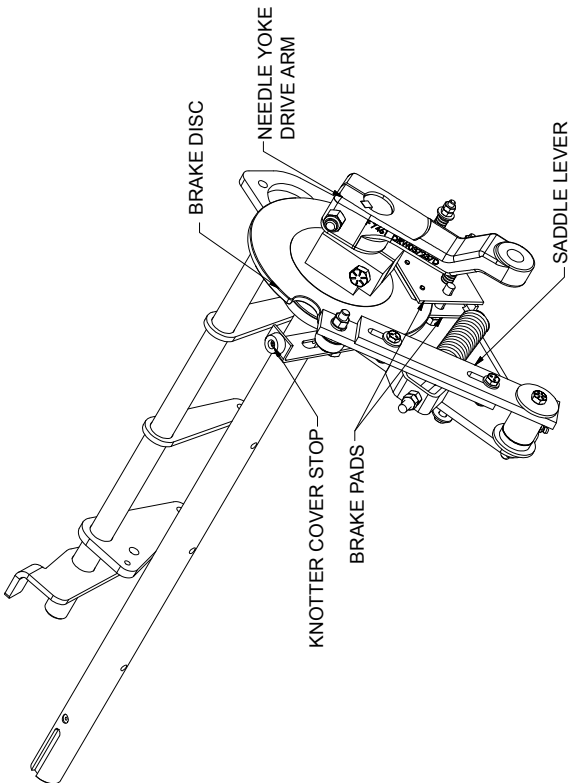
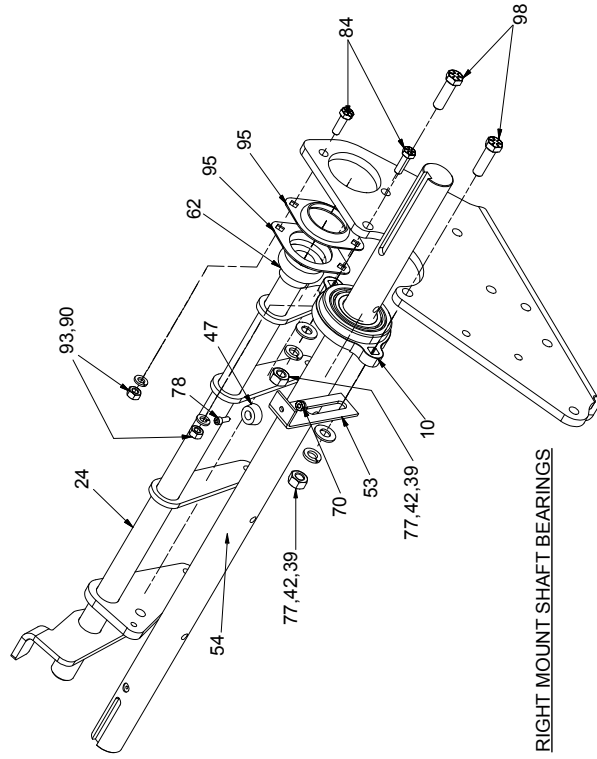
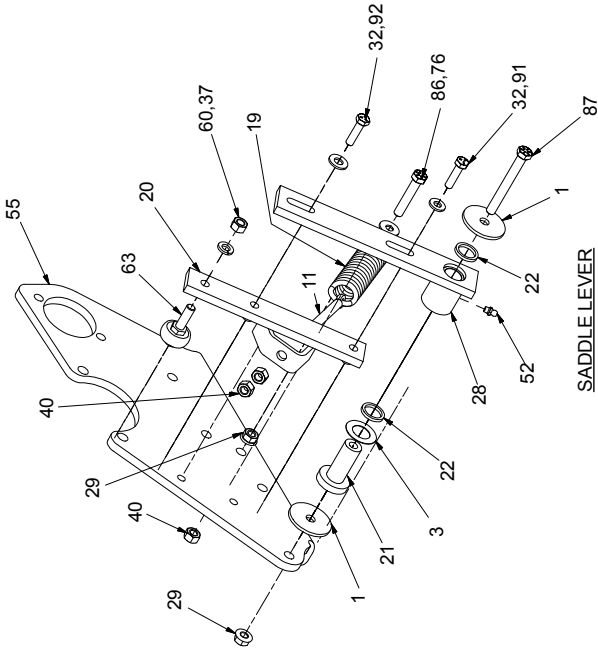


KNOTTER TRIP MOUNT ASSEMBLY (385)

REF NO.	PART NO.	DESCRIPTION	QTY. USED
	SAL0000580	KNOTTER TRIP MOUNTING ASSY	
1	F000001515	. LEVER, CLUTCH STOP	1
2	F000001514	. LEVER, RESET	1
3	BRG0001572	. CAM FOLLOWER	1
4	F000000278	. SPRING, TENSION	1
5	221569W	. CAPSCREW	1
6	KNT0032132	. BAR, TRIP METER	1
7	F000000440	. FERRULE	1
8	234135	. WASHER	1
10	234218	. JAM NUT	1
11	239519	. WASHER	1
12	R13812513	. WASHER	1
16	00103385	. COTTER PIN	1
17	221475W	. CAPSCREW	1
18	R13803725	. NUT	1
19	MNT037346D	. MOUNTING	1
20	R13811016	. CAPSCREW	1
21	R13711512	. NUT	2
22	221763W	. WASHER	1
23	00103409	. COTTER PIN	2
24	221707W	. NUT	1
25	221499W	. CAPSCREW	1
26	11079	. FITTING, LUBE	1
27	221708W	. NUT	1
28	F000008315	.WASHER	AR
29	ZZ00000210	.BUSHING	AR

KNOTTER ASSEMBLY (385) (LAST USED ON ASC-0385-105)

(1 OF 4)



KNOTTER ASSEMBLY (385) (LAST USED ON ASC-0385-105)

(2 OF 4)

REF NO.	PART NO.	DESCRIPTION	QTY. USED	REF NO.	PART NO.	DESCRIPTION	QTY. USED
	SALWGKNT03 KNOTTER SUBASSEMBLY, WELGER			50	00274218	. NUT	2
1	F000000246	. WASHER	2	51	900249	. DISC & BRG ASSEMBLY	1
2	F000000755	. SPROCKET, CLUTCH	1	52	F000004089	. ZERK	1
3	F000000802	. WASHER	1	53	STO0022419	. BAR, STOP	2
4	F000004136	. WASHER	2	54	SHF0035600	. SHAFT, KNOTTER	1
7	F000004135	. INNER RACE	1	55*	903197	. PLATE, RH MOUNTING	1
8	F000004160	. BUSHING	5	56*	903198	. PLATE, LH MOUNTING	1
9	F000004161	. BUSHING	2	57	CAM0033569	. CAM	1
10	F000007063	. BEARING, SHAFT	2	58	LEV0035616	. PLATE, LEVER	1
11	F000007448	. SADDLE LEVER SPRING EYEBOLT	1	59	221703W	. NUT	6
12	F000007449	. BRAKE PLATE , INSIDE W/LINING	1	60	221708W2	. NUT	2
13	F000007450	. BRAKE PLATE, OUTSIDE W/LINING	1	61	18466W	. CAPSCREW	1
14	F000007451	. BRAKE PLATE STUD	2	62*	F000006003	. BEARING & SET COLLAR	2
15	F000007453	. BRAKE PLATE SPRING	2	63	F000001572	. CAM FOLLOWER	2
16	F000007461	. DRIVE ARM, NEEDLE YOKE	1	64	Y17C-0616	. CAPSCREW	2
17	F000007519	. HOUSING ASSEMBLY	1	65	WLG0001064	. BOLT	4
18	F000007528	. BRAKE DISC ASSEMBLY	1	66	WLG0001065	. NUT - WELGER KNOTTER	4
19	F000007559	. SADDLE LEVER SPRING	1	67	WLG0001066	. WASHER	4
20	F000007560	. LEVER	1	68	WLG0001063	. PIN, EXPANDING	4
21	F000007585	. SLEEVE, LEVER	1	69	09416918	. NUT	2
22	F000007587	. SEAL	2	70	223799	. NUT	2
23	F000007904	. KEY	1	71	232939	. NUT	2
24*	903196	. DRIVE SHAFT	1	73	235620	. NUT	1
25	236655	. WASHER	2	76	223428	. WASHER	3
27	HTB0030006	. CAPSCREW	1	77	R13811432	. WASHER	4
28	LEV0025133	. LEVER ASSEMBLY	1	78	234991	. CAPSCREW	2
29	09411507	. NUT	2	79**	-----	. KNOTTER	3
31	223587	. NUT	2	80	234867	. CAPSCREW	2
32	18498W	. CAPSCREW	2	81	F000007977	. WASHER	1
34	R13811082	. CAPSCREW	1	82	R13801783	. CAPSCREW	2
37	234135	. WASHER	2	84	R13811014	. CAPSCREW	2
38	ZZ00000419	. KEY	1	85	R13811016	. CAPSCREW	2
39	R13803713	. NUT	4	86	R13811039	. CAPSCREW	1
40	221707W	. NUT	9	87	221518W	. CAPSCREW	1
41	F000007978	. WASHER	1	88	221532W	. CAPSCREW	1
42	223595	. WASHER	4	89	222677	. WASHER	3
43	F000001517	. TRIP SPRING	2	90	R13812513	. WASHER	4
44	11079	. FITTING	1	91	R13802914	. WASHER	1
45	R13811443	. WASHER	4	92	Y27E-06	. WASHER	1
46	R13801850	. CAPSCREW	1	93	221705W	. NUT	6
47	BMP0004243	. BUMPER, RUBBER	2	94	224119	. NUT	1
49	R13801834	. CAPSCREW	2	95*	F000006004	. FLANGETTE	4
				98	134328W	. CAPSCREW	2

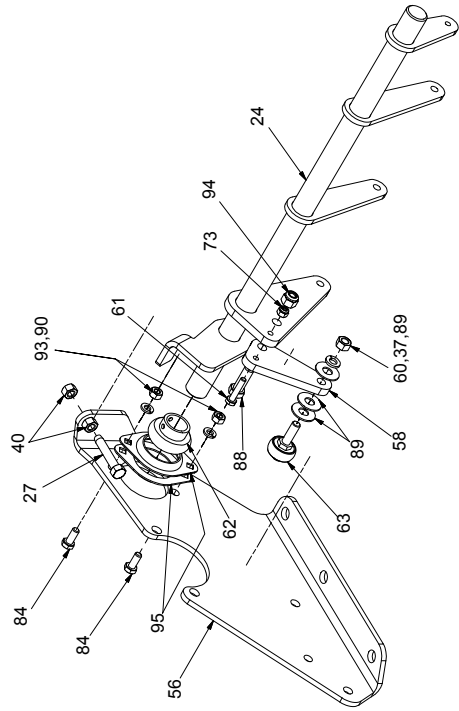
* STARTING WITH ASC-385-096

** See Chart

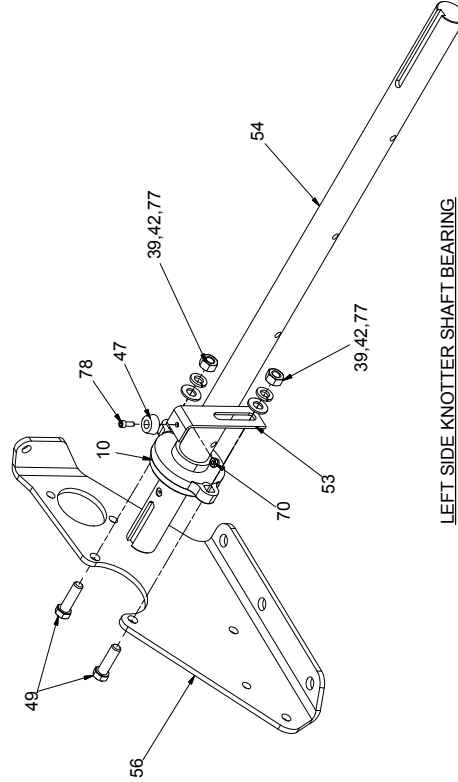
BALER SERIAL #	ITEM 79	ITEM 79 QTY
ASC-385-064 TO -105	902221	3
385H16-106 TO CURRENT	255675	3

KNOTTER ASSEMBLY (385) (LAST USED ON ASC-0385-105)

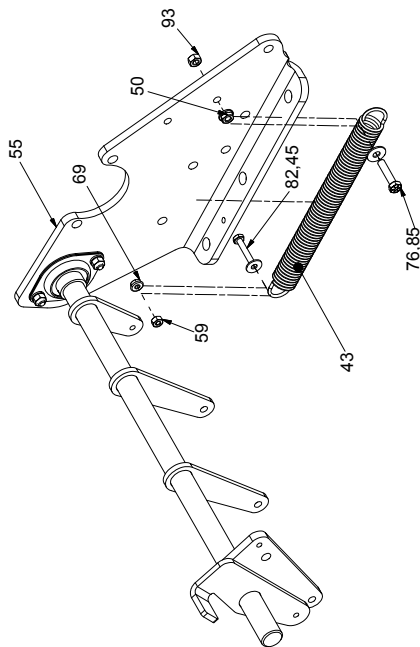
(3 OF 4)



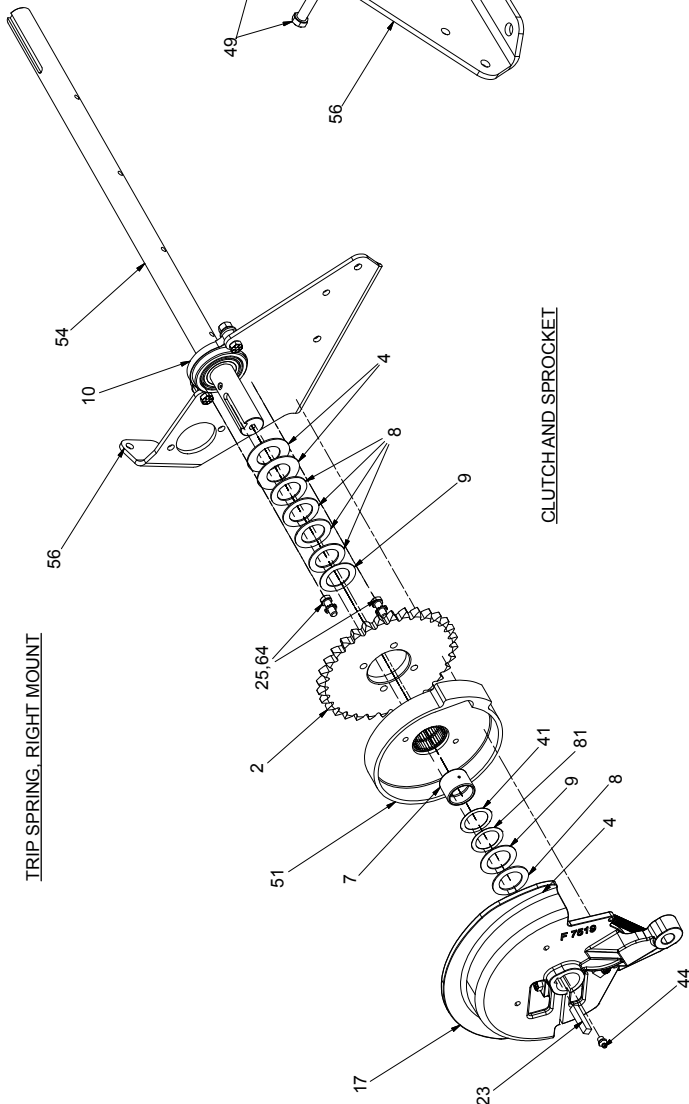
LEFT SIDE TWINE SHAFT



LEFT SIDE KNOTTER SHAFT BEARING



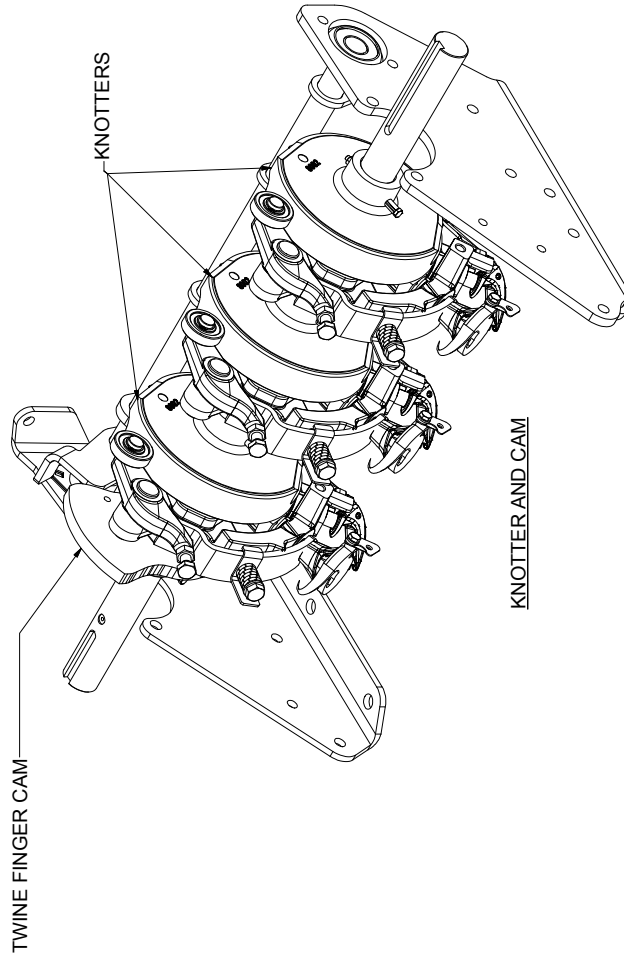
TRIP SPRING- RIGHT MOUNT



CLUTCH AND SPROCKET

KNOTTER ASSEMBLY (385) (LAST USED ON ASC-0385-105)

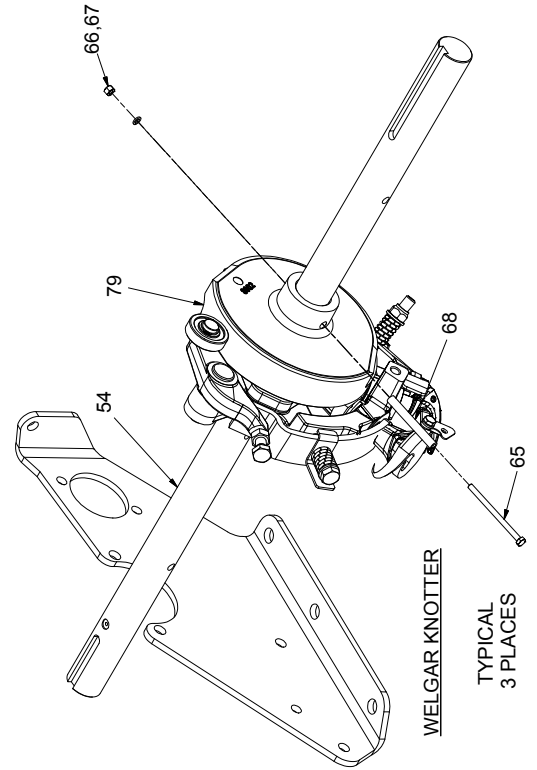
(4 OF 4)



TWINE FINGER CAM

KNOTTERS

KNOTTER AND CAM

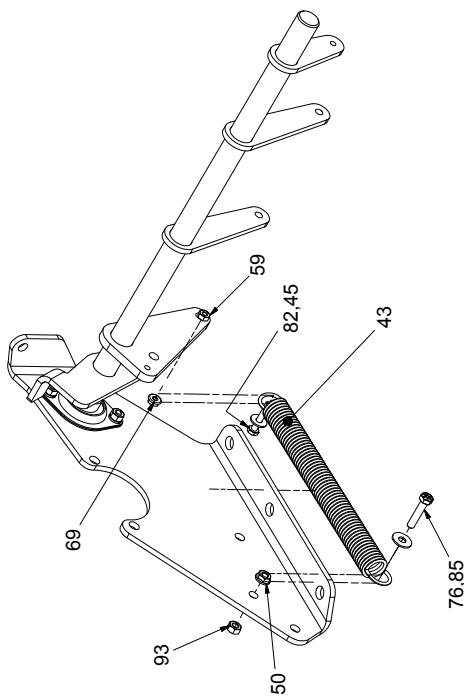


66,67

79

WELGAR KNOTTER

TYPICAL
3 PLACES



LEFT SIDE TRIP SPRING

69

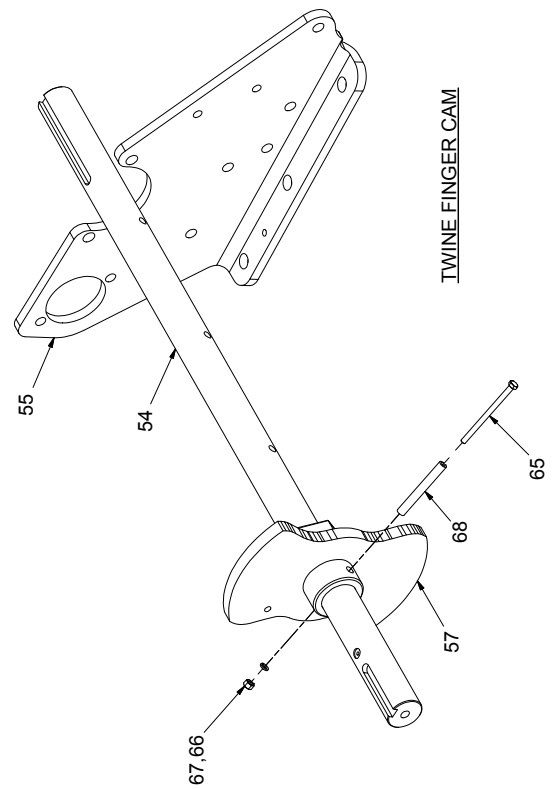
93

50

82,45

43

76,85



TWINE FINGER CAM

55

54

67,66

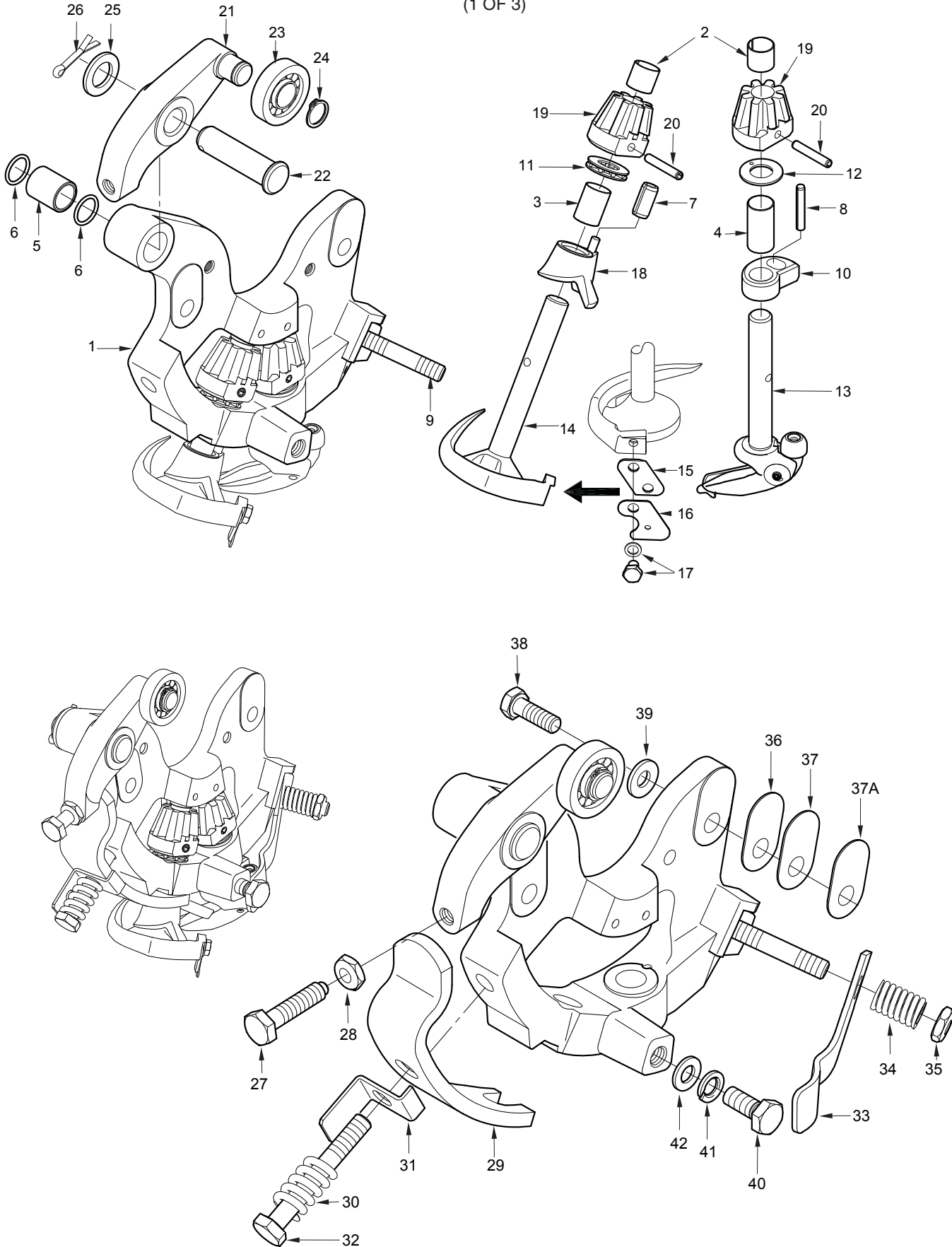
57

68

65

KNOTTER, 902221 (385) (LAST USED ON ASC-0385-105)

(1 OF 3)



KNOTTER, 902221 (385) (LAST USED ON ASC-0385-105)

(2 OF 3)

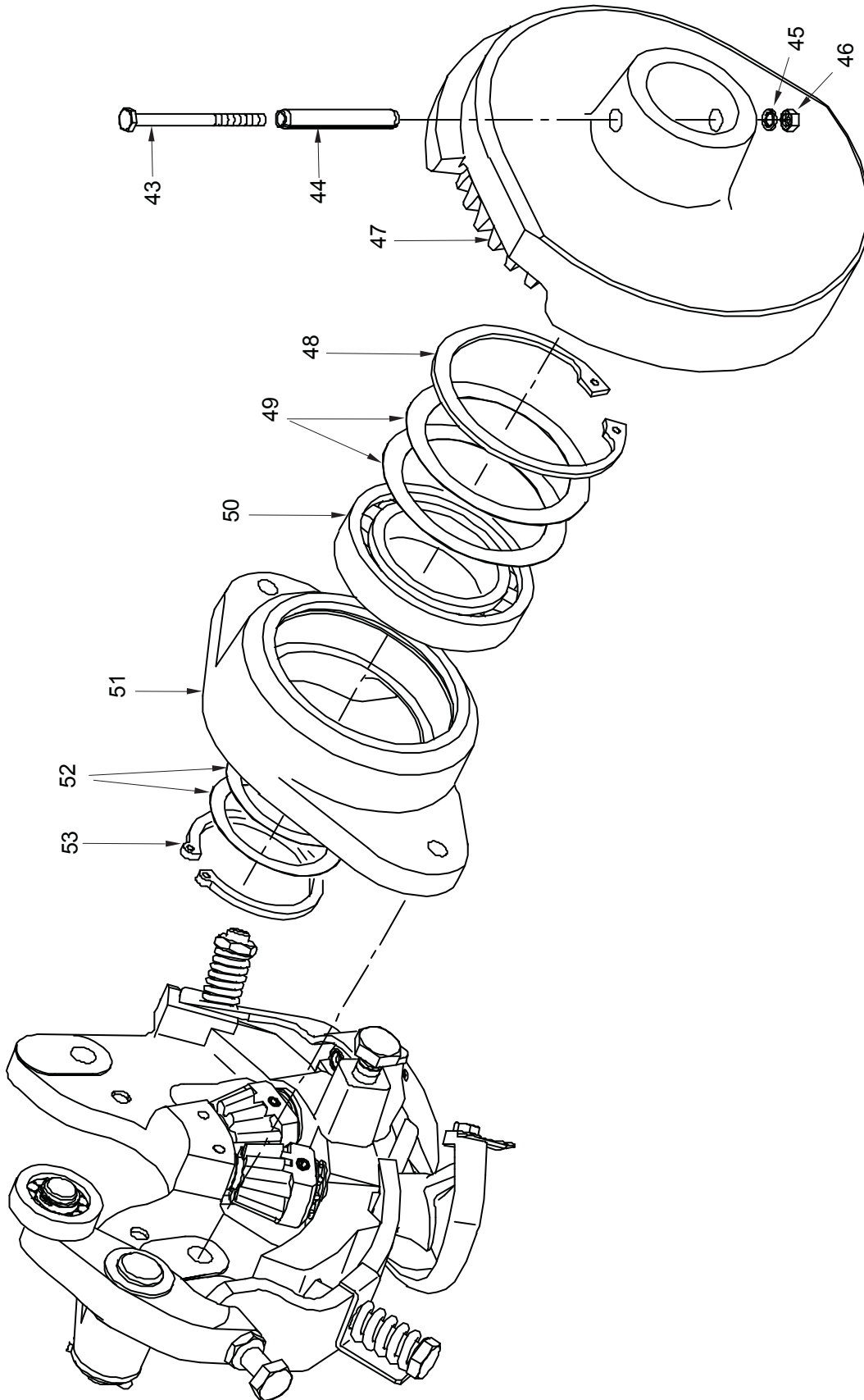
REF NO.	PART NO.	DESCRIPTION	QTY. USED	REF NO.	PART NO.	DESCRIPTION	QTY. USED
	* 902221	KNOTTER COMPLETE		33	WLG0001019	. TRIGGER PRESSURE PLATE	1
1	256830	. KNOTTER FRAME, INCLUDES 2-10	1	34	WLG0001020	. TRIGGER PRESSURE SPRING	1
2	WLG0001011	. . BUSHING, FRAME UPPER	2	35	WLG0001021	. TRIGGER PRESSURE SPRING NUT	1
3	WLG0001012	. . BUSHING, TWINE HOLDER	1	36	WLG0001027	. KNOTTER FRAME SHIM 0.3 MM	1
4	WLG0001013	. . BUSHING, BILLHOOK	1	37	255311	. KNOTTER FRAME SHIM 0.5 MM	1
5	WLG0001014	. . BUSHING, TENSION LEVER	1		255312	. KNOTTER FRAME SHIM 0.2 MM	1
6	WLG0001015	. . O-RING SEAL FOR WLG0001014	2	38	WLG0001025	. KNOT FRAME BOLT 10 X 30 MM	1
7	WLG0001016	. . ROLL PIN, TWINE CLAMP	1	39	WLG0001026	. DISC SPRING 12 MM	1
8	WLG0001017	. . BILL HOOK TRIGGER CAM ROLL PIN	1	40	SCCM010025	. KNOT FRAME MOUNTING BOLT	1
9	WLG0001018	. . BILL HOOK TRIGGER PRS SPG BOLT	1	41	Y01E-M10	. LOCKWASHER	1
10	WLG0001022	. . BILL HOOK TRIGGER CAM	1	42	R1938872	. WASHER	1
11	WLG0001023	. TWINE HOLDER THRUST BEARING	1	43	WLG0001064	. BOLT	1
12	WLG0001024	. BILL HOOK THRUST WASHER	1	44	WLG0001063	. PIN, EXPANDING	1
13**	902755	. BILL HOOK (COMPLETE)	1	45	WLG0001062	. LOCKWASHER	1
14	WLG0001038	. TWINE HOLDER WITH KNIFE	1	46	R13811421	. NUT	1
	255309	. TWINE HOLDER ONLY	1	47	WLG0001001	. MAIN CAM GEAR (W/BRG FLANGE)	1
15	WLG0001039	. TWINE HOLDER KNIFE	1		WLG0001002	. MAIN CAM GEAR	1
16	WLG0001040	. TWINE HOLDER KNIFE COVER	1	48	WLG0001006	. BEARING REAR SNAP RING	1
17	902962	. TWINE HOLDER KNIFE FASTENERS	1	49	255315	. BEARING REAR SHIM 0.1 MM	AR
	AC307924	. WASHER			255316	. BEARING REAR SHIM 0.2 MM	AR
	WLG0001041	. BOLT		50	WLG0001005	. BEARING	1
18	WLG0001042	. TWINE HOLDER CLAMP	1	51	WLG0001004	. BEARING FLANGE	1
19	WLG0001034	. PINION	2	52	WLG0001008	. BEARING SHIM 0.2 MM	AR
20	254811	. ROLL PIN, PINION	2		WLG0001009	. BEARING SHIM 0.3 MM	AR
21	WLG0001046	. LEAF SPRG TENSION LEV (COMPL)	1		255314	. BEARING SHIM 1.0 MM	AR
	WLG0001047	. TENSION LEVER (WITH PIN ONLY)			255313	. BEARING SHIM 0.1 MM	AR
	WLG0001048	. TENSION LEVER		53	WLG0001006	. BEARING SNAP RING	1
22	WLG0001049	. TENSION LEVER PIN	1				
23	WLG0001050	. TENSION LEVER ROLLER	1				
24	WLG0001051	. SNAP RING	1				
25	WLG0001054	. WASHER	1				
26	WLG0001055	. COTTER PIN	1				
27	WLG0001052	. BALE FORM TWN HLDR CLAMP BOLT	1				
28	WLG0001053	. LOCK NUT FOR WLG0001052	1				
29	WLG0001056	. CLAMP, TWINE HOLDER	1				
30	WLG0001057	. TYING PRESSURE SPRING	1				
31	WLG0001058	. TYING BOLT ADJUSTMENT BRACKET	1				
32	WLG0001059	. TYING PRESSURE BOLT	1				

AR - AS REQUIRED

*** 902221 LAST USED ON ASC-0385-105**

** 902755 FIRST USED ON ASC-0385-082

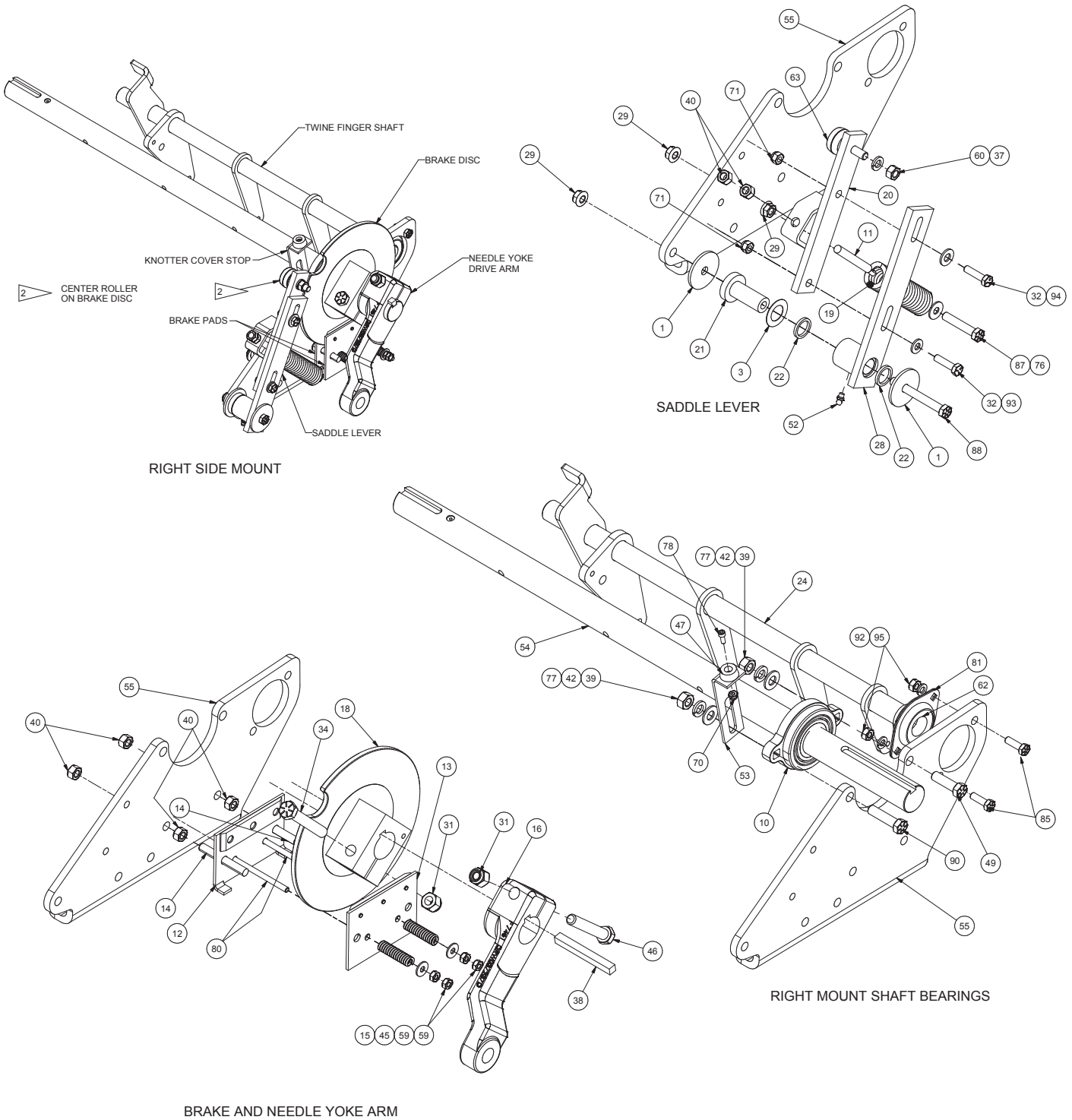
90221 KNOTTER (385) (LAST USED ON ASC-0385-105) (3 OF 3)



INTENTIONALLY LEFT BLANK

KNOTTER ASSEMBLY (385) (FIRST USED ON 385H16-106)

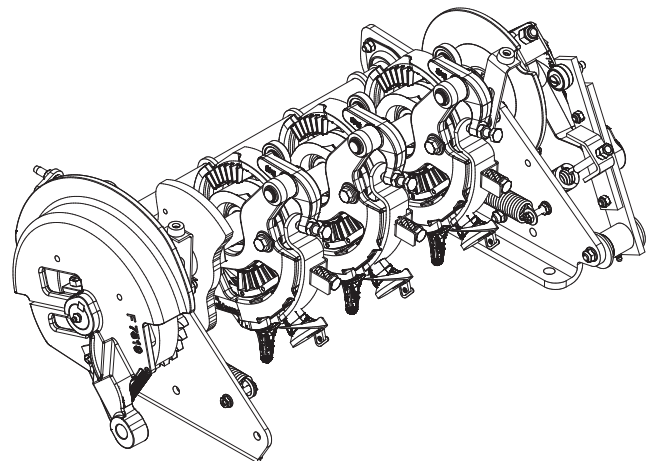
(1 OF 5)



KNOTTER ASSEMBLY (385) (FIRST USED ON 385H16-106)

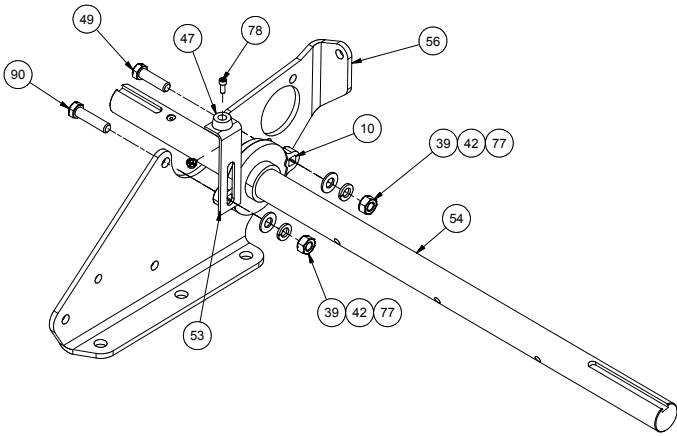
(2 OF 5)

REF NO.	PART NO.	DESCRIPTION	QTY. USED	REF NO.	PART NO.	DESCRIPTION	QTY. USED
	903301	KNOTTER SUB-ASSEMBLY, RASSPE		59	221703W	. HEX NUT	4
1	F000000246	. WASHER	2	60	221708W	. HEX NUT	6
2	F000000755	. SPROCKET, CLUTCH	1	61	18466W	. CAPSCREW	1
3	F000000802	. FEED ARM WASHER	1	62	F000006003	. BEARING	2
4	F000004136	. WASHER	3	63	F000001572	. FOLLOWER, CAM	2
7	F000004135	. RACE, INNER	1	65	WLG0001064	. HEX BOLT	4
8	F000004160	. MACH BUSHING	5	66	WLG0001065	. HEX NUT	4
9	F000004161	. MACH BUSHING	2	67	R13812482	. LOCKWASHER	4
10	F000007063	. BEARING	2	68	WLG0001063	. PIN, EXPANDING	4
11	F000007448	. SADDLE LEVER SPRING EYEBOLT	1	69	09416918	. NUT, SERRATED	4
12	F000007449	. BRAKE PLATE ASSEMBLY, INSIDE	1	70	223799	. NUT, ESNA	2
13	F000007450	. OUTSIDE BRAKE PLATE W/LINING	1	71	232939	. NUT, ESNA	2
14	F000007451	. BRAKE PLATE STUD	2	73	235620	. NUT, ESNA	1
15	F000007453	. BRAKE PLATE SPRING	2	76	223428	. FLAT WASHER	4
16	F000007461	. DRIVE ARM, NEEDLE YOKE	1	77	R13811432	. HARD WASHER	4
17*	F000007519	. CLUTCH HOUSING ASSEMBLY	1	78	234991	. CAPSCREW	2
18	F000007528	. BRAKE DISC ASSEMBLY	1	79**	255675	. KNOTTER, TAILLESS	3
19	F000007559	. SADDLE LEVER SPRING	1	80	234867	. CAPSCREW	2
20	F000007560	. LEVER	1	81	F000006004	. FLANGETTE	4
21	F000007585	. SLEEVE, LEVER	1	82	F000007977	. SPACER WASHER	1
22	F000007587	. SEAL	2	83	R13801783	. CAPSCREW	2
23	F000007904	. KEY	1	85	R13811014	. CAPSCREW	4
24	903196	. DRIVE SHAFT	1	86	R13811017	. CAPSCREW	2
25	WES0000375	. EXTERNAL STAR WASHER	2	87	R13811039	. CAPSCREW	1
27	HTB0030006	. CAPSCREW	1	88	221518W	. CAPSCREW	1
28	LEV0025133	. LEVER ASSEMBLY	1	89	221532W	. CAPSCREW	1
	F000007586	. BUSHING	1	90	R13801834	. CAPSCREW	3
29	09411507	. NUT, SERRATED	3	91	222677	. FLAT WASHER	2
30	R13811016	. CAPSCREW	2	92	R13812513	. LOCKWASHER	4
31	223587	. NUT, ESNA	2	93	R13802914	. HARD WASHER	1
32	18498W	. CAPSCREW	2	94	Y27E-06	. WASHER	1
34	R13811082	. CAPSCREW	1	95	221705W	. HEX NUT	6
37	234135	. LOCKWASHER	2	96	224119	. NUT, ESNA	1
38	ZZ00000419	. KEY	1	97	904745	. INSTRUCTIONS	1
39	R13803713	. HEX NUT	4				
40	221707W	. HEX NUT	8				
41	F000007978	. SPACER WASHER	1				
42	223595	. LOCKWASHER	4				
43	F000001517	. SPRING, TRIP	2				
44	11079	. FITTING, LUBE	1				
45	R13811443	. FLAT WASHER	4				
46	R13801850	. CAPSCREW	1				
47	BMP0004243	. BUMPER, RUBBER	2				
48	16805W	. CAPSCREW	2				
49	134328W	. CAPSCREW	2				
50	00274218	. NUT, SERRATED	4				
51	900249	. DISC & BRG ASSEMBLY	1				
52	F000004089	. ZERK	1				
53	STO0022419	. BAR, STOP	2				
54	SHF0035600	. SHAFT, KNOTTER	1				
55	903197	. PLATE, RH MOUNTING	1				
56	903198	. PLATE, LH MOUNTING	1				
57	CAM0033569	. CAM	1				
58	LEV0035616	. PLATE, LEVER	1				

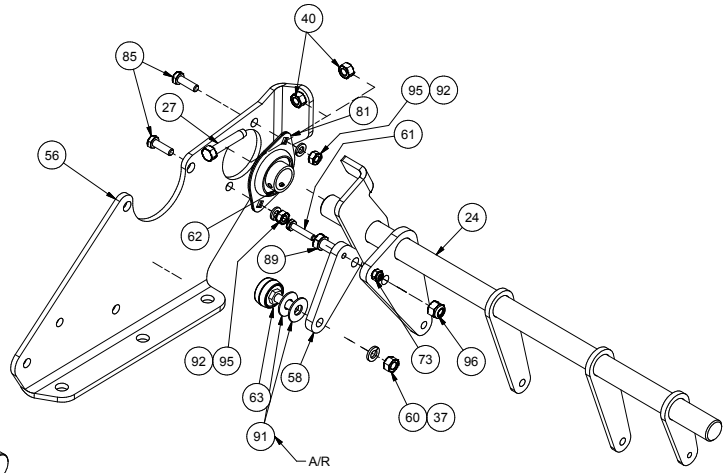


KNOTTER ASSEMBLY (385) (FIRST USED ON 385H16-106)

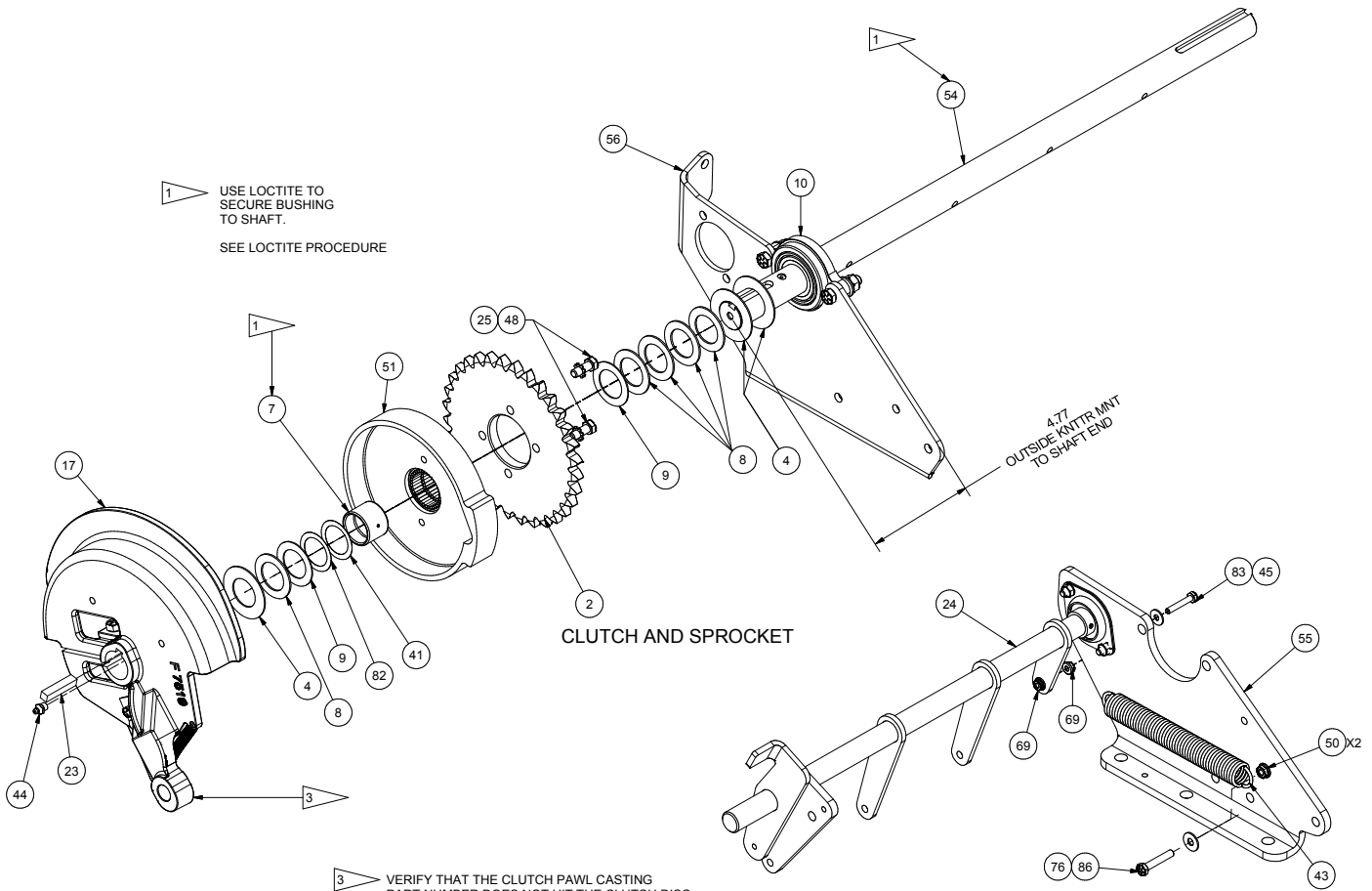
(3 OF 5)



LEFT SIDE KNOTTER SHAFT BEARING



LEFT SIDE TWINE SHAFT

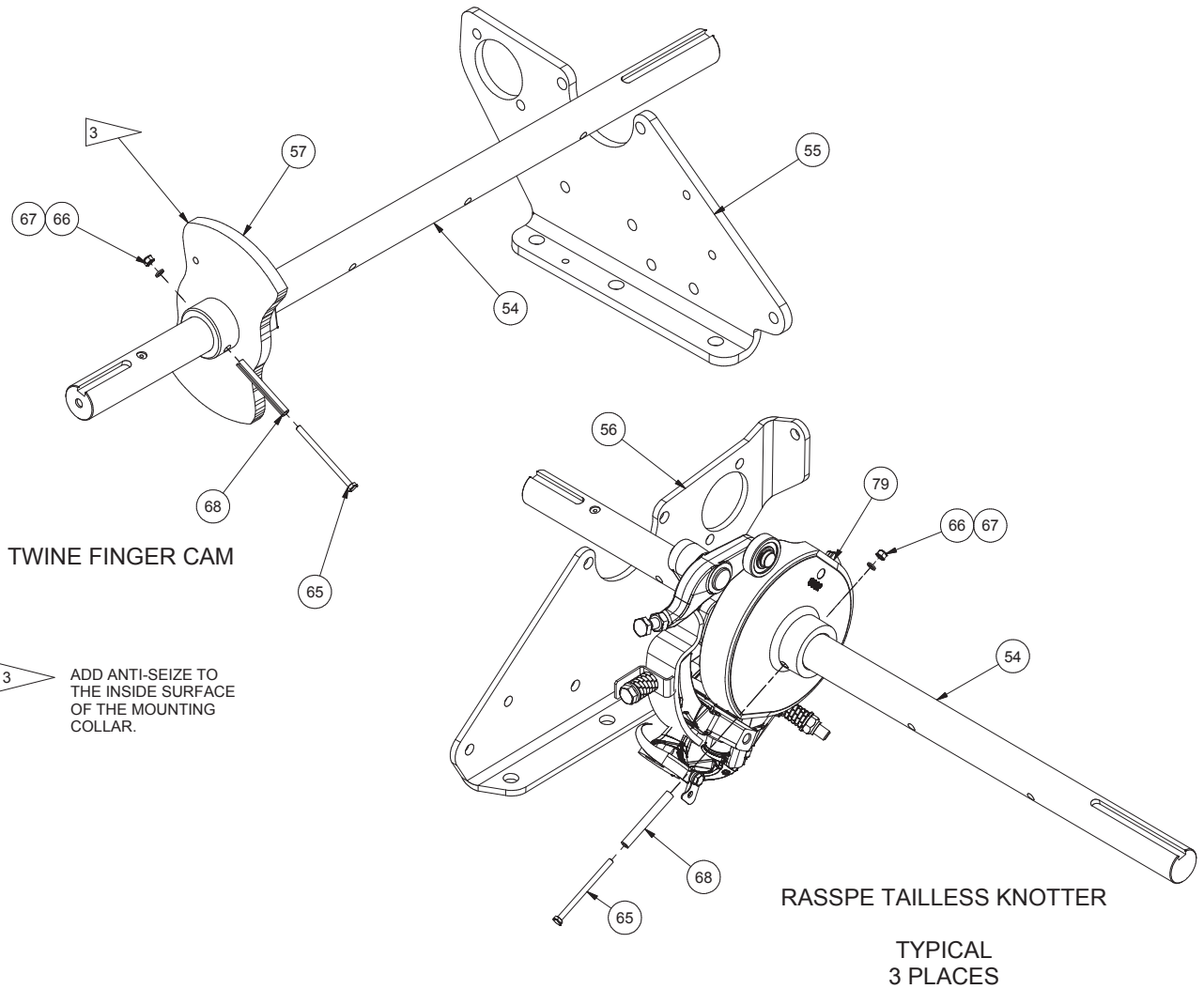
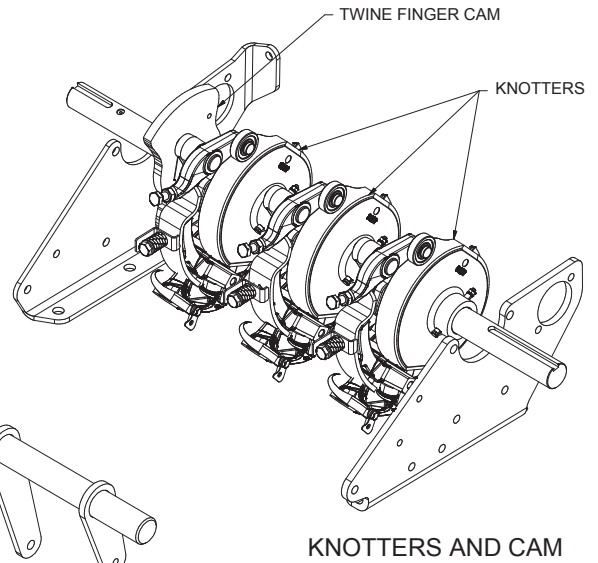
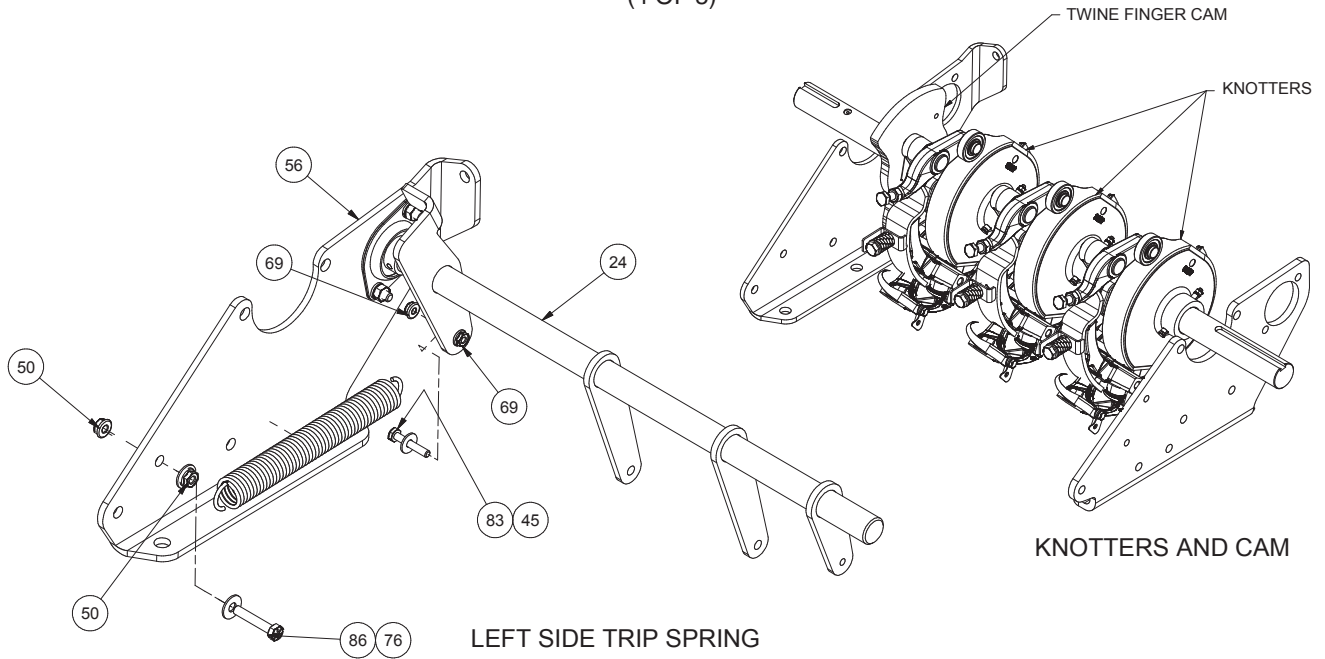


CLUTCH AND SPROCKET

TRIP SPING, RIGHT MOUNT

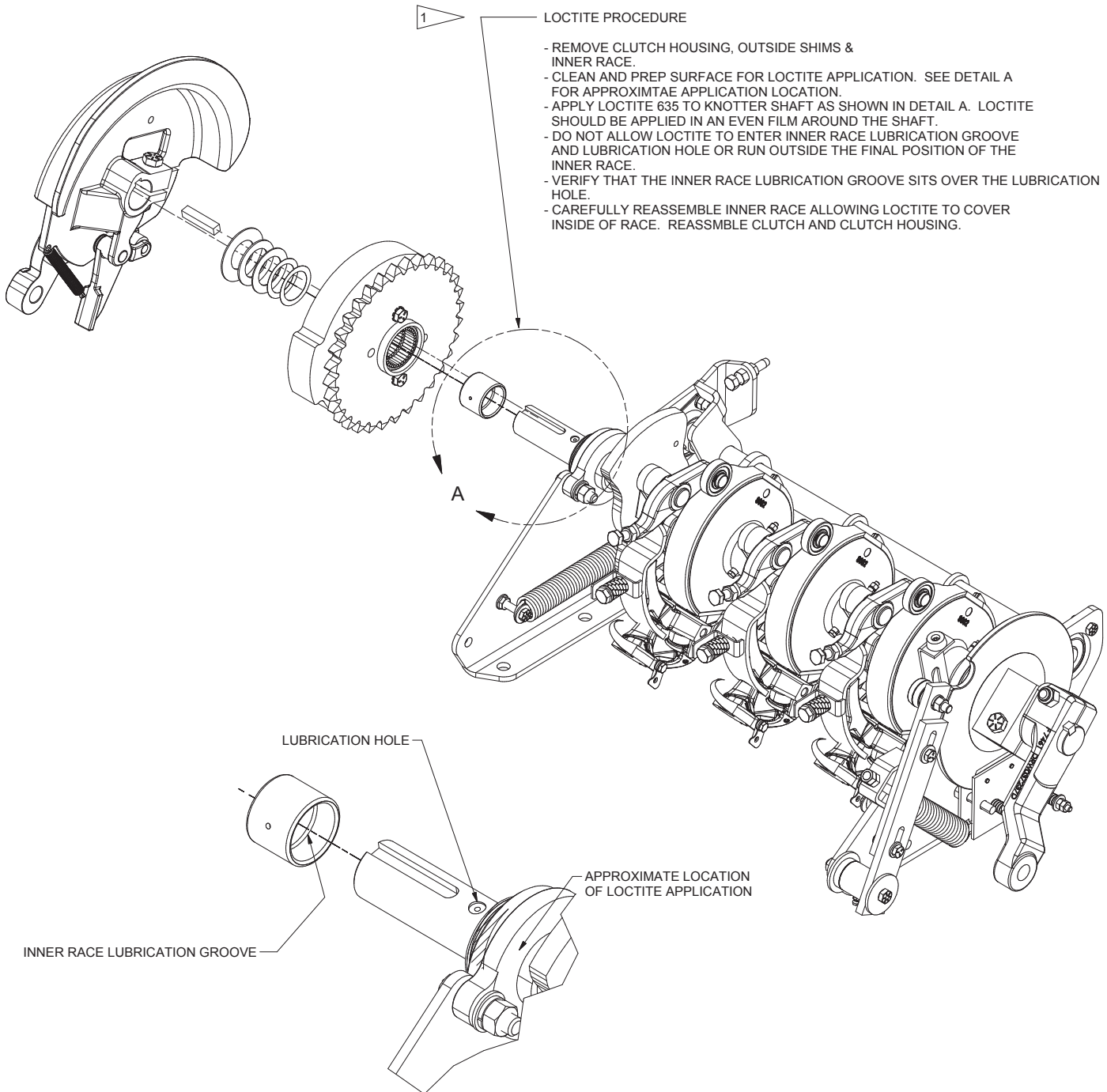
KNOTTER ASSEMBLY (385) (FIRST USED ON 385H16-106)

(4 OF 5)



KNOTTER ASSEMBLY (385) (FIRST USED ON 385H16-106)

(5 OF 5)



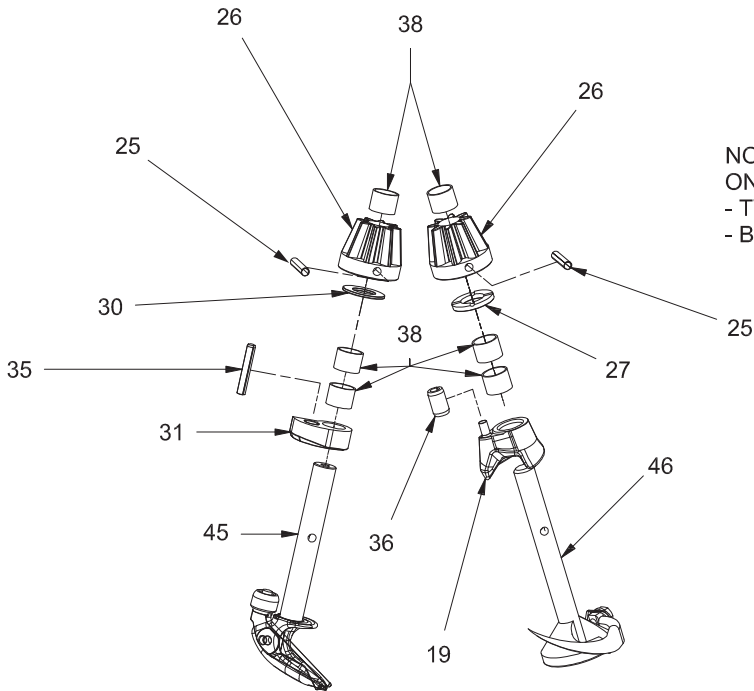
DETAIL A
SOME ITEMS NOT SHOWN FOR CLARITY

INTENTIONALLY LEFT BLANK

KNOTTER, 255675 (385) RASSPE (FIRST USED ON S/N 385H16-106)

(1 OF 3)

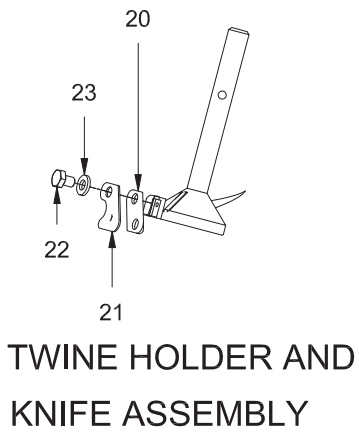
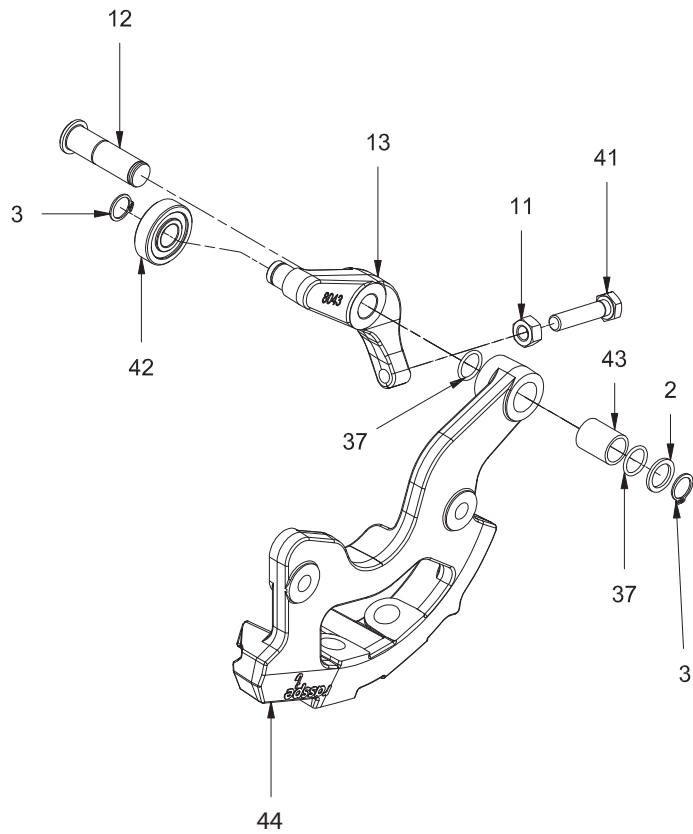
SHAFTS AND COMPONENTS



NOTE ORIENTATION OF THRUST WASHERS
ON TWINE HOLDER AND BILL HOOK

- TWINE HOLDER: GROOVES TOWARDS PINION GEAR
- BILL HOOK: LUBRICATING MATERIAL TOWARDS PINION GEAR

TENSION LEVER ASSEMBLY



TWINE HOLDER AND
KNIFE ASSEMBLY

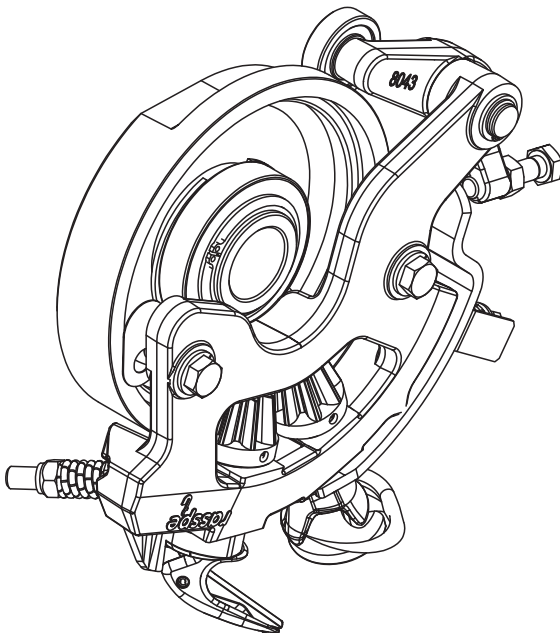
KNOTTER, 255675 (385) RASSPE (FIRST USED ON S/N 385H16-106)

(SEE PAGE 204 FOR S/N ASC-0385-105 AND OLDER)

(2 OF 3)

REF NO.	PART NO.	DESCRIPTION	QTY. USED	REF NO.	PART NO.	DESCRIPTION	QTY. USED
*a	255675	KNOTTER COMPLETE		21	255860	. TWINE HOLDER KNIFE COVER	1
1	255311	. FRAME SHIM	2	22	255862	. TWINE HOLDER KNIFE BOLT	1
2	255822	. WASHER	1	23	296417W	. WASHER, HARD	1
3	255841	. TENSION LEVER SNAP RING	2	25	254811	. PINION GEAR PIN	2
4	255823	. KNOTTER FRAME BOLT	2	26	255849	. PINION GEAR	2
5	255838	. SHIM	1	27	255848	. TWINE HOLDER THRUST WASHER	1
6	255839	. SNAP RING	1	30	255850	. BILL HOOK THRUST WASHER	1
7	255836	. BEARING REAR SNAP RING	1	31	255845	. BILL HOOK TRIGGER CAM	1
8	255835	. BEARING	1	32	255846	. TRIGGER PRESSURE SPRING	1
9	255834	. BEARING FLANGE	1	33	255858	. TRIGGER PRESSURE PLATE	1
10	255837	. MAIN CAM GEAR	1	34	255852	. BILL HOOK TRIGGER PRES SPR BOLT	1
11	282655W	. NUT	1	35	255853	. BILL HOOK TRIGGER CAM LOC PIN	1
12	255843	. TENSION LEVER PIN	1	36	255854	. TWINE CLAMP LOCATING PIN	1
13	255844	. TENSION LEVER	1	37	255826	. TENSION LEVER O-RING	2
14	255859	. TYING PRESSURE BOLT	1	38*bc	255856	. FRAME BUSHING	6
15	296420W	. WASHER, HARD	1	40	255825	. SPLIT RING WASHER	2
16	255851	. TYING PRESSURE SPRING	1	41	255828	. BALE FORMING BOLT	1
17	255829	. TYING BOLT ADJUSTMENT BRACKET	1	42	255842	. TENSION LEVER ROLLER	1
18	255840	. TYING HOLDER CLAMP LEAF SPRING	1	43	255855	. FRAME BUSHING, TENSION LEVER	1
19	255847	. TWINE HOLDER CLAMP	1	44	255857	. KNOTTER FRAME, W/BUSHING	1
20	255861	. TWINE HOLDER KNIFE	1	45*b	255866	. BILL COMPLETE	1
				46*c	255863	. TWINE HOLDER COMPLETE	1
				47	255824	. BILL HOOK TRIGGER PRES SPR NUT	1

*a **FIRST USED ON: 385H16-106**

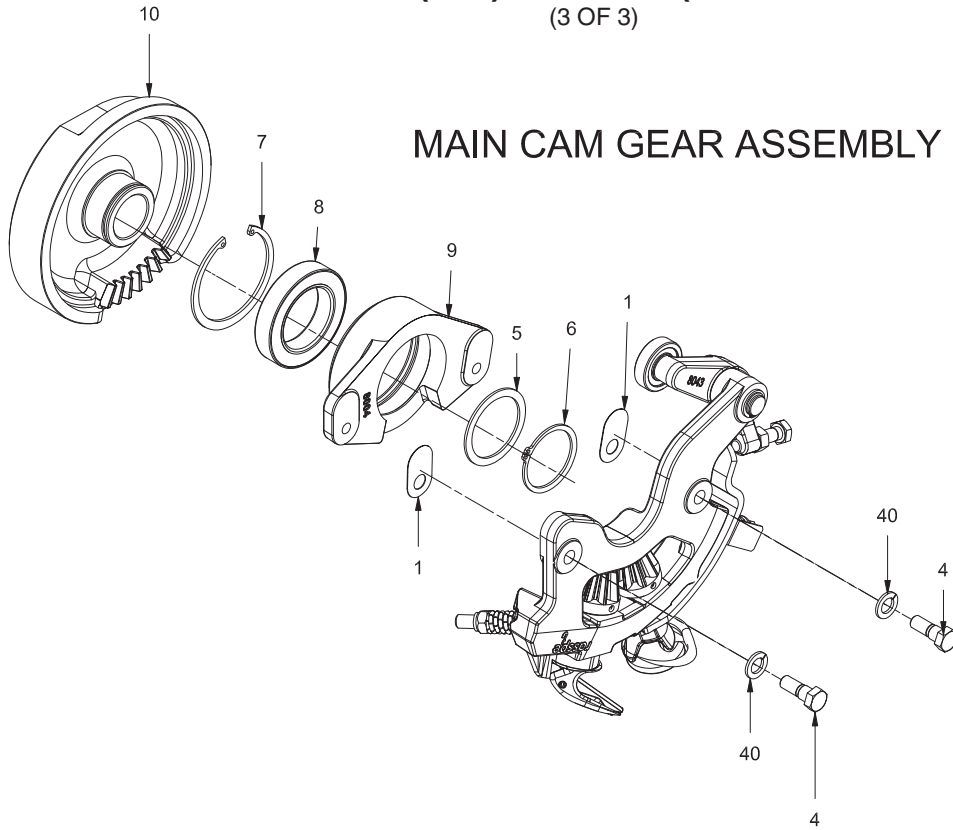


*b INCLUDED IN KIT 904776 (ITEM 45 QTY 1, ITEM 38 QTY 3)

*c INCLUDED IN KIT 904777 (ITEM 46 QTY 1, ITEM 38 QTY 3)

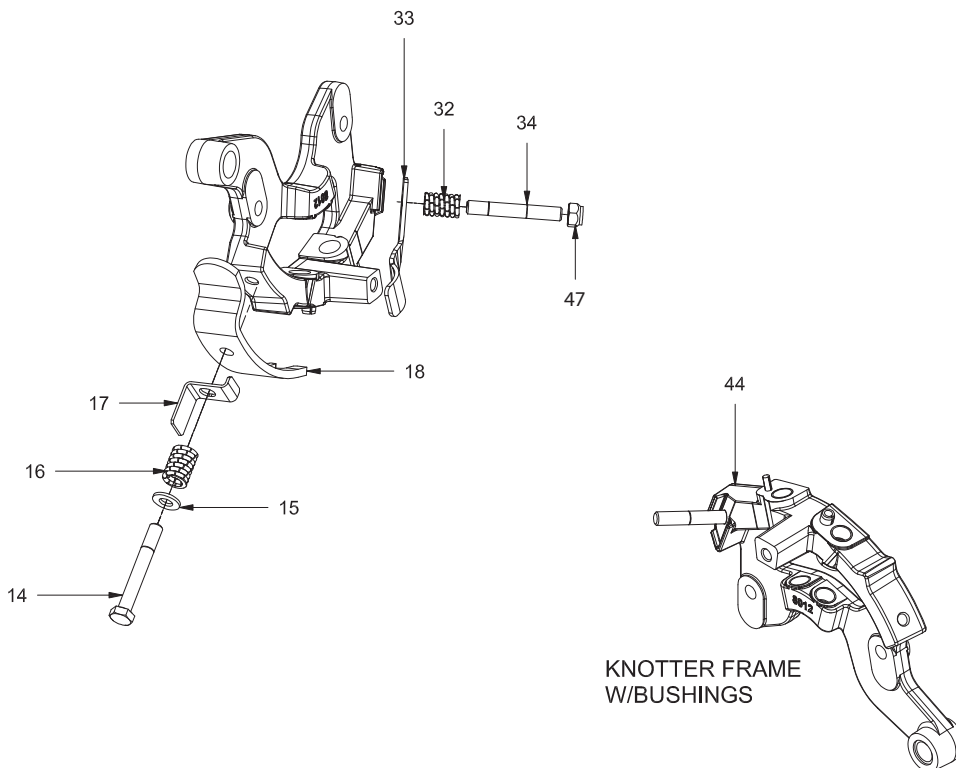
255675 TAILLESS KNOTTER (385) RASSPE (FIRST USED ON S/N 385H16-106)

(3 OF 3)



MAIN CAM GEAR ASSEMBLY

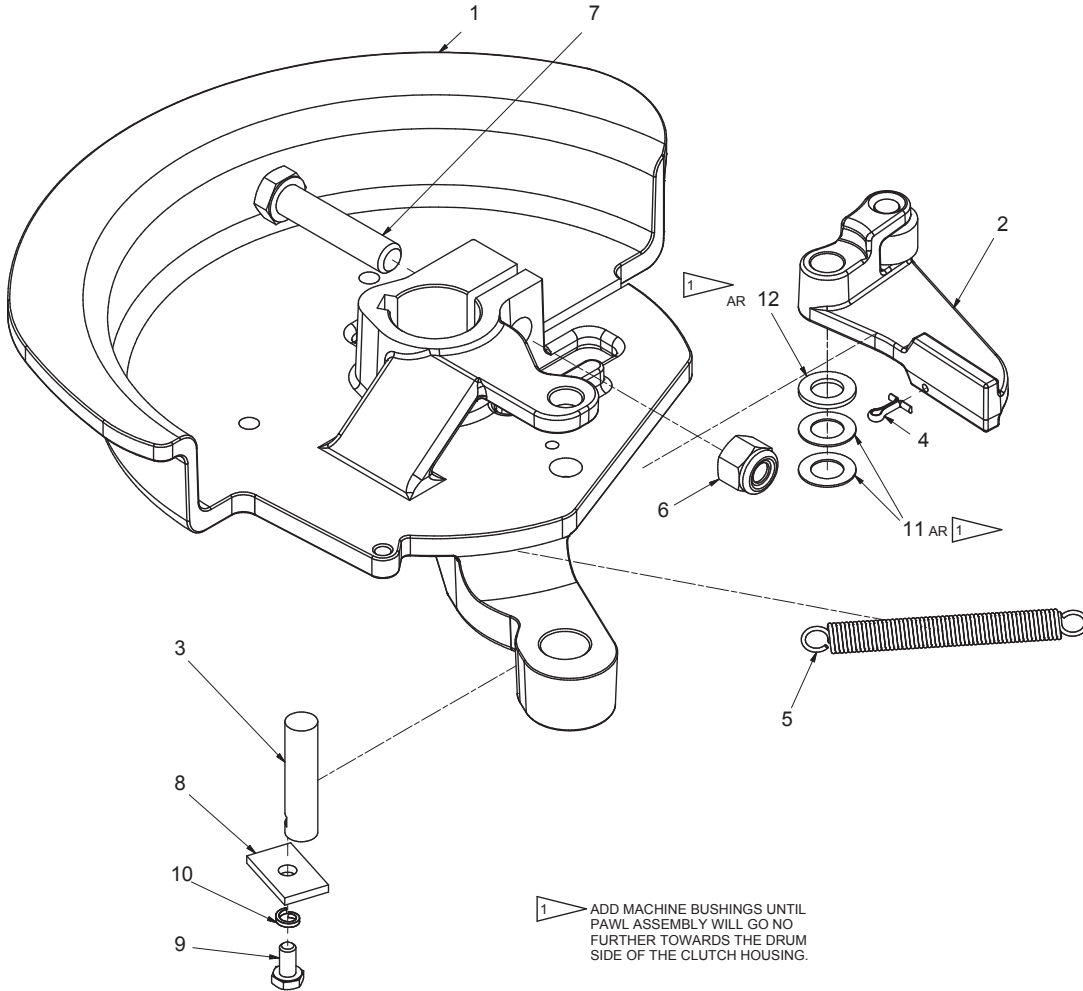
FRAME BOLTS AND SPRINGS



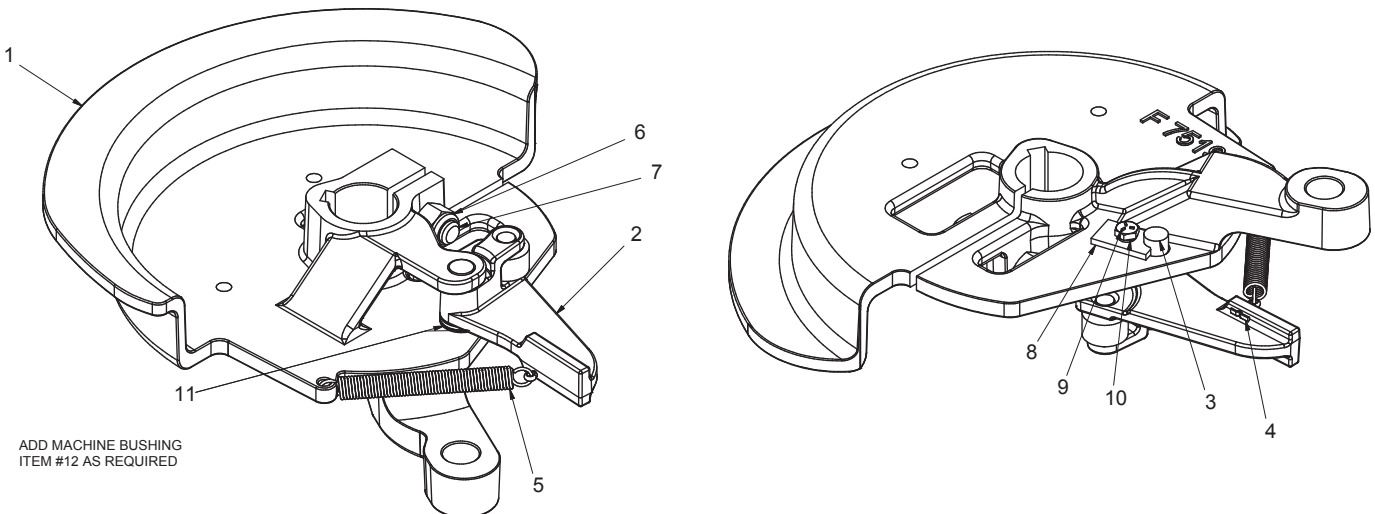
KNOTTER FRAME W/BUSHINGS

INTENTIONALLY LEFT BLANK

KNOTTER CLUTCH



1 ADD MACHINE BUSHINGS UNTIL PAWL ASSEMBLY WILL GO NO FURTHER TOWARDS THE DRUM SIDE OF THE CLUTCH HOUSING.

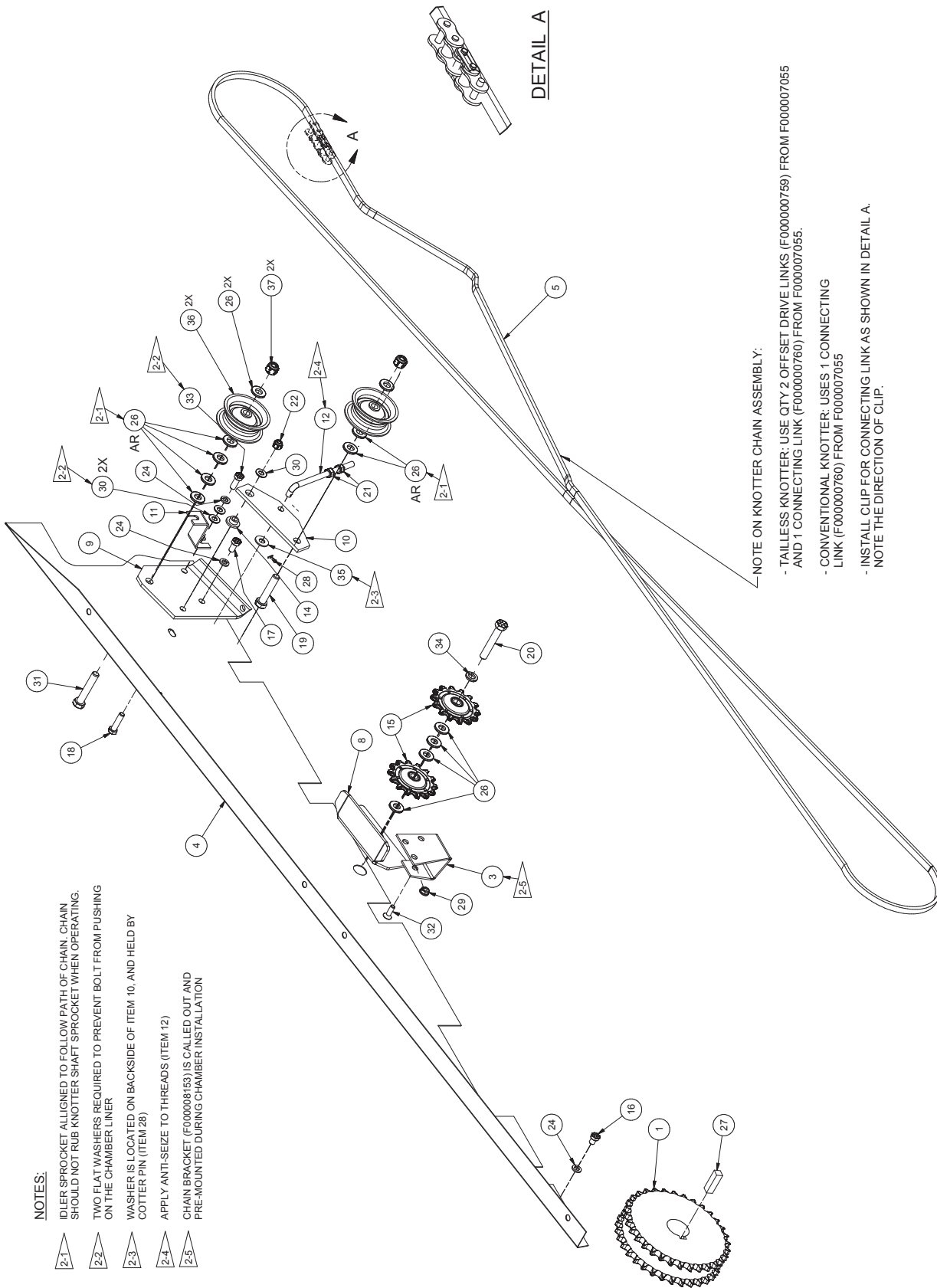


11 ADD MACHINE BUSHING ITEM #12 AS REQUIRED

KNOTTER CLUTCH

REF NO.	PART NO.	DESCRIPTION	QTY. USED
	F000007519 HOUSING ASSEMBLY		
1	CLH035959D	. HOUSING, KNOTTER CLUTCH	1
2	CLH0020799	. PAWL ASSY, KNOTTER CLUTCH	1
3	PIN0020739	. PIN	1
4	00103384	. COTTER PIN	1
5	F000004115	. SPRING, EXT	1
6	223587	. NUT, ESNA	1
7	221574W	. CAPSCREW	1
8	KPR0020740	. PLATE,KEEPER	1
9	133469W	. CAPSCREW	1
10	18425W	. HCE-556 WASHER 1/4	1
11	F000008315	. WASHER	2
12	ZZ00000210	. MACH BUSH	AR

KNOTTER DRIVE INSTALLATION



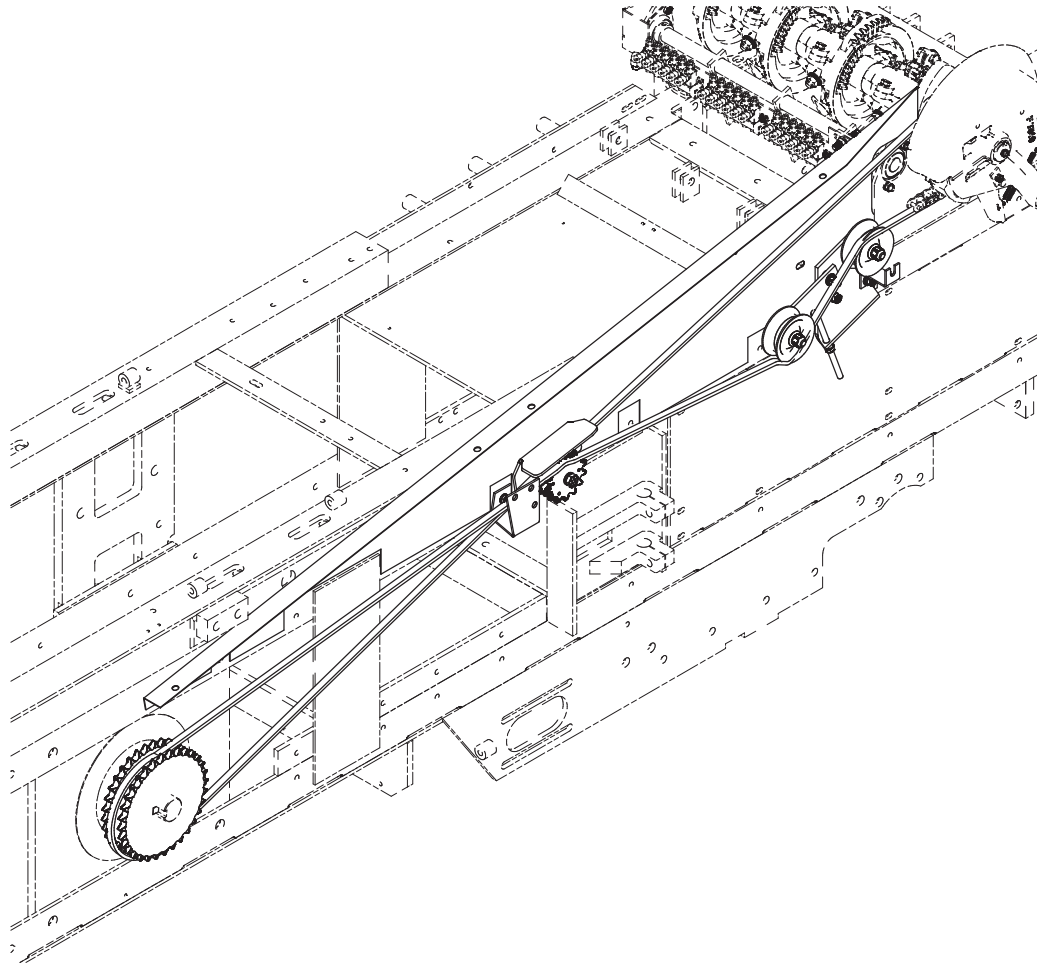
NOTES:

- 2-1 IDLER SPROCKET ALIGNED TO FOLLOW PATH OF CHAIN. CHAIN SHOULD NOT RUB KNOTTER SHAFT SPROCKET WHEN OPERATING.
- 2-2 TWO FLAT WASHERS REQUIRED TO PREVENT BOLT FROM PUSHING ON THE CHAMBER LINER
- 2-3 WASHER IS LOCATED ON BACKSIDE OF ITEM 10, AND HELD BY COTTER PIN (ITEM 28)
- 2-4 APPLY ANTI-SEIZE TO THREADS (ITEM 12)
- 2-5 CHAIN BRACKET (F000008153) IS CALLED OUT AND PRE-MOUNTED DURING CHAMBER INSTALLATION

NOTE ON KNOTTER CHAIN ASSEMBLY:

- TAILLESS KNOTTER: USE QTY 2 OFFSET DRIVE LINKS (F000000759) FROM F0000007055 AND 1 CONNECTING LINK (F000000760) FROM F0000007055.
- CONVENTIONAL KNOTTER: USES 1 CONNECTING LINK (F000000760) FROM F0000007055
- INSTALL CLIP FOR CONNECTING LINK AS SHOWN IN DETAIL A. NOTE THE DIRECTION OF CLIP.

KNOTTER DRIVE INSTALLATION

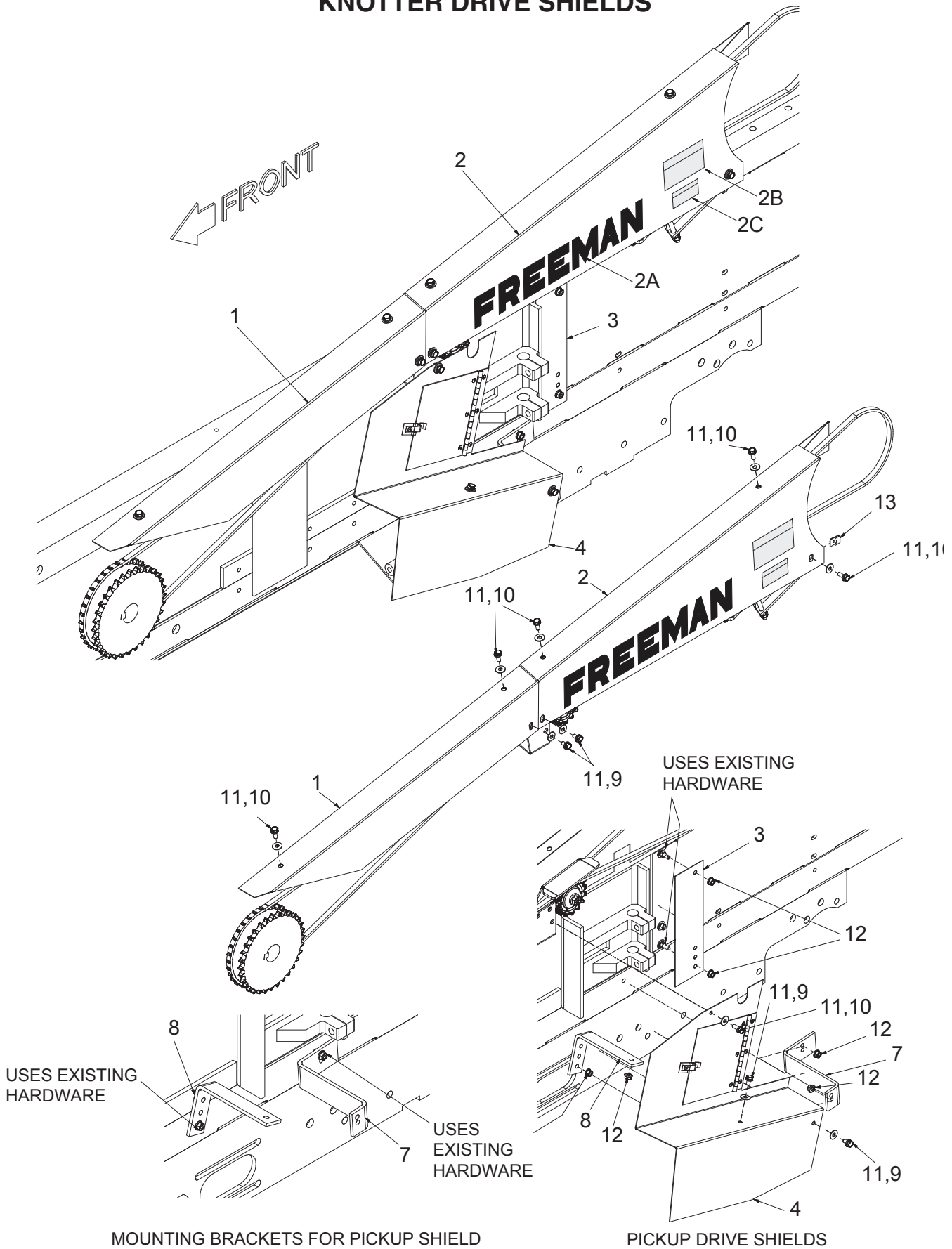


Item	Part No.	Qty	Description	Item	Part No.	Qty	Description
902105 Knotter Drive Installation							
1	253836	1	. Sprocket	23	223587	2	. Nut, Esna
3	-----	Ref	. Chain Shield Center Bracket	24	R13812514	3	. Lockwasher
4	F000008377	1	. Inner Knotter Drive Chain Shield	26	221771W	11	. Hard Washer
5	F000007055	1	. Chain, Knotter Drive	27	ZZ00000459	1	. Key
8	F000008112	1	. Plate, Hold Down	28	00103384	1	. Cotter Pin
9	F000008086	1	. Bracket	29	00273802	1	. Nut, Serrated
10	F000008083	1	. Bracket, Chain Tightener	30	221767W	3	. Washer, Flat
11	F000008154	1	. Chain Shield Rear Bracket	31	R13811080	1	. Capscrew
12	F000008084	1	. Rod, Chain Tightener	32	Y09G-0516	1	. Capscrew
14	F000000440	1	. Ferrule	33	Y17C-0616	1	. Capscrew
15	F000007397	2	. Sprocket	34	234665	1	. Lockwasher
16	R13811031	1	. Capscrew	35	15176W	1	. Washer
17	162572W	1	. Capscrew	36	F000000883	2	. Pulley, Idler
18	Y17C-0624	1	. Capscrew				
19	221576W	1	. Capscrew				
20	R13801850	1	. Capscrew				
21	221707W	2	. Hex Nut				
22	237567	1	. Nut, Esna				

Ref Reference Only, See chamber installation.

Rev Q

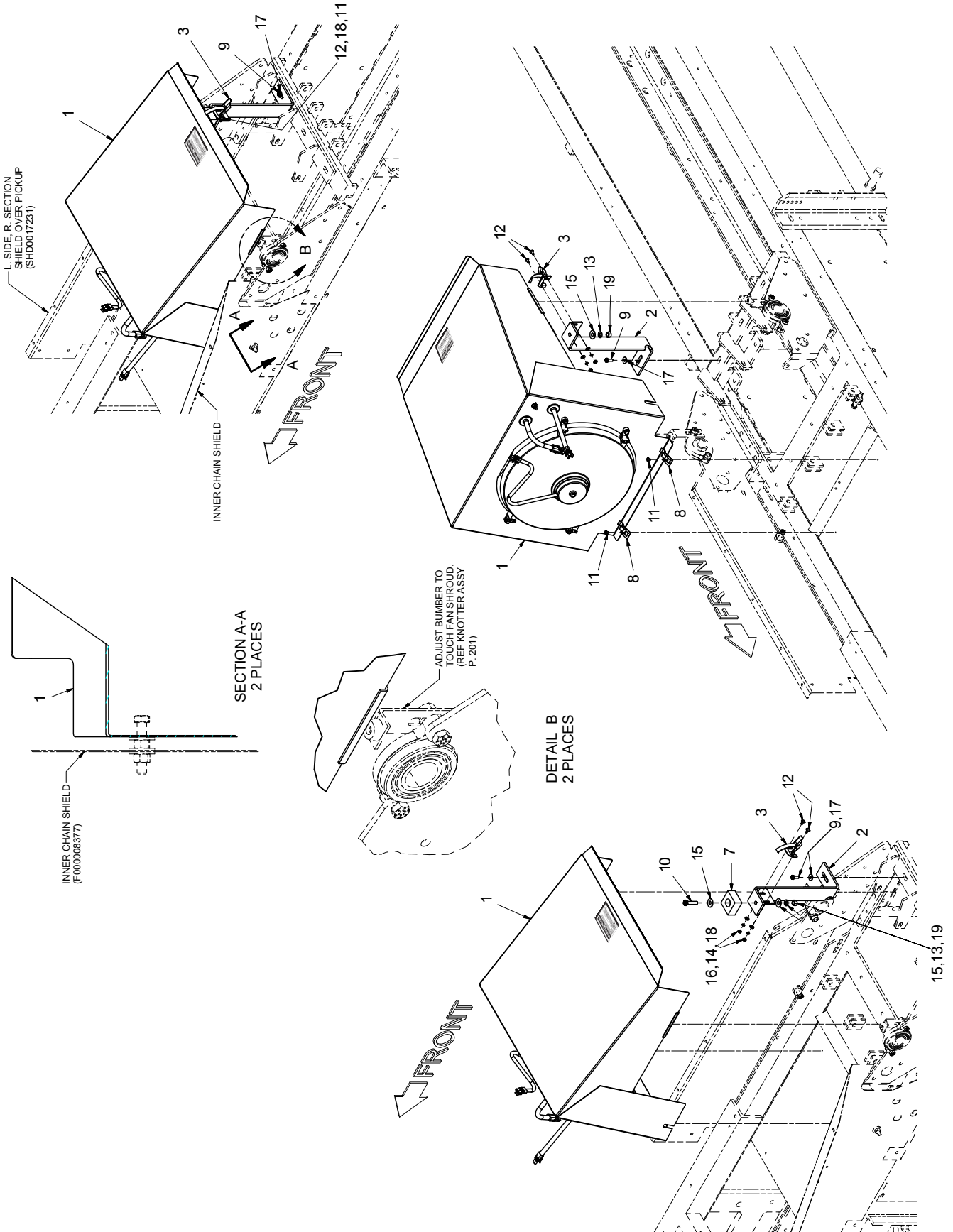
KNOTTER DRIVE SHIELDS



KNOTTER DRIVE SHIELDS

REF PART NO. NO.	DESCRIPTION	QTY. USED
1	F000008152 PLATE, SHIELD	1
2	903181 PLATE, SHIELD W/ DECALS	1
2A	FD00007112 . FREEMAN DECAL, RED	1
2B	FD00023581 . "CAUTION! SHUT OFF MOTOR..."	1
2C	FD00023572 . "SHIELDS ARE F/YOUR PROTECT..."	1
3	COV0008038 PLATE, COVER	1
4	SHD0008040 SHIELD ASSEMBLY	1
7	BKT0008024 BRACKET, REAR	1
8	BKT0008037 BRACKET, FRNT	1
9	SMS0000198 WHIZ BOLT	4
10	SMS0000184 BOLT, WHIZ	6
11	223428 WASHER	10
12	00273802 NUT	6

KNOTTER FAN INSTALLATION

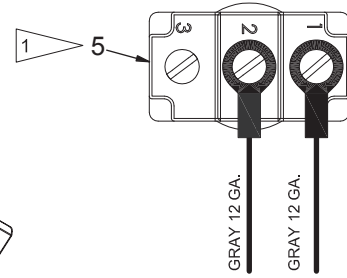
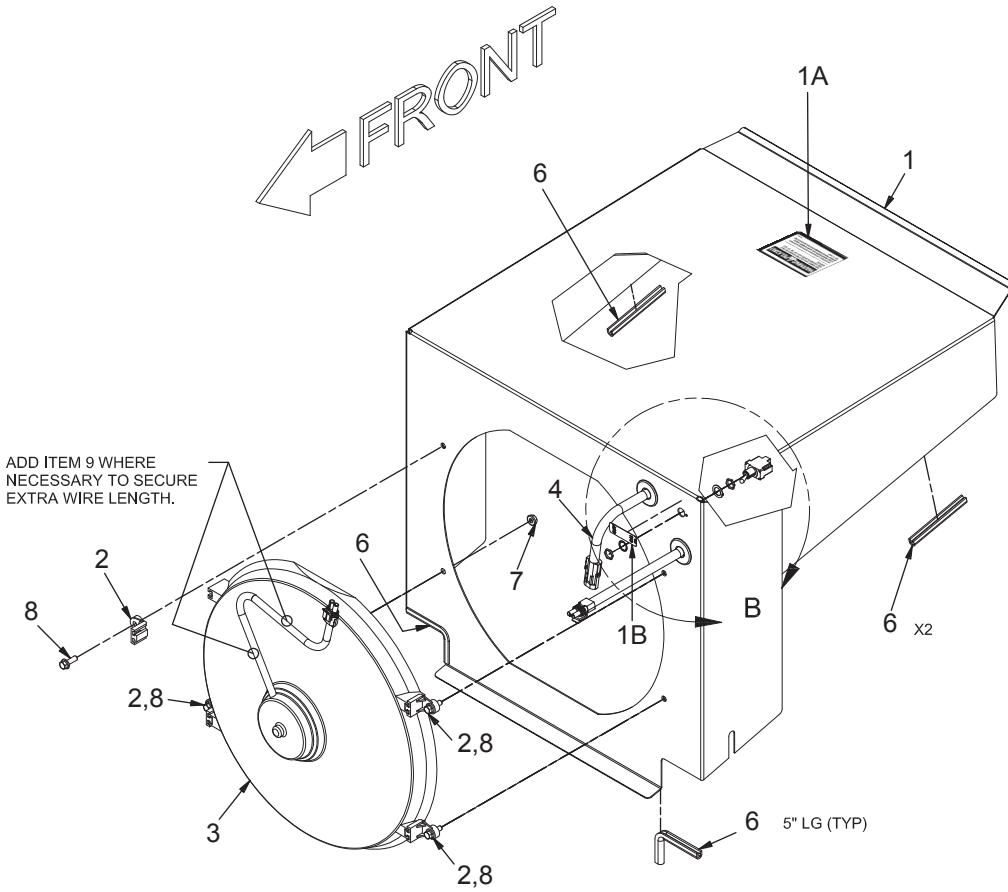


KNOTTER FAN INSTALLATION

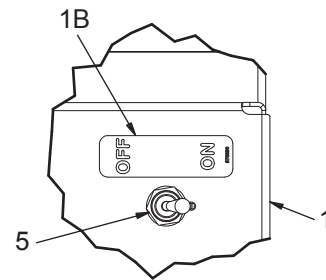
REF NO.	PART NO.	DESCRIPTION	QTY. USED
		902816 FAN INSTALLATION,KNOTTER	
1 *	903593	FAN ASSEMBLY,KNOTTER	1
2	SUP0024161	SUPPORT WELDMENT	1
3	CLP0000130	HOOK-TYPE FASTENER	1
7	PAD0018804	TENS RAIL SUPPORT PAD	1
8	F000006108	CATCH	2
9	221499W	CAPSCREW	1
10	Y17C-0624	CAPSCREW	1
11	238595	MACHINE SCREW	2
12	230640	MACHINE SCREW	2
13	234135	LOCKWASHER	1
14	R13806992	LOCKWASHER	4
15	R13811447	FLAT WASHER	3
16	R13122	FLAT WASHER	4
17	R13811443	FLAT WASHER	1
18	R13812544	HEX NUT	4
19	R13809551	HEX NUT	1

* SEE PAGE 220

KNOTTER FAN ASSEMBLY

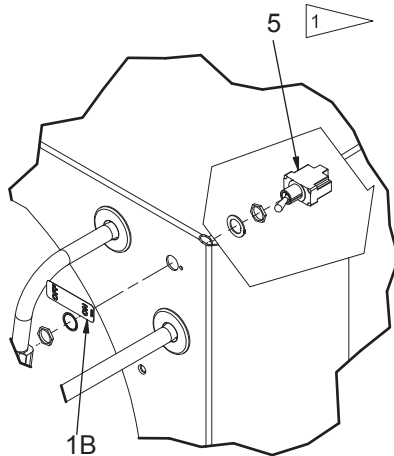


VIEW FROM BACK OF SWITCH



LABEL DETAIL

1 USE TERMINAL 1 & 2 FOR TERMINATION WITH WIRE HARNESS, DO NOT USE TERMINAL 3.



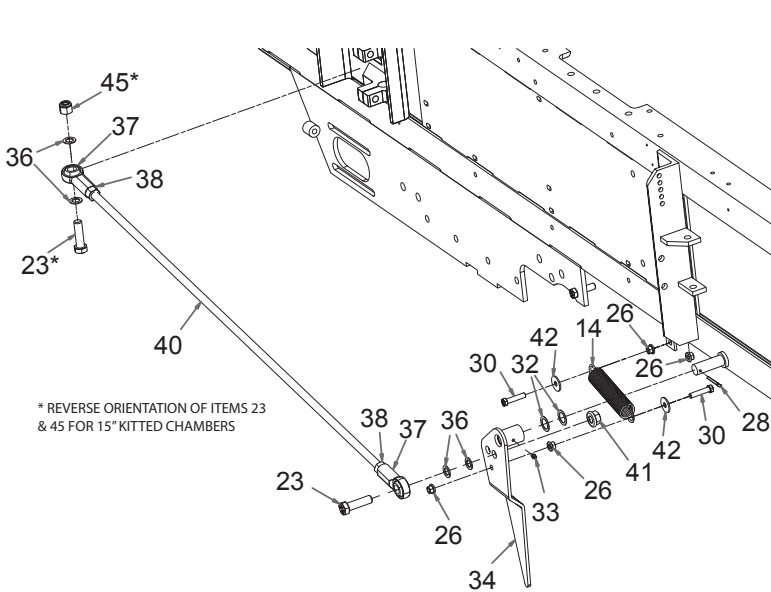
SWITCH ASSEMBLY
(FASTENERS COME WITH SWITCH)

DETAIL B

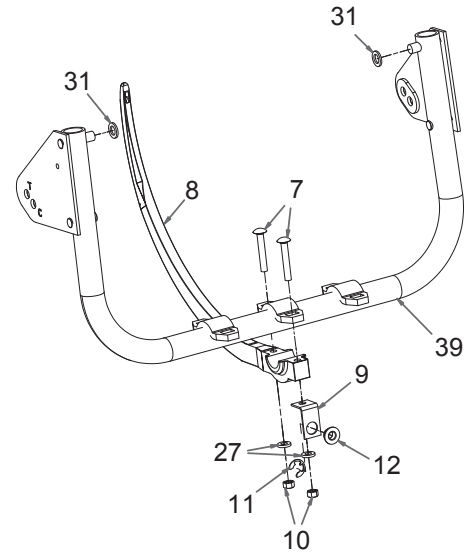
KNOTTER FAN ASSEMBLY

REF NO.	PART NO.	DESCRIPTION	QTY. USED
	903593	FAN ASSEMBLY,KNOTTER	
1	903277	. PLATE,SHROUD W/ DECALS	1
1A	FD00023583	. . DECAL, WARNING	1
1B	576690	. . DECAL, ON OFF	1
2	MNT0050025	. KNOTTER FAN SHROUD MOUNT	4
3	256678	. SHROUD, FAN	1
4	903592	. WIRE HARNESS	1
5	229289	. TOGGLE SWITCH	1
6	MLD7500317	. TIM, EDGE	22"
7	235620	. NUT, ESNA	4
8	SMS0000305	. BOLT, WHIZ	4
9	CBT0000148	. 3-3/4 NYLON CABLE TIE-BLACK	1

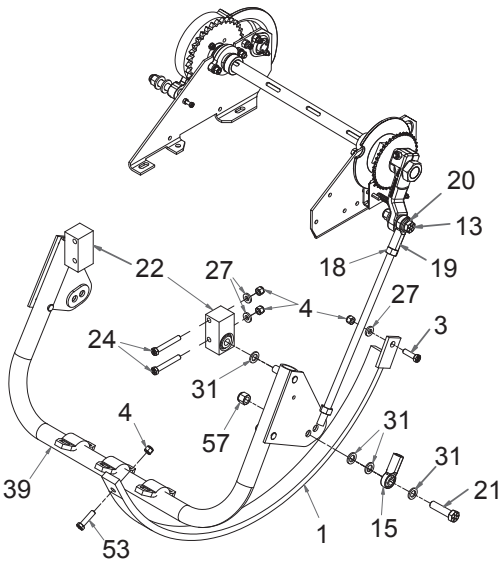
NEEDLES AND YOKE INSTALLATION (380)



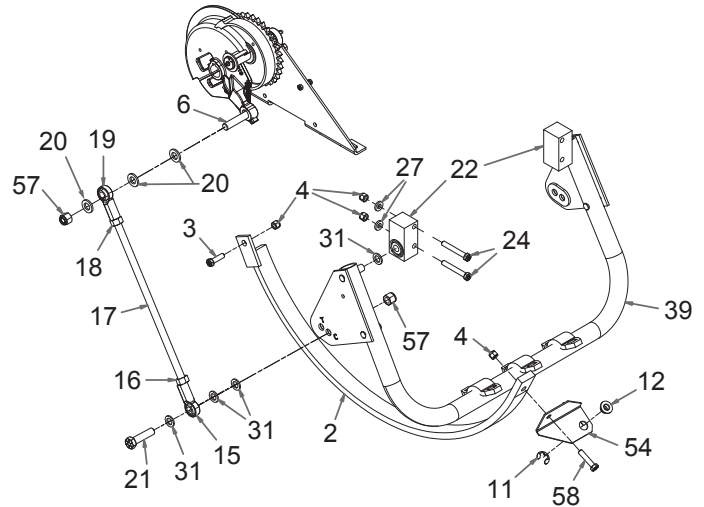
PLUNGER ROD & RETURN LEVER WELDMENT



NEEDLE AND YOKE



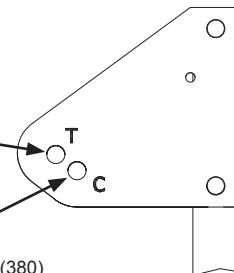
RIGHT SIDE



LEFT SIDE

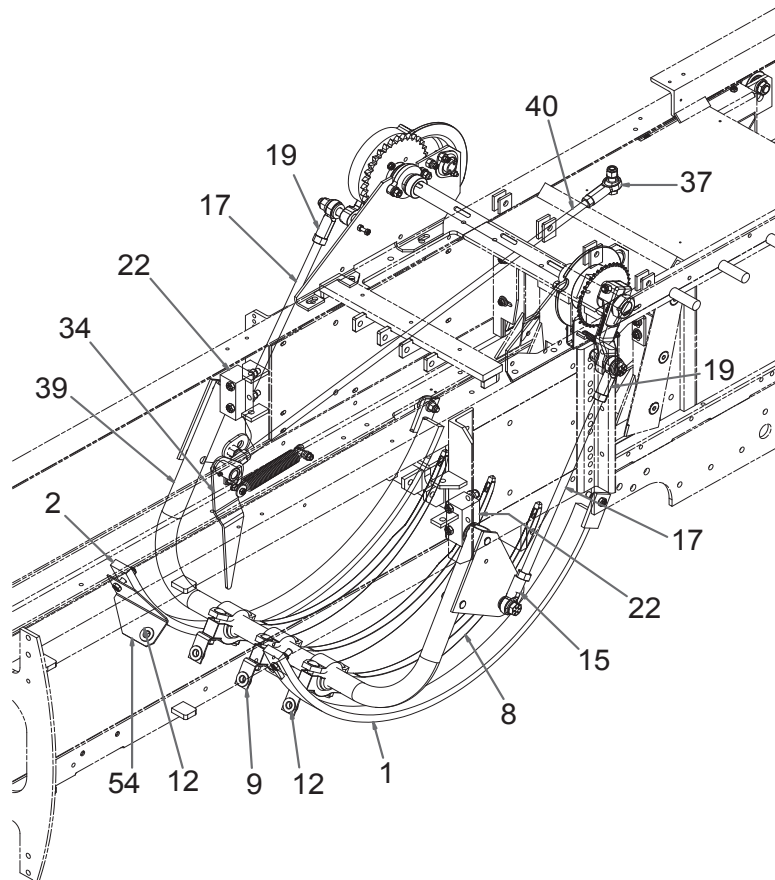
USE MOUNTING HOLE "T"
FOR TAILLESS KNOTTERS (385)

USE MOUNTING HOLE "C"
FOR CONVENTIONAL KNOTTERS (380)

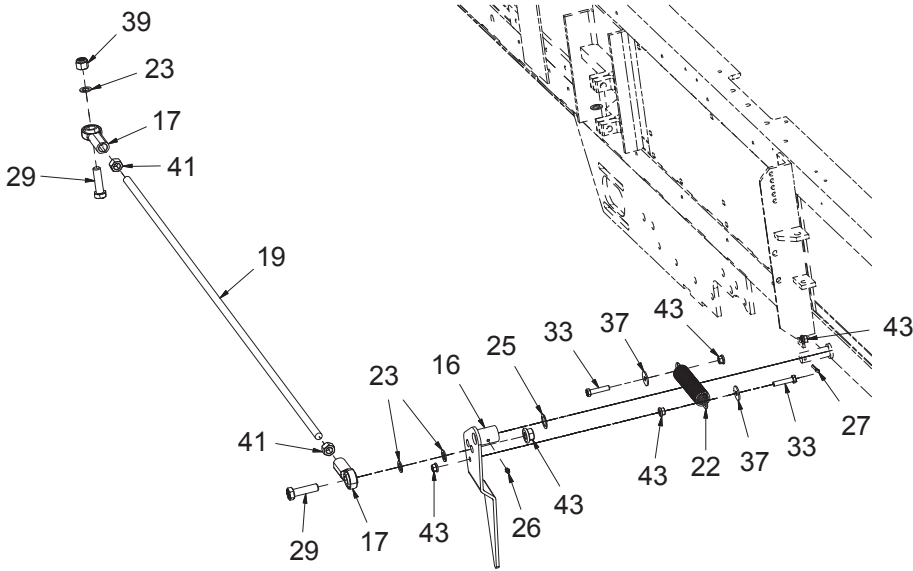


NEEDLES AND YOKE INSTALLATION (380)

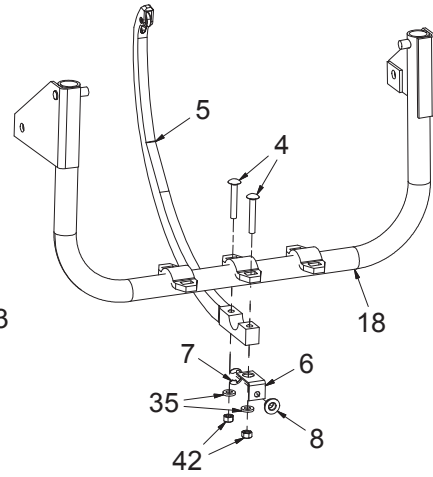
REF NO.	PART NO.	DESCRIPTION	QTY. USED	REF NO.	PART NO.	DESCRIPTION	QTY. USED
1	F00007568	NEEDLE GAURD, RH	1	23	Y17C-1036	CAPSCREW	2
2	F00007569	NEEDLE GAURD, LH	1	24	R13811083	CAPSCREW	4
3	221569W	CAPSCREW	2	26	09411507	NUT	4
4	223587	NUT	8	27	234265	WASHER	12
6	SFC036488A	CAPSCREW	1	28	COT0000801	COTTER PIN	1
7	CRB5003250	BOLT	6	30	R13801813	CAPSCREW	2
8	F00001611	TWINE NEEDLE	3	31	226272	BUSHING	8
9	F00007973	PLATE, HOLDER	3	32	ZZ00000208	BUSHING	2
10	221711W	NUT	6	33	11079	FITTING	1
11	F00000857	SNAP RING	4	34	LEV0015639	LEVER	1
12	F00000856	BUSHING, TWINE/WIRE GUIDE	4	36	ZZ00000211	BUSHING	4
13	R13810974	CAPSCREW	1	37	ROD0000001	ROD END, STOP DOG RETURN	2
14	SPG0020662	LATCH SPRING, PLUNGER	1	38	199594W	NUT	2
15	F00001549	ROD END, NEEDLE YOKE DRIVE RH	2	39	903207	NEEDLE YOKE	1
16	22717W	NUT	2	40	ROD035984B	ROD	1
17	F00007554	ROD, NEEDLE YOKE	2	41	00273801	NUT	1
18	NFL0007500	NUT, LEFT HAND	2	42	223427	WASHER	2
19	F00001550	ROD END, NEEDLE YOKE DRIVE LH	2	45	237552	NUT	1
20	R13811457	WASHER	6	53	R13811077	CAPSCREW	1
21	232854	CAPSCREW	2	54	GUD0031463	BRACKET, LH	1
22	903702	BEARING ASSEMBLY, YOKE	2	57	234836	NUT	4
	256736	. BEARING	1	58	221574W	CAPSCREW	1



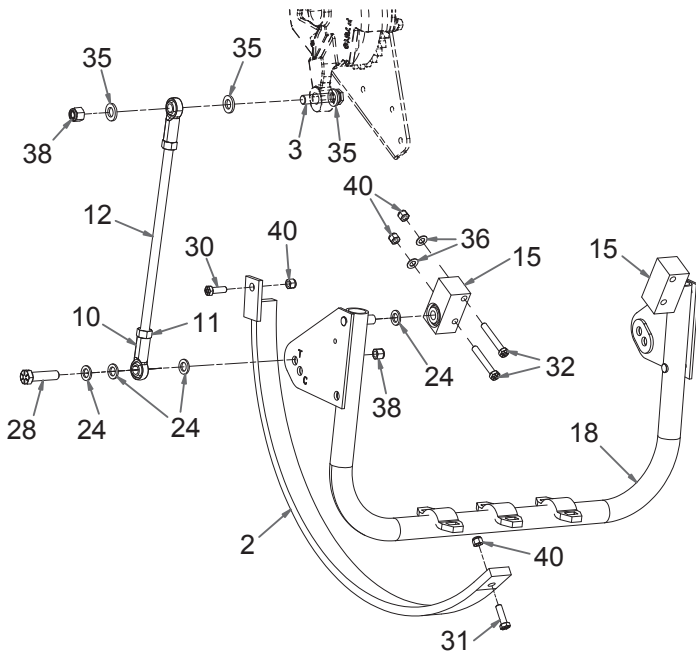
NEEDLES AND YOKE INSTALLATION (385)



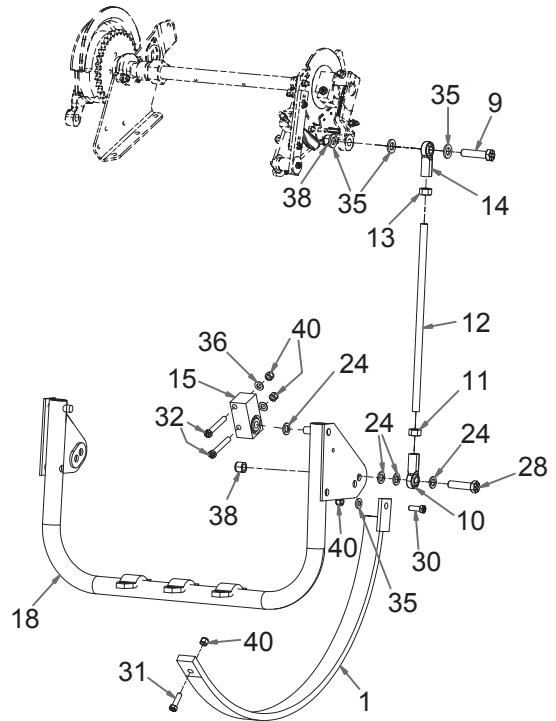
PLUNGER ROD & RETURN LEVER



NEEDLES & YOKE



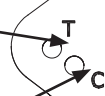
LEFT SIDE



RIGHTSIDE

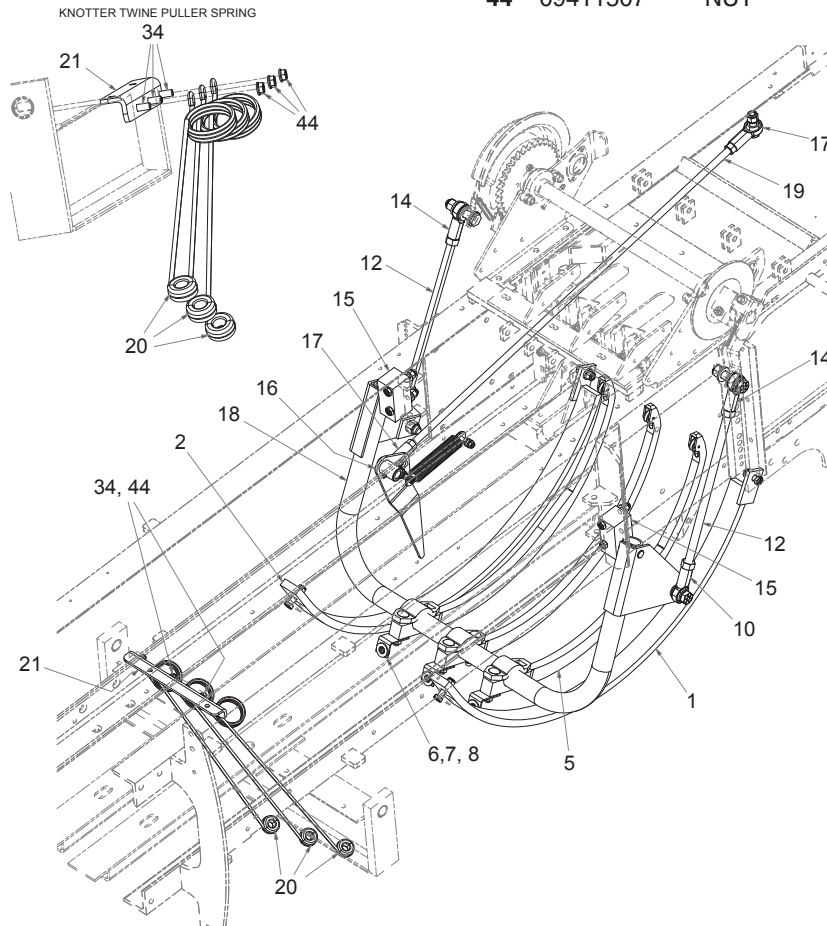
USE MOUNTING HOLE "T"
FOR TAILLESS KNOTTERS (385)

USE MOUNTING HOLE "C"
FOR CONVENTIONAL KNOTTERS (380)

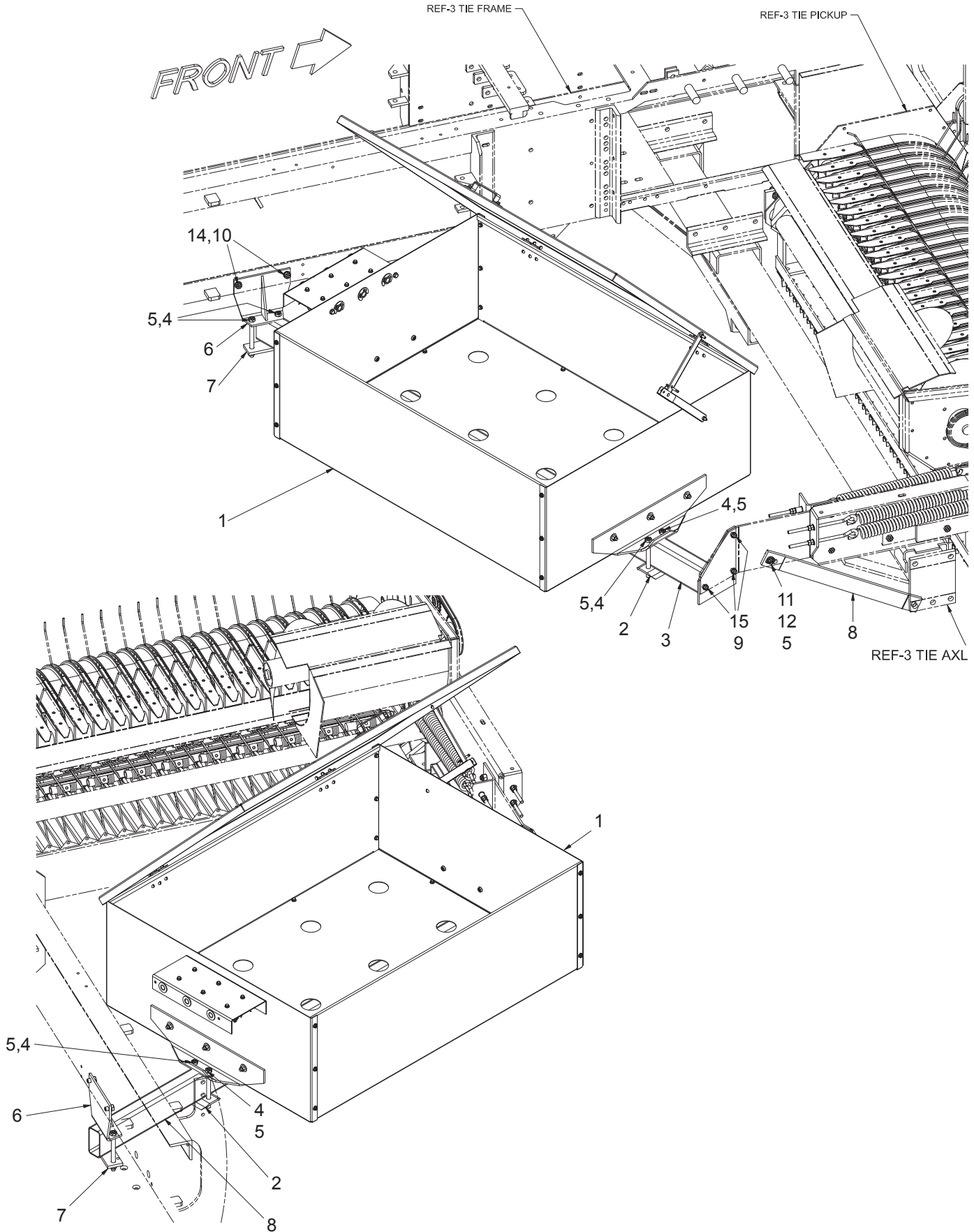


NEEDLES AND YOKE INSTALLATION (385)

REF NO.	PART NO.	DESCRIPTION	QTY. USED	REF NO.	PART NO.	DESCRIPTION	QTY. USED
1	F00007568	NEEDLE GAURD, RH	1	22	SPG0020662	SPRING, PLUNGER LATCH	1
2	F00007569	NEEDLE GAURD, LH	1	23	ZZ00000211	BUSHING	4
3	SFC036488A	CAPSCREW	1	24	226272	BUSHING	6
4	CRB5003250	BOLT	6	25	ZZ00000208	BUSHING	1
5	902580	NEEDLE ASSEMBLY	3	26	11079	ZERK	1
6	F00007973	PLATE, HOLDER	3	27	COT0000801	COTTER PIN	1
7	F00000857	SNAP RING	3	28	232854	CAPSCREW	2
8	F00000856	BUSHING, TWINE AND WIRE GUIDE	3	29	Y17C-1036	CAPSCREW	2
9	18024W	CAPSCREW	1	30	234176	CAPSCREW	2
10	F00001549	NEEDLE, RH YOKE DRIVE ROD END	2	31	221569W	CAPSCREW	2
11	221717W	NUT	2	32	R13811083	CAPSCREW	4
12	ROD0035670	ROD	2	32	R13801813	CAPSCREW	2
13	NFL0007500	NUT, LEFT HAND	2	34	398825W	SCREW	3
14	F00001550	ROD END, NEEDLE YOKE DRIVE LH	2	35	R13811457	WASHER	6
15	903702	BEARING ASSEMBLY, YOKE	2	36	223634	WASHER	10
	256736	. BEARING	1	37	234427	WASHER	2
16	LEV0015639	LEVER	1	38	223615	NUT	4
17	ROD0000001	ROD END, PLUNGER STOP DOG	2	39	R13811195	NUT	1
18	903207	NEEDLE YOKE	1	40	223587	NUT	8
19	ROD035984B	ROD, DRIVE	1	41	199594W	NUT	2
20	WLG0000006	SPRING, KNOTTER TWINE PULLER	3	42	221711W	NUT	4
21	902776	PLATE, MOUNTING	1	43	00273801	NUT	1
				44	09411507	NUT	7



TWINE BOX 12 COMPARTMENT INSTALLATION



TWINE BOX 12 COMPARTMENT INSTALLATION

REF NO.	PART NO.	DESCRIPTION	QTY. USED
1 *	902167	TWINE BOX SUBASSEMBLY	1
2	CLP0017241	BRACKET	2
3	TBX0020849	TUBE	1
4	R13801857	CAPSCREW	6
5	223587	NUT	7
6	F000007555	BRACKET	1
7	F000007556	BRACKET	1
8	F000007705	BAR, RH BRACE	1
9	174413W	SCREW	3
10	R13801840	CAPSCREW	2
11	221569W	CAPSCREW	1
12	223634	WASHER	2
13	234135	LOCKWASHER	3
14	R13812516	LOCKWASHER	2
15	09411507	NUT	3

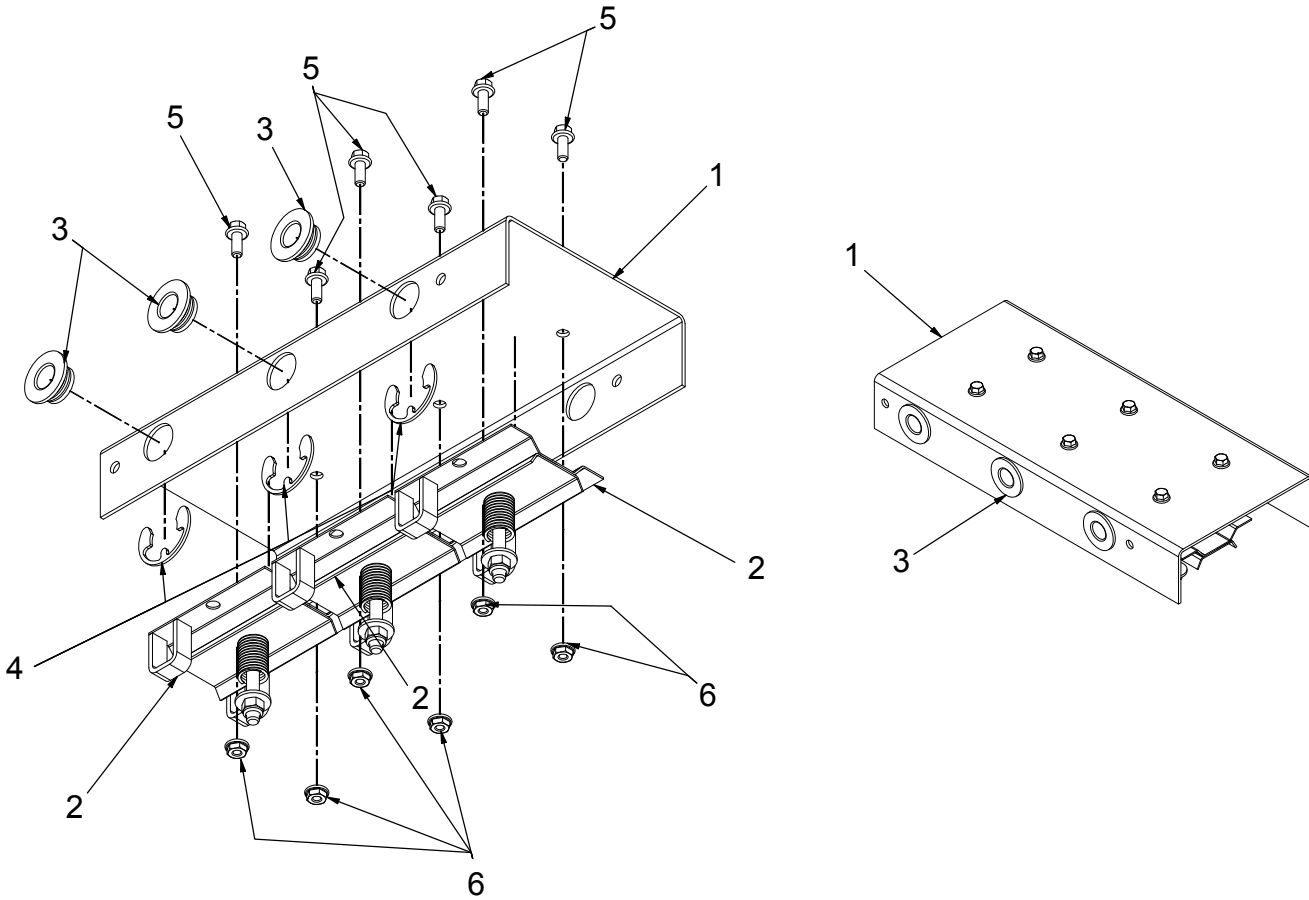
* SEE PAGE 228

TWINE BOX 12 COMPARTMENT

REF NO.	PART NO.	DESCRIPTION	QTY. USED
	902167	TWINE BOX SUBASSEMBLY	
1	BOX0017256	. PLATE, BOX SIDE	1
2	BOX0017257	. PLATE, BOX FRNT	1
3	BOX0018358	. PLATE, BOX BTM	1
4	BOX0018359	. PLATE, BOX LID	1
5	BOX0017244	. PLATE, BOX END	1
6	BOX0017245	. PLATE,BOX END	1
7 *	902891	. TWINE TENSIONER SUB ASSEMBLY	1
9	HAN0017239	. BAR, HANDLE	1
10	HNG0000810	. HINGE FOR TWINE BOX (PAIR)	1 PR
11	257830	. PROP FOR TWINE BOX LID	1
12	BKT0017240	. BRACKET	2
13	F000000856	. TWINE & WIRE GUIDE BUSHING	3
14	F000000857	. SNAP RING F/TWN GUIDE BUSHING	3
15	SMS0000173	. BOLT, WHIZ	22
16	18738W	. CAPSCREW	6
19	027-1007	. SCREW	12
20	R13802619	. WASHER	5
21	09416918	. NUT	34
22	237567	. NUT	6
23	221703W	. NUT	2
24	223427	. WASHER	6
25	SMS0000184	. BOLT, WHIZ	2
26	00273802	. NUT	2
27	258503	. CAPSCREW	2

* SEE PAGE 230

TWINE TENSIONER FRAME SUB ASSEMBLY

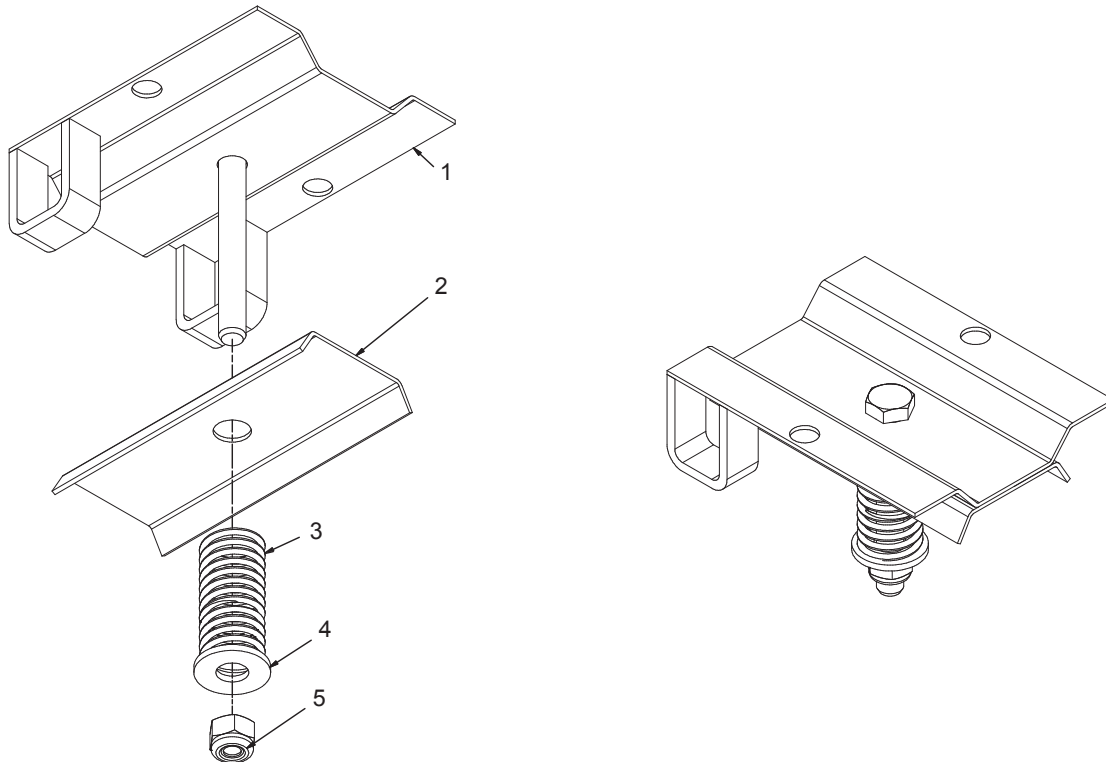


TWINE TENSIONER FRAME SUB ASSEMBLY

REF NO.	PART NO.	DESCRIPTION	QTY. USED
	902891	FRAME SUB ASSEMBLY	
1	BKT0017242	. BRACKET	1
2 *	F000007891	. TENSION ASSEMBLY, TWINE	3
3	F000000856	. BUSHING, TWINE & WIRE GUIDE	3
4	F000000857	. SNAP RING F/TWN GUIDE BUSHING	3
5	SMS0000173	. BOLT, WHIZ	6
6	09416918	. NUT	6

* SEE PAGE 232

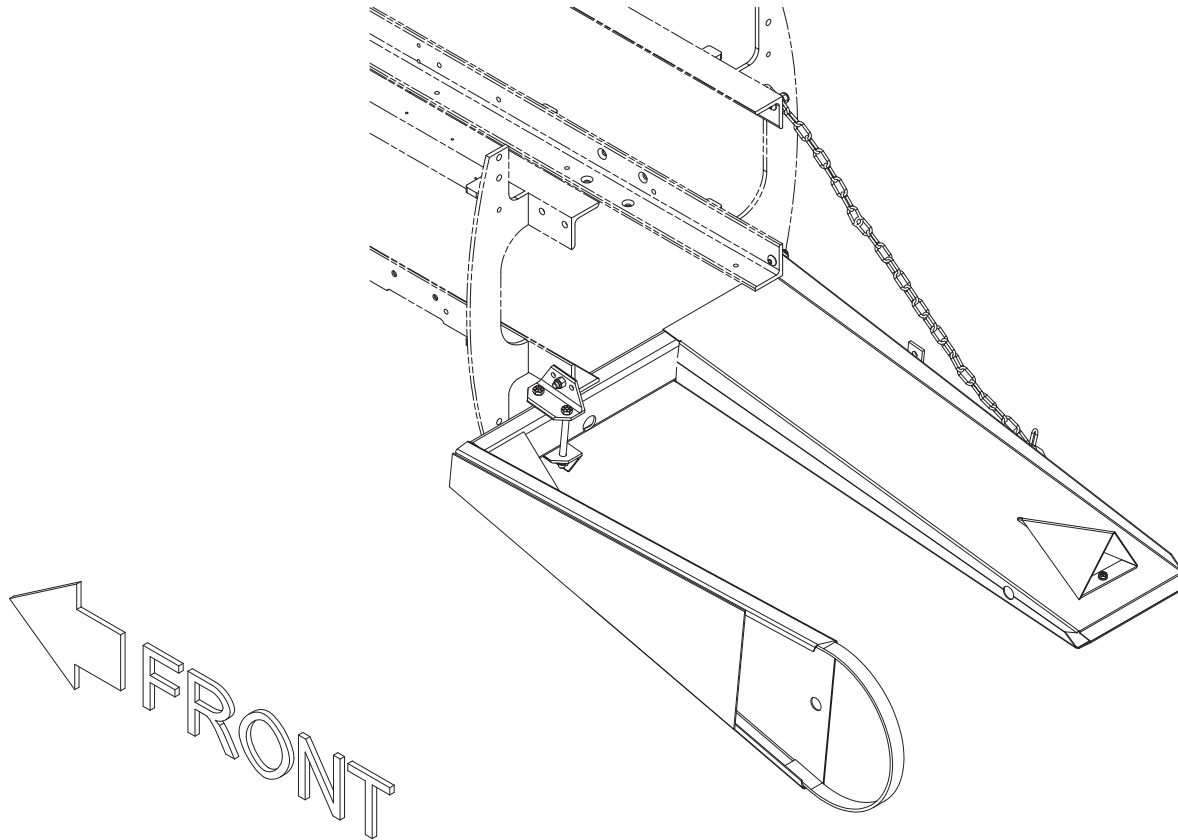
TWINE TENSIONER ASSEMBLY



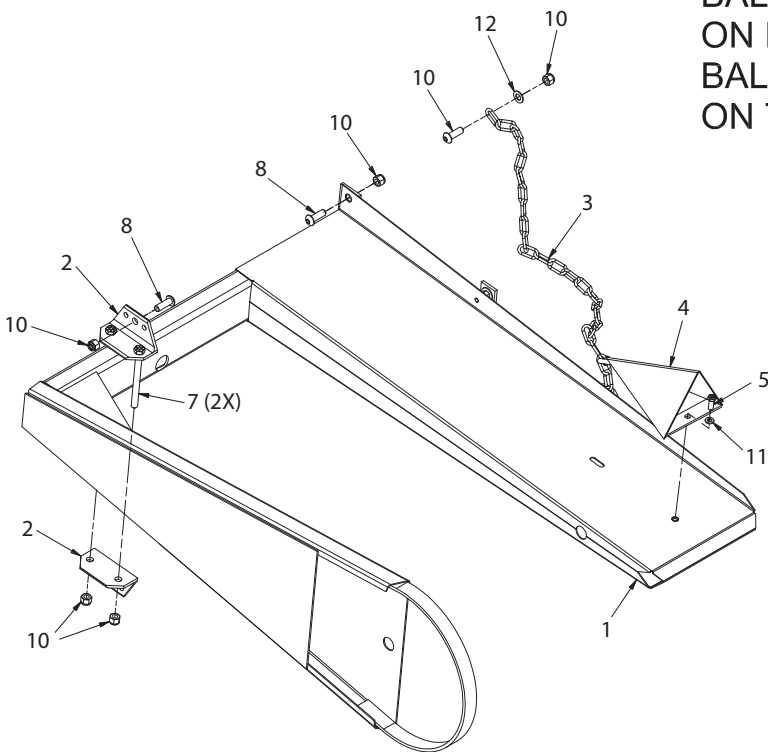
TWINE TENSIONER ASSEMBLY

REF NO.	PART NO.	DESCRIPTION	QTY. USED
	F00007891	TENSION ASSEMBLY, TWINE	
1	F00007889	. BASE	1
2	F00007890	. PLATE, TOP	1
3	F00007541	. COMPRESSION SPRING	1
4	223428	. WASHER	1
5	232939	. NUT	1

BALE CHUTE INSTALLATION



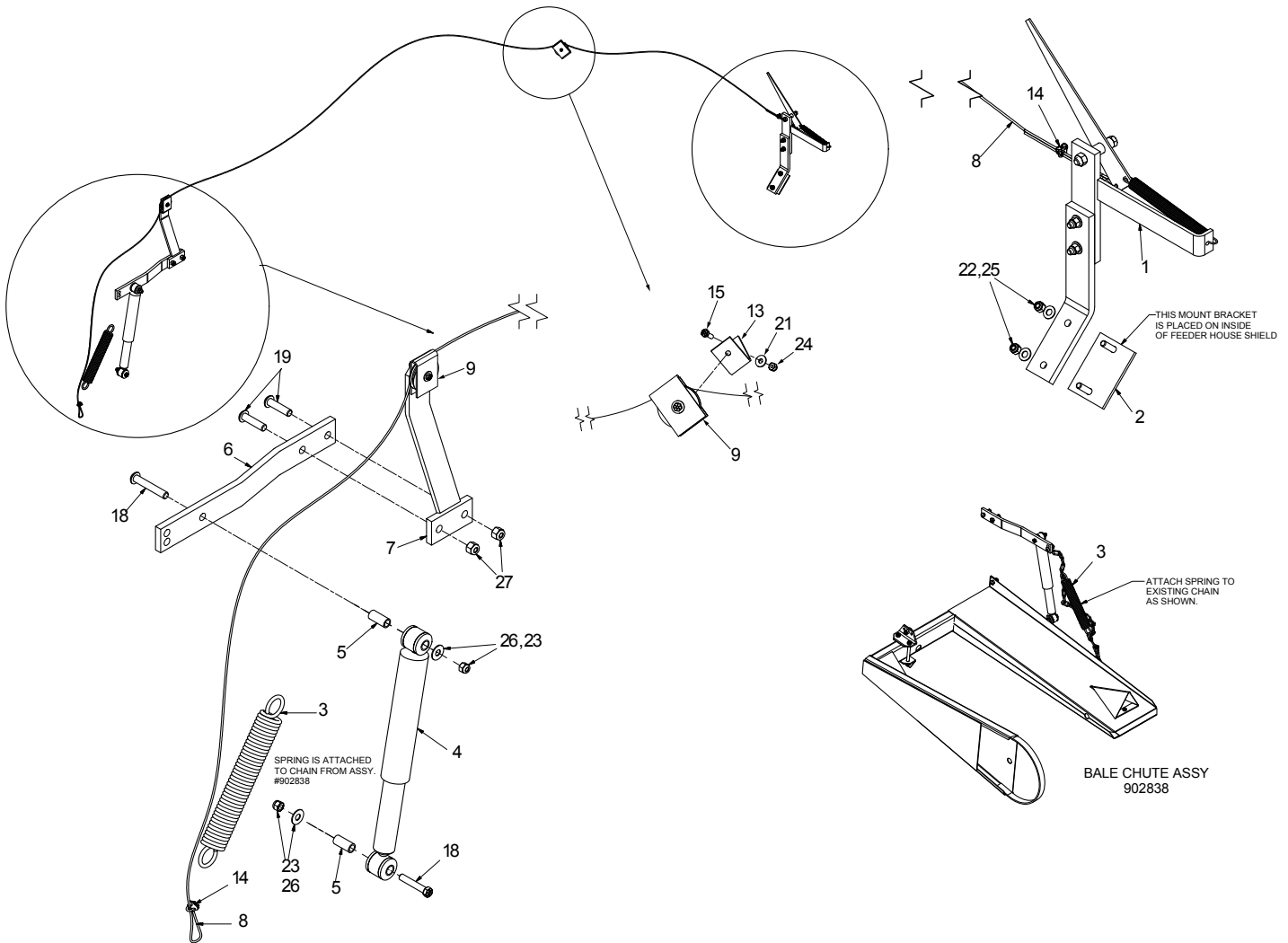
NOTE:
 BALE CHUTE CAN BE INSTALLED
 ON BALER AS SHOWN OR REVERSED
 BALE TURNER WELDMENT IS MOUNTED
 ON THE REVERSE SIDE OF CHUTE



BALE CHUTE INSTALLATION

REF NO.	PART NO.	DESCRIPTION	QTY. USED
	902838	BALE CHUTE INSTALLATION	
1	CHU0178760	. BALE CHUTE	1
2	F000007657	. BRACKET	2
3	F000007659	. CHAIN, BALE CHUTE	1
4	F000007655	. BALE TURNER	1
5	Y17C-0616	. CAPSCREW	1
7	R13801857	. CAPSCREW	2
8	Y25G-0824	. CAPSCREW	3
10	223587	. NUT	5
11	234135	. WASHER	1
12	R13811433	. WASHER	1

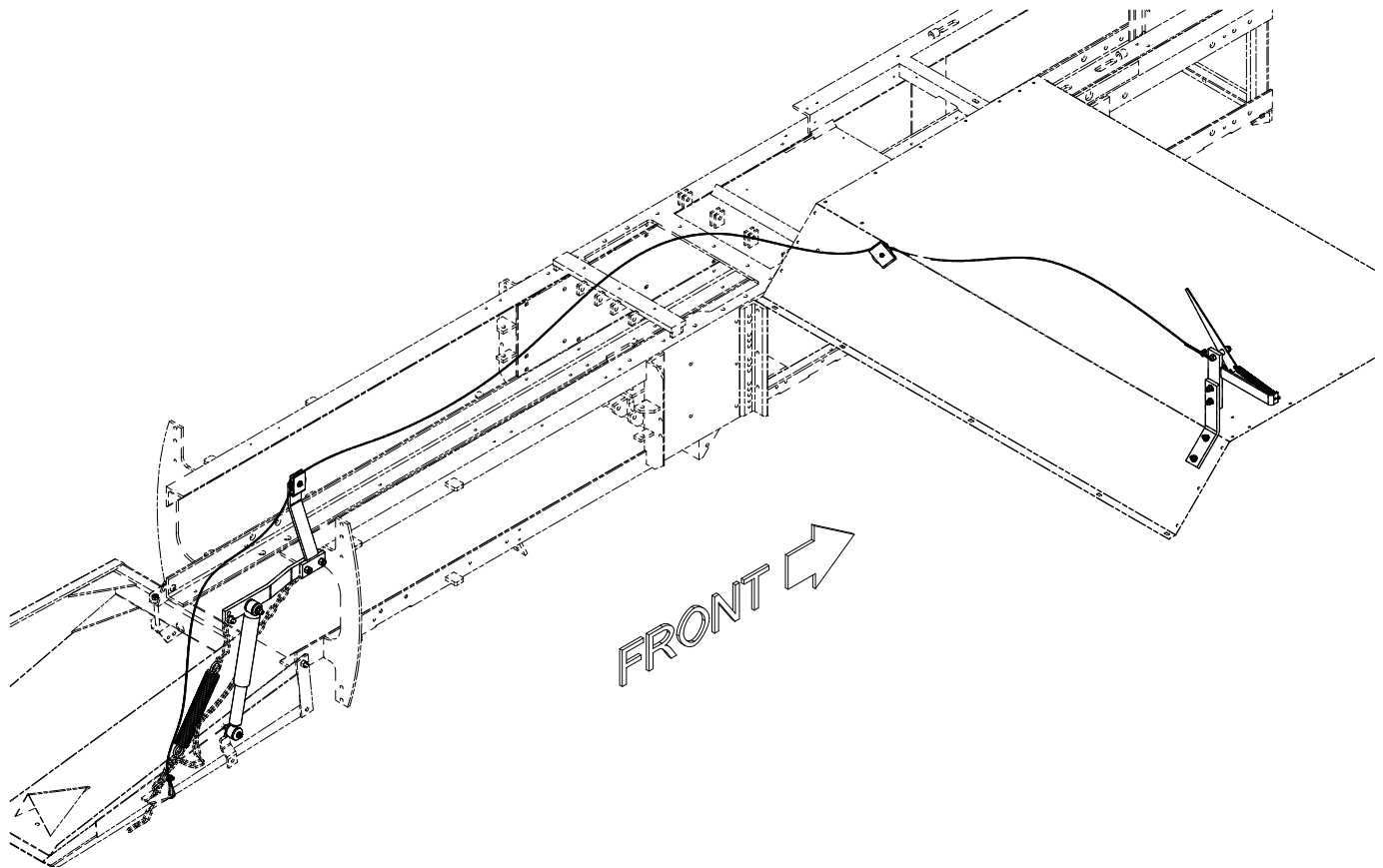
BALE WEIGHT INDICATOR INSTALLATION



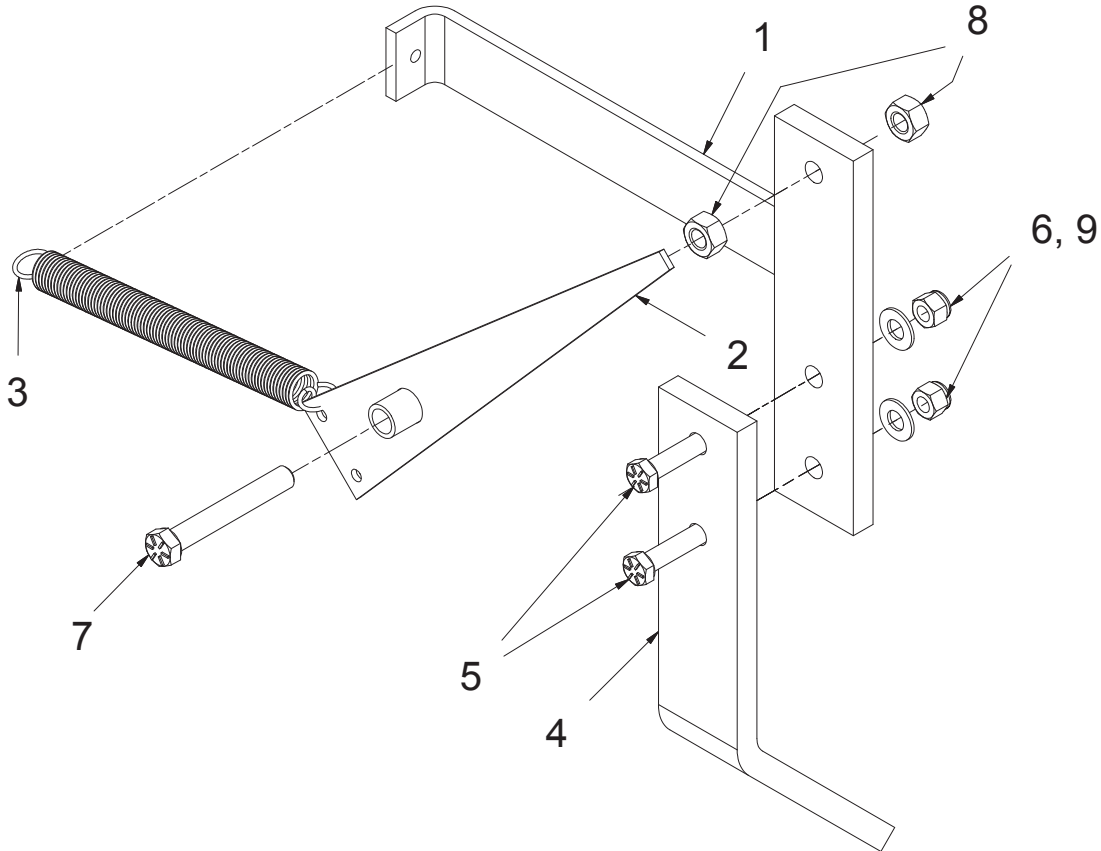
BALE WEIGHT INDICATOR INSTALLATION

REF NO.	PART NO.	DESCRIPTION	QTY. USED	REF NO.	PART NO.	DESCRIPTION	QTY. USED
	902833	BALE WEIGHT IND. INSTALLATION		14	F00000990	. CABLE CLAMP	2
1 *	902752	. BALE WEIGHT IND. SUB ASSY	1	15	224120W	. CAPSCREW	1
2	MNT0033273	. MOUNT, INDICATOR	1	18	R13811062	. CAPSCREW	2
3	F00000985	. SPRING, BALE CHUTE	1	19	Y25G-0832	. CAPSCREW	2
4	F00000988	. SHOCK ABSORBER	1	21	R13802619	. WASHER	1
5	F00000993	. BUSHING	2	22	223427	. WASHER	2
6	F000001638	. PLATE, SUPPORT	1	23	222677	. WASHER	2
7	F000001639	. BRACKET, CABLE	1	24	235620	. NUT	1
8	902902	. CABLE	17	25	237567	. NUT	2
9 **	F000007236	. SHEAVE ASSEMBLY	2	26	224119	. NUT	2
13	BKT0008104	. BRACKET	1	27	223587	. NUT	2

* SEE PAGE 238
 ** SEE PAGE 240

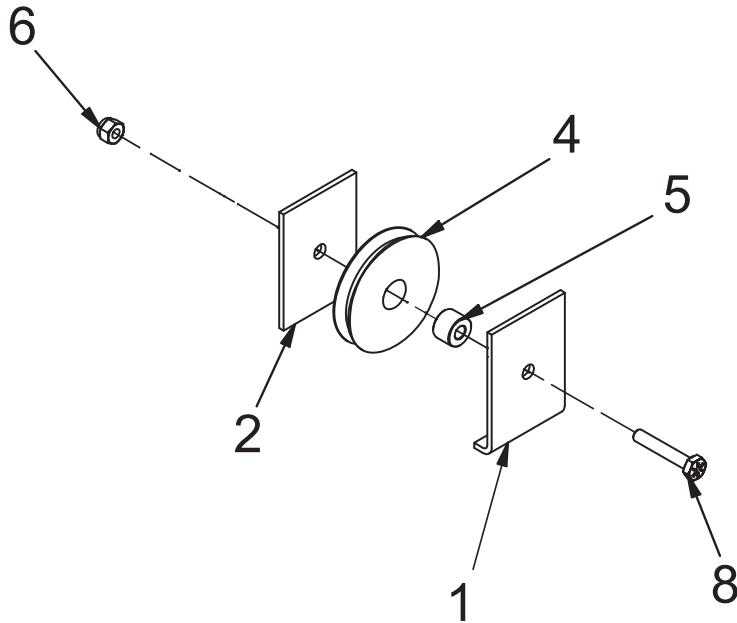


BALE WEIGHT INDICATOR ASSEMBLY



BALE WEIGHT INDICATOR ASSEMBLY

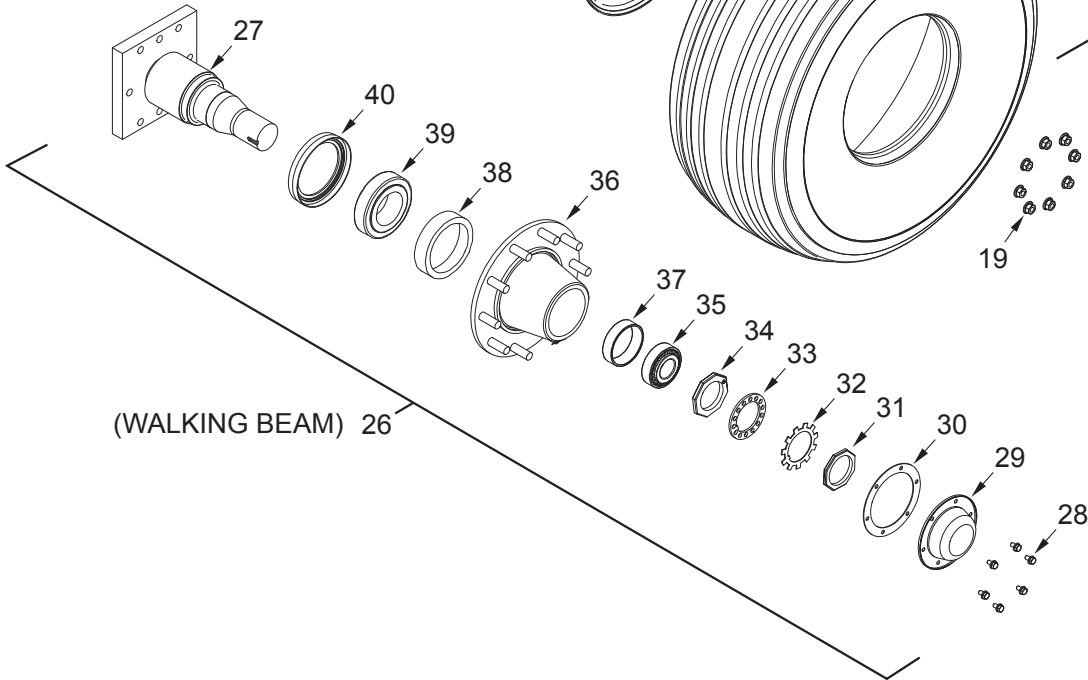
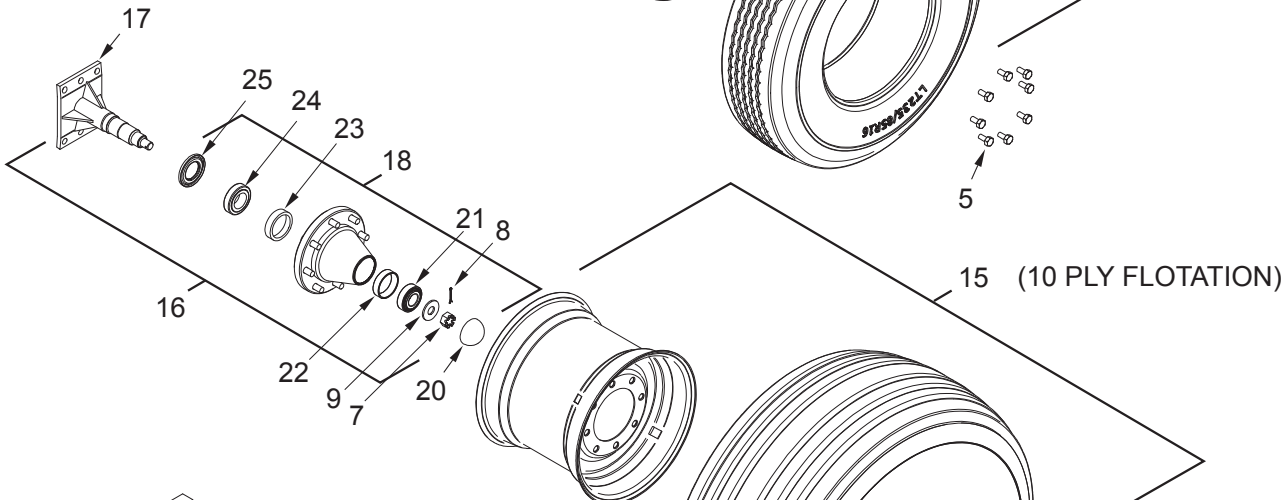
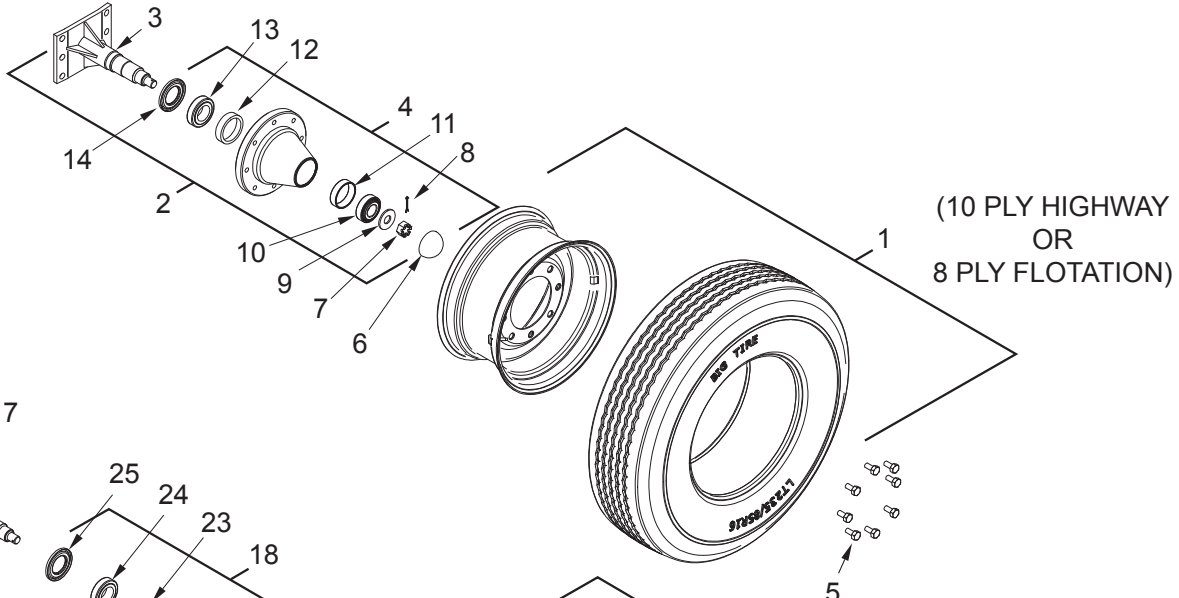
REF NO.	PART NO.	DESCRIPTION	QTY. USED
	902752	BALE WEIGHT INDICATOR ASSY	
1	F000000997	. BRACKET	1
2	F000000998	. INDICATOR HAND	1
3	F000000268	. RETURN SPRING, INDICATOR	1
4	BKT0014239	. BRACKET, SUPPORT	1
5	R13801813	. CAPSCREW	2
6	237567	. NUT	2
7	R13811062	. CAPSCREW	1
8	R13806770	. NUT	2
9	223427	. WASHER	2

BALE WEIGHT INDICATOR SHEAVE ASSEMBLY

BALE WEIGHT INDICATOR SHEAVE ASSEMBLY

REF NO.	PART NO.	DESCRIPTION	QTY. USED
	F00007236	SHEAVE ASSEMBLY	
1	F00000994	. SHIELD	1
2	F00000995	. SHIELD, ROLLER	1
4	F00004067	. ROLLER, WIRE GUIDE	1
5	F00004068	. BUSHING	1
6	235620	. NUT	1
8	R13801782	. CAPSCREW	1

SPINDLES, TIRES AND WHEELS

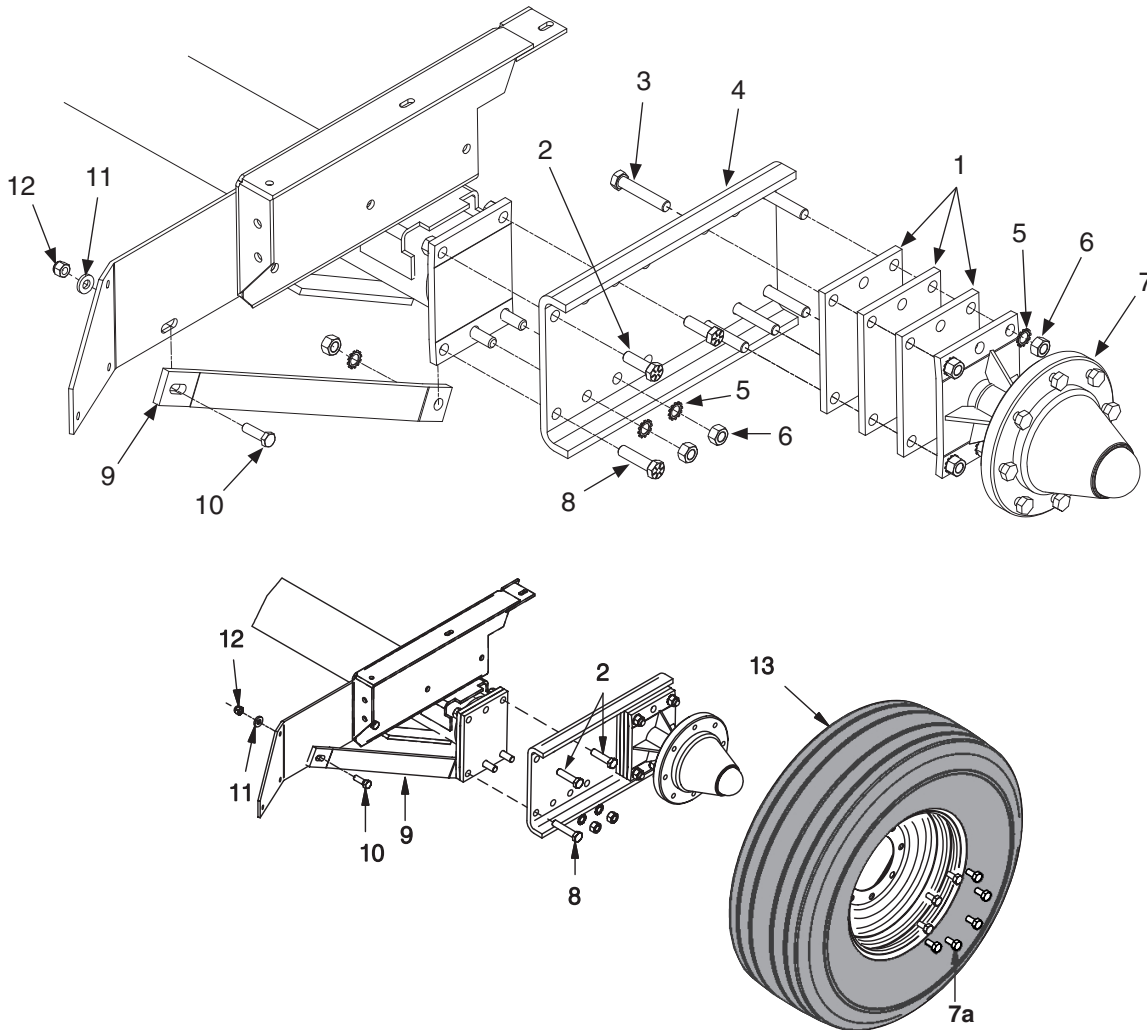


SPINDLES, TIRES AND WHEELS

REF NO.	PART NO.	DESCRIPTION	QTY. USED
1	TIR0000002	TIRE & WHEEL ASSY; HIGHWAY TIRE	1
	TIR7501608	. 10 PLY- HIGHWAY TIRE	1
	WHL0106897	. WHEEL F/IMP&HWY TIRE 8-HOLE	1
1	901467	TIRE & WHEEL ASSY;*; FLOTATION	1
	F000008028	. 8-PLY FLOTION TUBELESS	1
	F000008184	. WHEEL F/FLOTION TIRE 8-HOLE	1
	VLV0000415	. STEM, VALVE	1
2	F000008003	HUB/SPINDLE ASSY;*C; 8-HOLE	1
3	F000007991	. SPINDLE	1
4	F000008002	. HUB ASSY, WHEEL	1
5	F000008001	. LUG BOLT; 8-HOLE HUB	8
6	F000008000	. HUB CAP - 8-HOLE HUB	1
7	F000007999	. NUT F/WHEEL SPINDLE	1
8	Y01F-0520	. PIN, COTTER	1
9	F000007998	. WASHER F/WHEEL SPINDLE	1
10	F000007997	. BEARING CONE; OUTER	1
11	F000007996	. OUTER BEARING CUP	1
12	F000007993	. BEARING CUP; INNER	1
13	F000007994	. BEARING CONE; INNER	1
14	F000007995	. RETAINER, GREASE	1
15	WHL0000002	FLOAT TIRE WHEEL ASSY -8 -HOLE	1
	TIR0165161	. 10 PLY TIRE	1
	WHL0108191	. WHEEL F/120"TRACK	1
16	SPN0287640	120" TRACKNG SPINDLE& HUB ASSY	1
17	SPN0028764	. LH SPINDLE ASSY-120"-AFT/7-94	1
18	HUB0287130	. HUB PACKAGE F/120"TRACK+1390	1
19	254070	. . NUT, WHEEL	8
20	254071	. . CAP, HUB	1
21	254074	. . OUTER CONE	1
22	254068	. . OUTER CUP	1
23	254067	. . INNER CUP	1
24	254073	. . INNER CONE	1
25	254072	. . SEAL, GREASE	1
26	SPN1024150	HUB/SPINDLE ASSY WALKING BEAM	1
27	SPN0030824	. SPINDLE; *C; WALKING BEAM	1
28	SMS0000177	. BOLT, WHIZ	6
29	HUB0070655	. CAP, GREASE WALKING BEAM	1
30	GSK3303009	. GASKET	1
31	NMS0000572	. NUT, AXLE	1
32	WLK0002237	. HEAVY STAR WASHER, LOCK	1
33	WLK0000573	. HEAVY WASHER, LOCK	1
34	NMS0000540	. NUT, AXLE	1
35	BRG0212049	. BEARING CONE, OUTER	1
36	HUB0102415	. HUB	1
37	136-0176	. . BEARING CUP, OUTER	1
38	136-0178	. . BEARING CUP, INNER	1
39	BRG0218418	. BEARING CONE, INNER	1
40	SEL006506U	. SEAL	1

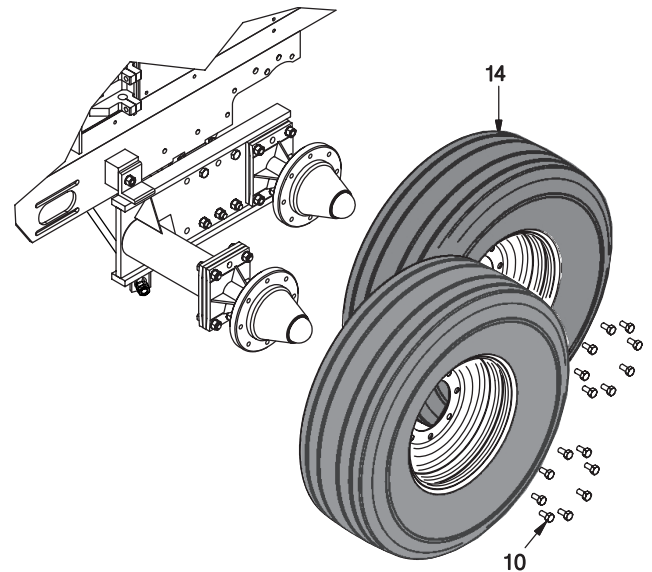
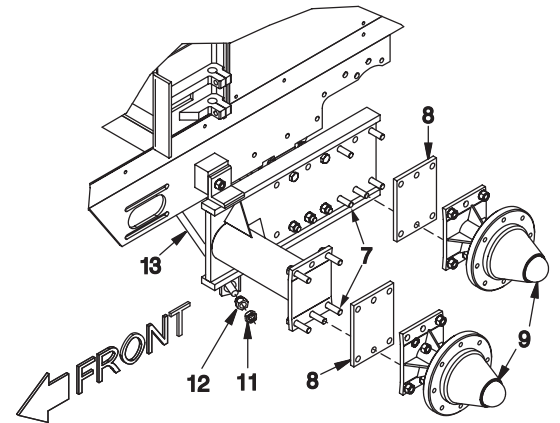
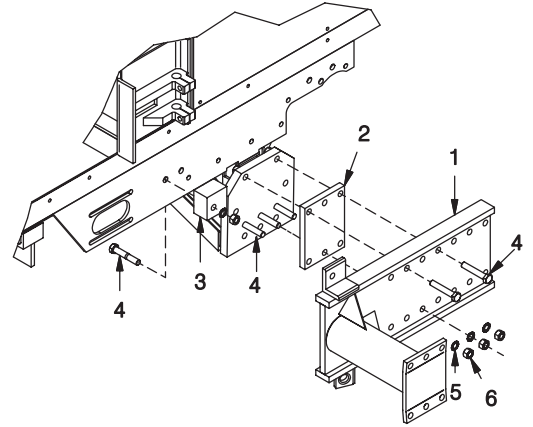
WHEEL ASSEMBLY, FOP000103, RH SINGLE FLOATATION

REF NO.	PART NO.	DESCRIPTION	QTY. USED
1	F000007636	SPACER PLATE	3
2	Y18C-1032	CAP SCREW	4
3	219530	CAP SCREW	5
4	F000007756	PL, RH CHANNEL	1
5	WES0006250	STAR WASHER	10
6	199594W	NUT	10
7	F000008003	HUB AND SPINDLE 8 HOLE	1
7A	F000008001	. LUG BOLTS 9/16 NF	8
8	R13807958	CAP SCREW	1
9	F000007705	RH BRACE	1
10	221569W	CAP SCREW	1
11	239519	WASHER, FLAT	1
12	223587	NUT, ESNA	1
13	901467	FLOTATION TIRE & WHEEL	1
	F000008184	. WHEEL F/FLOTATION TIRE	1
	F000008028	. TIRE 15" 8-PLY FLOTATION	1



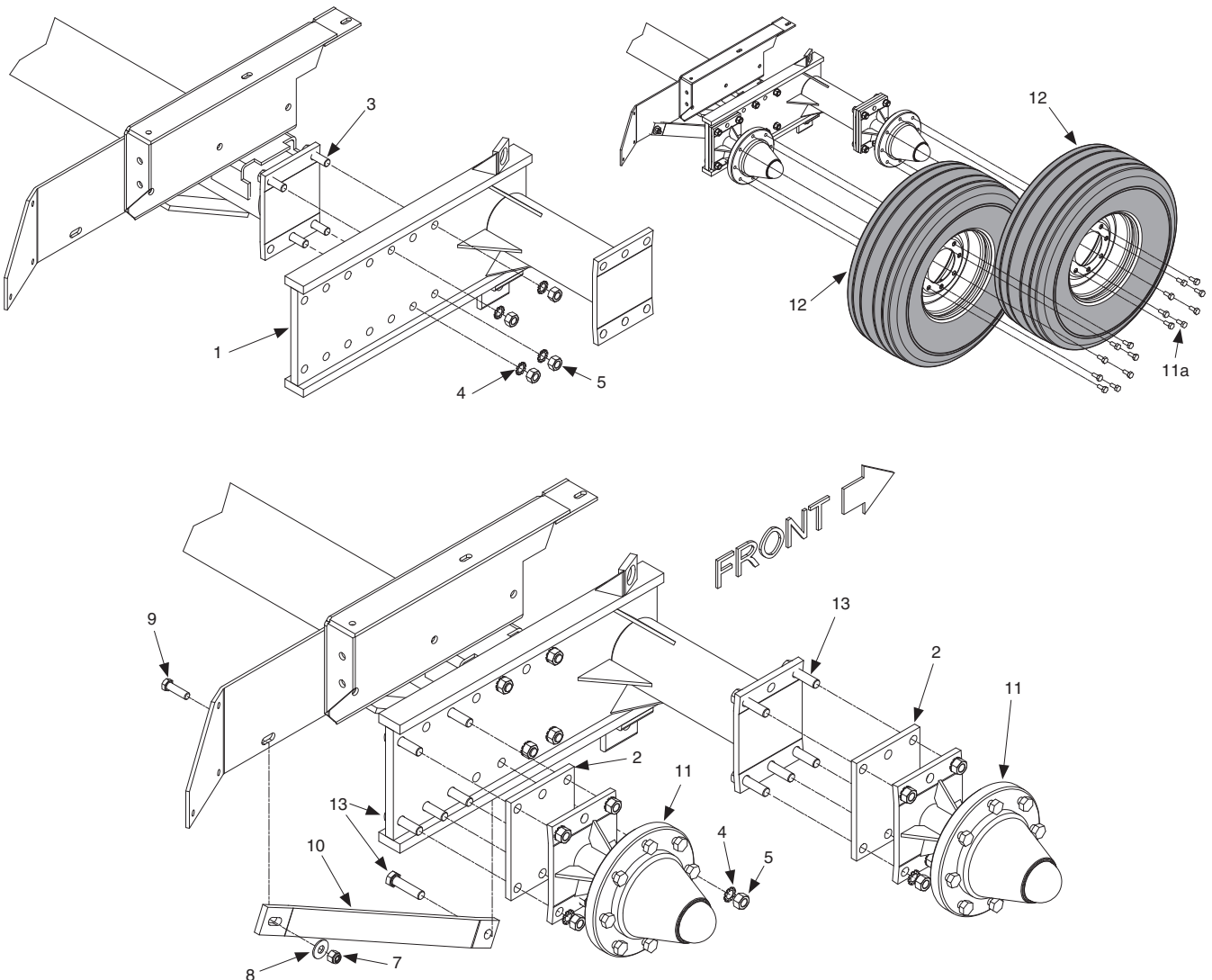
WHEEL ASSEMBLY, FOP000114, LH TANDEM FLOTATION

REF NO.	PART NO.	DESCRIPTION	QTY. USED
1	901620	TANDEM WHEEL PLATE	1
2	PLT0026966	SPACER PLATE 3/4"	1
3	901274	BAR, SPACER	1
4	219530	CAP SCREW	6
5	WES0006250	STAR WASHER	16
6	199594W	NUT	16
7	R13807958	CAP SCREW	10
8	F000007636	SPACER PLATE 1/2"	2
9	F000008003	HUB AND SPINDLE 8 HOLE	2
10	F000008001	. LUG BOLTS 9/16 UNF	16
11	R13809570	JAM NUT	2
12	NMS0007125	TRUSS ROD NUT	2
13	RD00708600	TRUSS ROD	1
14	901467	FLOTATION TIRE & WHEEL	2
	F000008184	. WHEEL F/FLOTATION TIRE	1
	F000008028	. TIRE 15 8-PLY FLOTATION	1



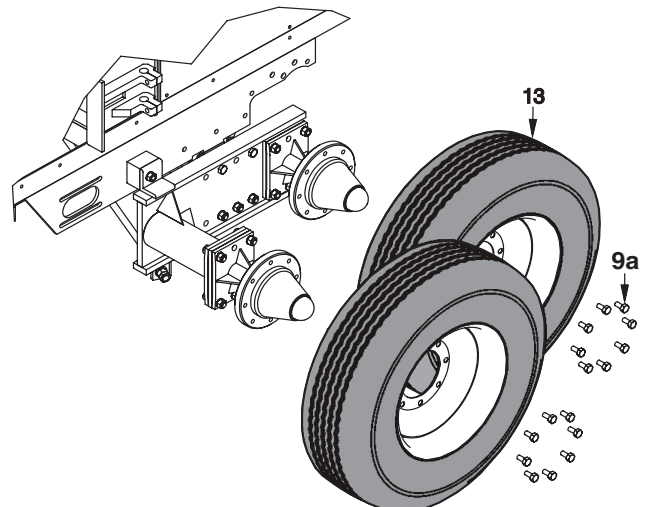
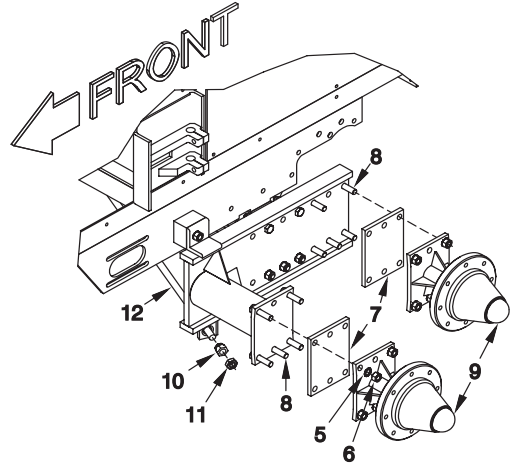
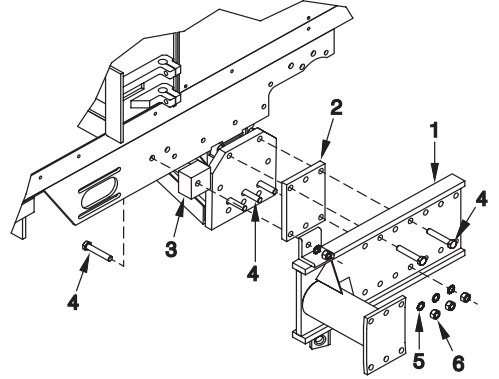
WHEEL ASSEMBLY, FOP000222, RH TANDEM FLOATATION

REF NO.	PART NO.	DESCRIPTION	QTY. USED
1	901620	TANDEM WHEEL PLATE	1
2	F00007636	SPACER PLATE	2
3	Y18C-1032	CAP SCREW	4
4	WES0006250	EXT. STAR WASHER	15
5	199594W	NUTF	15
7	223587	NUT, ESNA	1
8	239519	WASHER, FLAT	1
9	221569W	CAP SCREW	1
10	F00007705	RH BRACE	1
11	F00008003	HUB AND SPINDLE 8 HOLE	2
11A	F00008001	. LUG BOLTS 9/16 UNF	16
12	901467	TIRE & WHEEL ASSY	2
	F00008184	. WHEEL F/FLOTATION TIRE	1
	F00008028	. TIRE 15 8-PLY FLOTATION	1
13	R13807958	CAP SCREW	11



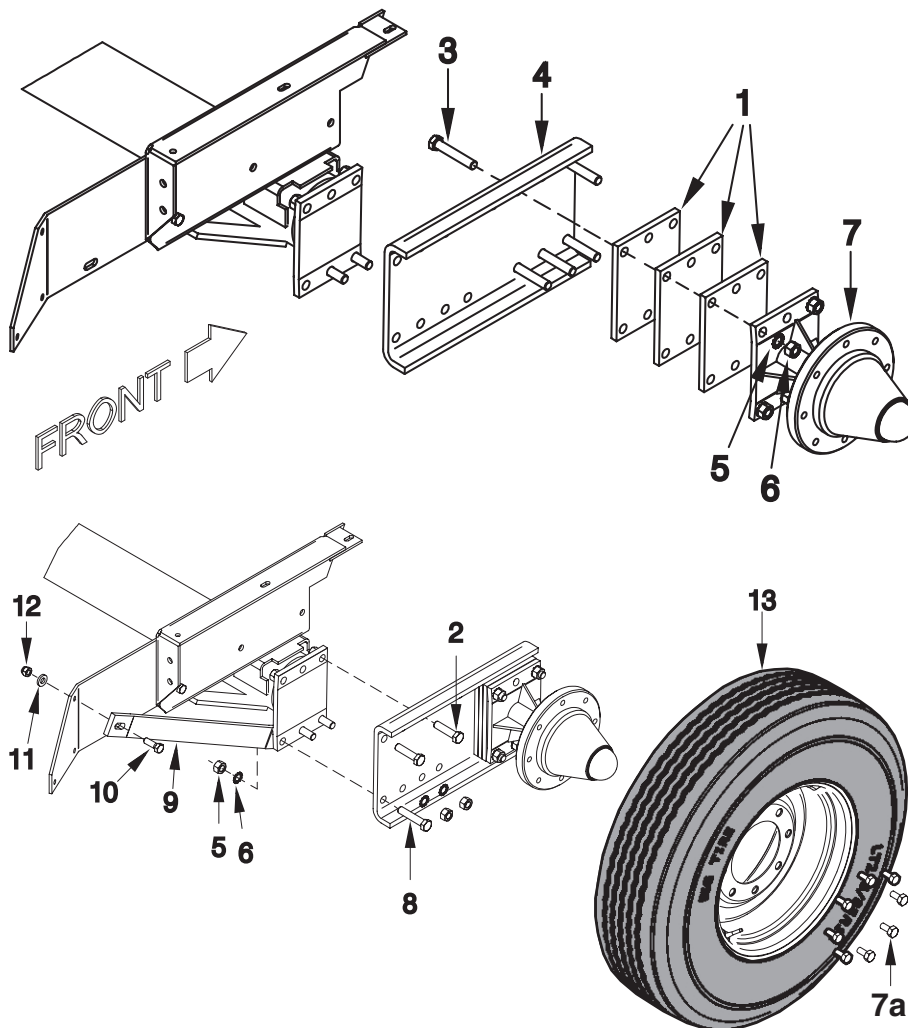
WHEEL ASSEMBLY, FOP000248, LH TANDEM HIGHWAY

REF NO.	PART NO.	DESCRIPTION	QTY. USED
1	901626	TANDEM WHEEL PLATE	1
2	PLT0026966	SPACER PLATE, 3/4"	1
3	901274	BAR, SPACER	1
4	219530	CAP SCREW	6
5	WES0006250	STAR WASHER	16
6	199594W	NUT	16
7	F000007636	SPACER PLATE, 1/2"	2
8	R13807958	CAP SCREW	10
9	F000008003	HUB AND SPINDLE 8 HOLE	2
9A	F000008001	. LUG BOLTS 9/16 NF	16
10	NMS0007125	TRUSS ROD NUT	2
11	R13809570	JAM NUT	2
12	RD00708600	ROD	1
13	TIR0000002	HIGHWAY TIRE & WHEEL ASSY	2
	WHL0106897	. WHEEL F/HIGHWAY TIRE	1
	TIR7501608	. HIGHWAY TIRE	1



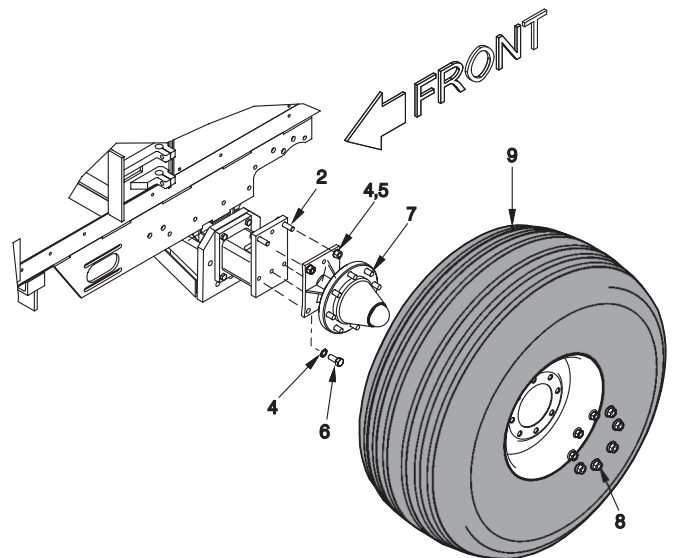
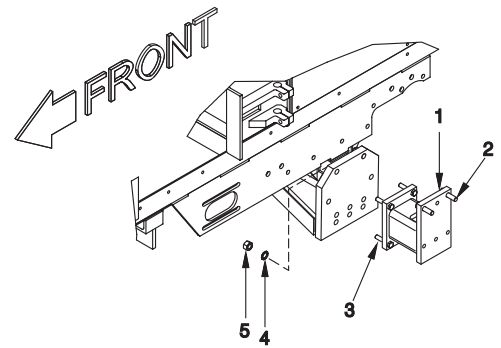
WHEEL ASSEMBLY, FOP000249, RH SINGLE HIGHWAY

REF NO.	PART NO.	DESCRIPTION	QTY. USED
1	F000007636	SPACER PLATE	3
2	Y18C-1032	CAP SCREW	4
3	219530	CAP SCREW	5
4	F000007756	PLATE, RH CHANNEL	1
5	WES0006250	STAR WASHER	10
6	199894W	NUT	10
7	F000008003	HUB AND SPINDLE 8 HOLE	1
7A	F000008001	. LUG BOLTS 9/16 UNF	8
8	R13807958	CAP SCREW	1
9	F000007705	RH BRACE	1
10	221569W	CAP SCREW	1
11	239519	WASHER, FLAT	1
12	223587	NUT, ESNA	1
13	TIR0000002	HIGHWAY TIRE & WHEEL ASSY	1
	WHL0106897	. WHEEL F/HIGHWAY TIRE	1
	TIR7501608	. HIGHWAY TIRE	1



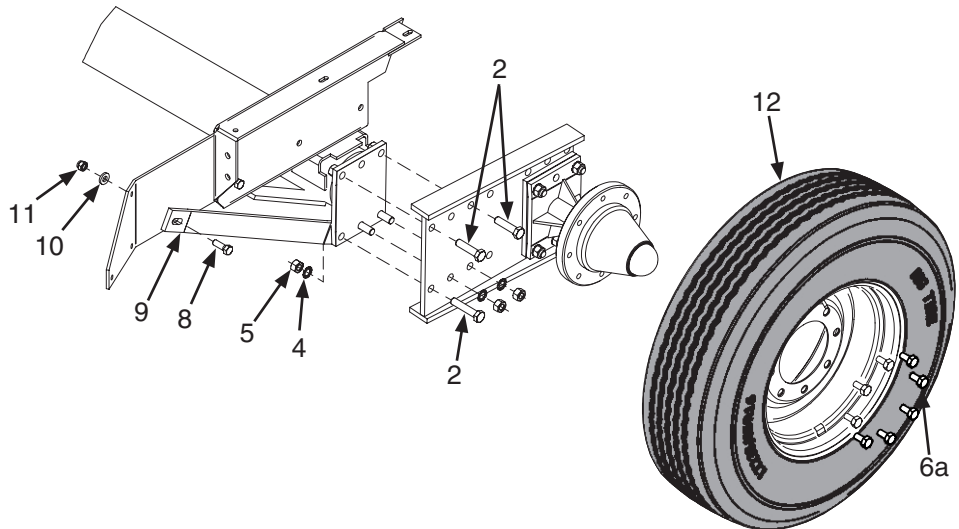
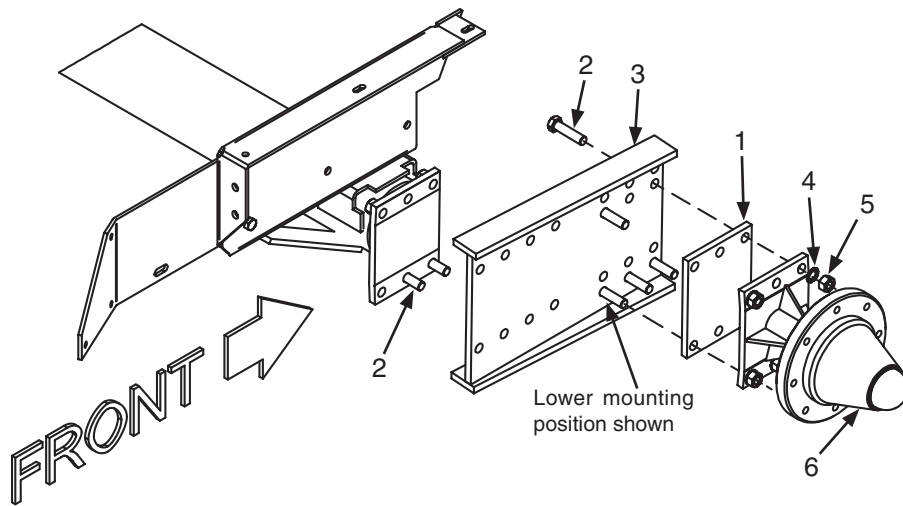
WHEEL ASSEMBLY, FOP000257, LH SINGLE FLOTATION

REF NO.	PART NO.	DESCRIPTION	QTY. USED
1	EXT0026922	AXLE EXTENSION ASSEMBLY	1
2	R13807958	CAP SCREW	2
3	R13806355	CAP SCREW	5
4	WES0006250	STAR WASHER	10
5	199594W	NUT	7
6	230831	CAP SCREW	3
7	SPN0287640	HUB AND SPINDLE	1
8	F000006763	. LUG NUT 5/8 UNF	8
9	WHL0000002	TIRE AND WHEEL	1
	TIR0165161	. TIRE	1
	WHL0108191	. WHEEL	2



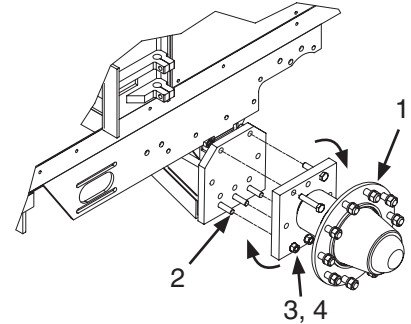
WHEEL ASSEMBLY, FOP000259, RH WALKING BEAM

REF NO.	PART NO.	DESCRIPTION	QTY. USED
1	F00007636	SPACER PLATE	1
2	R13807958	CAP SCREW	5
3	MNT0030914	WHEEL EXTENSION	1
4	WES0006250	STAR WASHER	10
5	199594W	NUT	10
6	F00008003	HUB AND SPINDLE 8 HOLE	1
6A	F00008001	. LUG BOLTS 9/16 UNF	16
8	F00007705	RH BRACE	10
9	221569W	CAP SCREW	10
10	239519	WASHER, FLAT	1
11	223587	NUT, ESNA	1
12	TIR0000002	HIGHWAY TIRE & WHEEL ASSY	2
	WHL0106897	. WHEEL F/HIGHWAY TIRE	1
	TIR7501608	. HIGHWAY TIRE	1

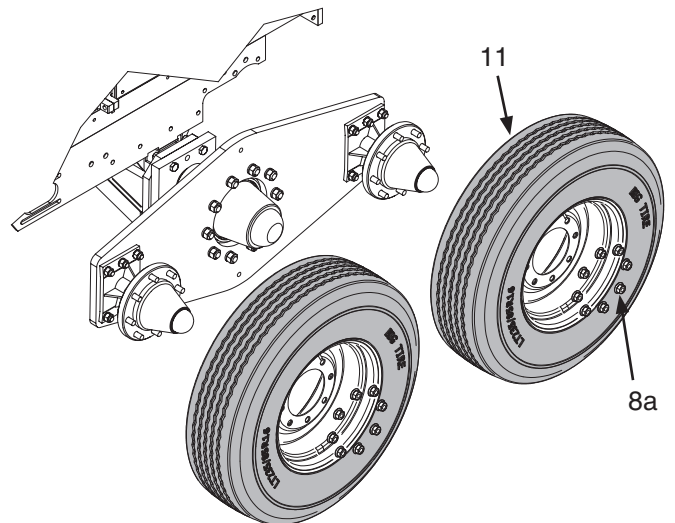
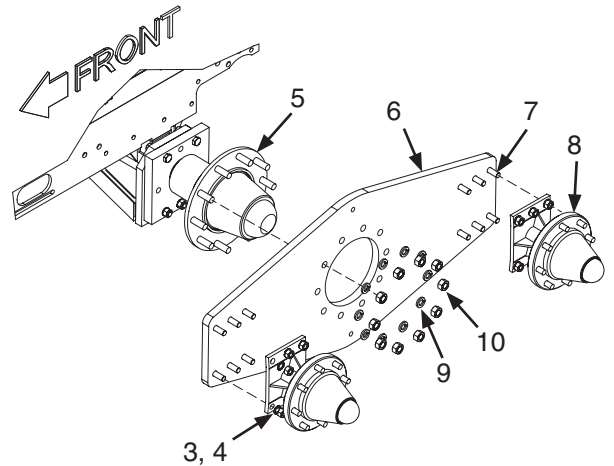


WHEEL ASSEMBLY, FOP0000259, RH WALKING BEAM

REF NO.	PART NO.	DESCRIPTION	QTY. USED
1	SPN1024150	HUB/SPINDLE WALKING BEAM	1
2	R13806355	CAP SCREW	7
3	199594W	NUT	19
4	WES0006250	STAR WASHER	19
5	STD1024150	RH STUD F/HUB1024150	10
6	PLT0029905	PL, WALKING BEAM	1
7	R13807958	CAP SCREW	12
8	SPN0287640	120" TRACKING SPINDLE	2
8A	F000006763	. LUG NUT 5/8 NF	16
9	200608	WASHER, LOCK	10
10	222463	NUT	10
11	TIR0000002	TIRE AND WHEEL HIGHWAY	2
	WHL0106897	. WHEEL F/HIGHWAY TIRE	1
	TIR7501608	. HIGHWAY TIRE	1

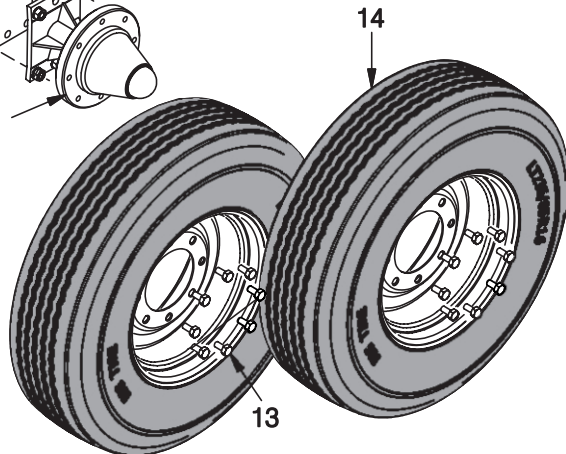
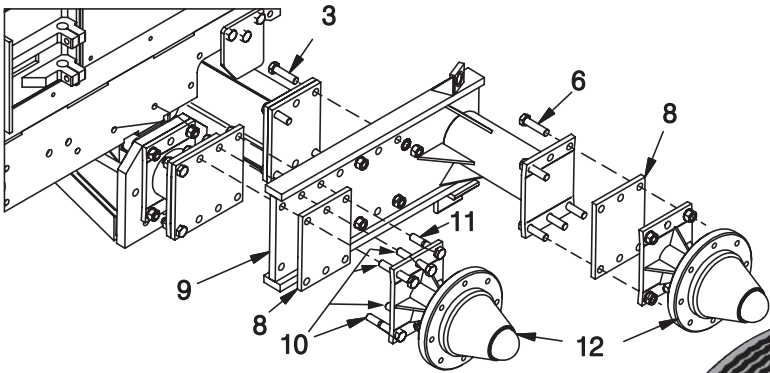
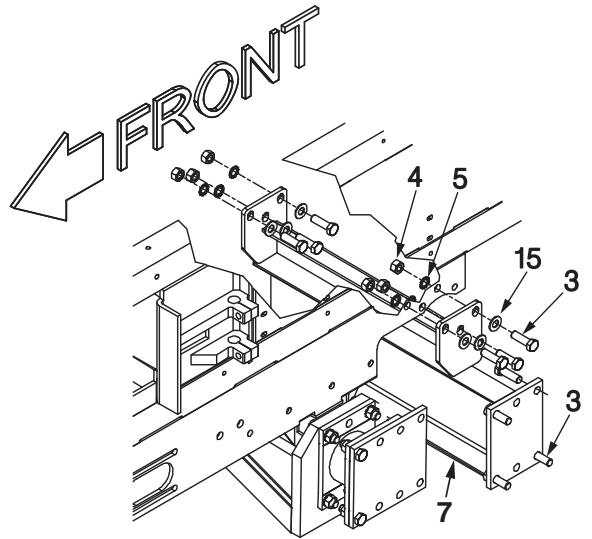
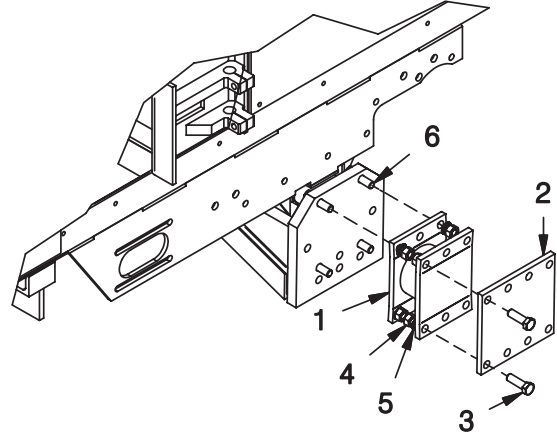


NOTE: Spindle Item 1 can be rotated to mount high or low. Make certain that the right and left spindle heights match.



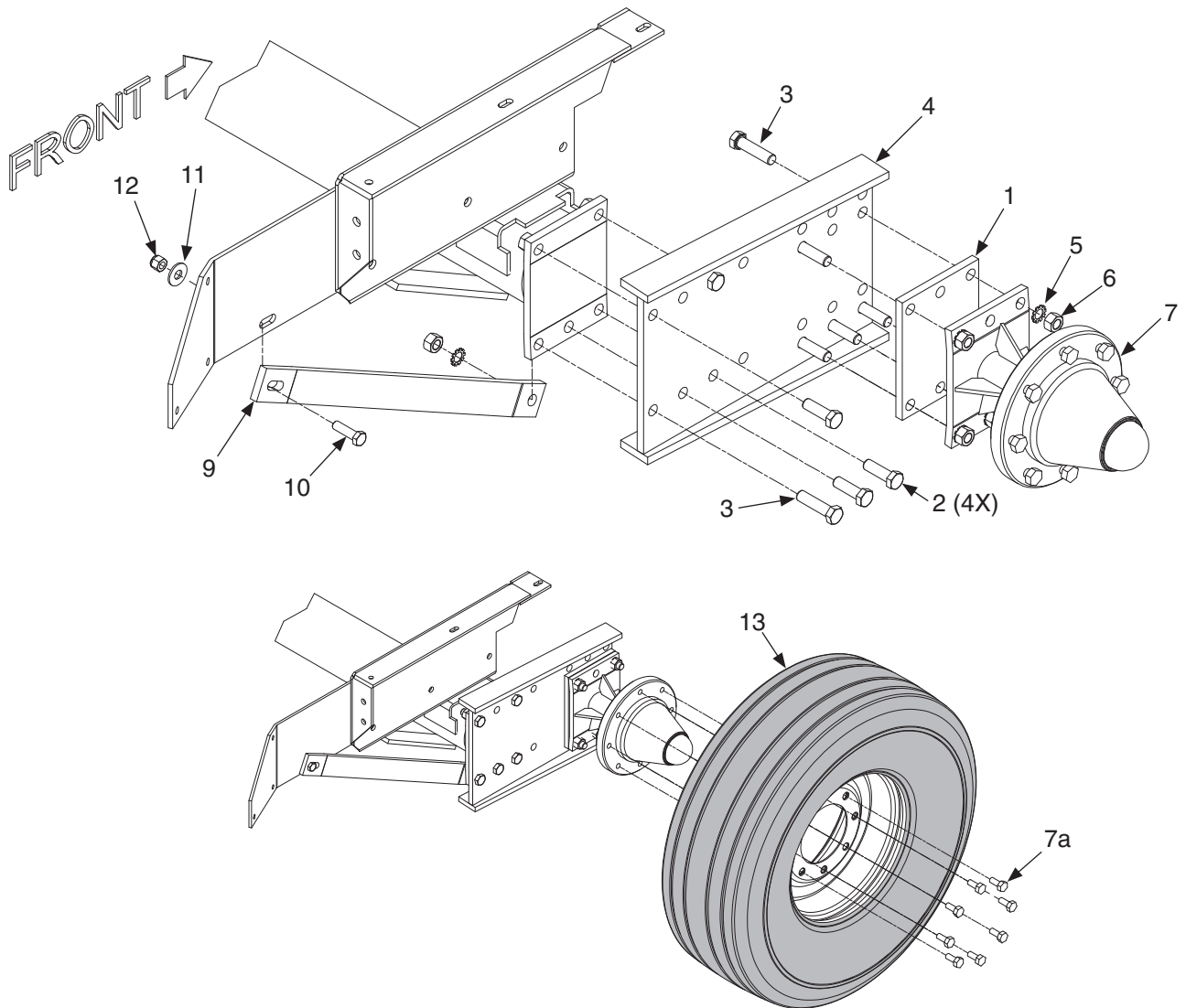
WHEEL ASSEMBLY, FOP0000262, LH TANDEM HIGHWAY (HYDRO PTO)

REF NO.	PART NO.	DESCRIPTION	QTY. USED
1	F000008182	EXTENSION	1
2	SPC0031139	SPACER	1
3	Y18C-1032	CAP SCREW	12
4	199594W	NUT	28
5	WES0006250	EXT. STAR WASHER	28
6	R13807958	CAP SCREW	10
7	SUP0031138	CHANNEL	1
8	F000007636	SPACER PLATE	2
9	901626	TANDEM WHEEL PLATE	1
10	221641W	CAP SCREW	4
11	221637W	CAP SCREW	2
12	F000008003	HUB/SPINDLE ASSY	2
13	F000008001	. LUG BOLT 9/16 UNF	16
14	TIR0000002	TIRE AND WHEEL HIGHWAY	2
	WHL0106897	. WHEEL F/HIGHWAY TIRE	1
	TIR7501608	. HIGHWAY TIRE	1
15	R13806873	HD WASHER	6



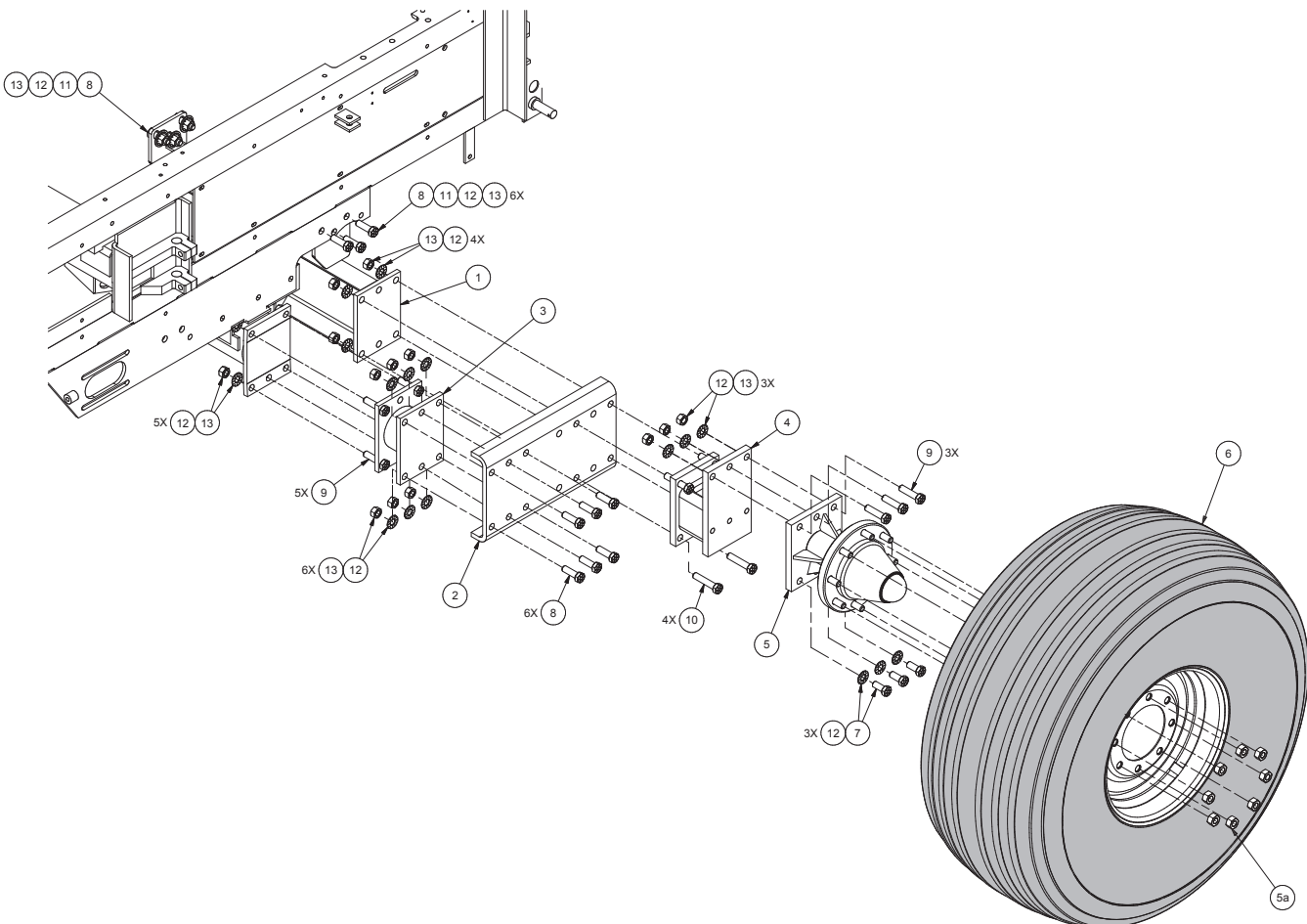
WHEEL ASSEMBLY, FOP0905142, RH SINGLE FLOTATION

REF NO.	PART NO.	DESCRIPTION	QTY. USED
1	F000007636	SPACER PLATE	1
2	Y18C-1032	CAP SCREW	4
3	R13807958	CAP SCREW	6
4	MNT0030914	EXTENSION PLATE, R.H. WHEEL	1
5	WES0006250	STAR WASHER	10
6	199594W	NUT	10
7	F000008003	HUB AND SPINDLE 8 HOLE	1
7A	F000008001	. LUG BOLTS 9/16 NF	8
9	F000007705	RH BRACE	1
10	221569W	CAP SCREW	1
11	239519	WASHER, FLAT	1
12	223587	NUT, ESNA	1
13	901467	FLOTATION TIRE & WHEEL	1
	F000008184	. WHEEL F/FLOTATION TIRE	1
	F000008028	. TIRE 15" 8-PLY FLOTATION	1



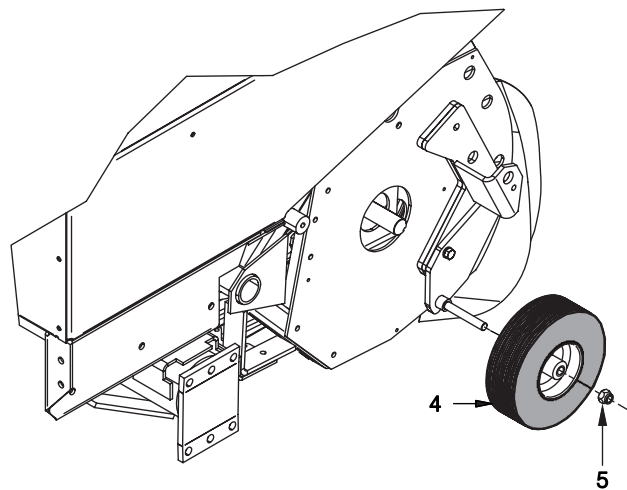
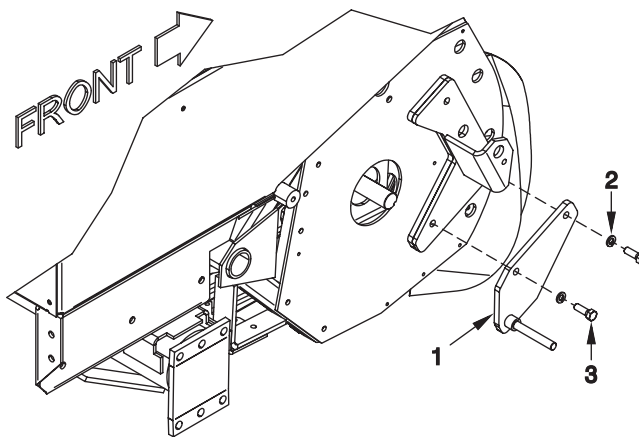
WHEEL ASSEMBLY, FOP0905262, LH SINGLE FLOTATION (HYDRO)

REF NO.	PART NO.	DESCRIPTION	QTY. USED
1	SUP0031138	CHANNEL	1
2	F000007756	WHEEL PLATE	1
3	F000008182	EXTENSION	1
4	905248	AXLE EXTENSION	1
5	SPN0287640	SPINDLE & HUB ASSEMBLY	1
5A	F000006763	. LUG NUT 5/8 UNF	8
6	WHL0000002	TIRE & WHEEL ASSEMBLY	1
7	230831	CAPSCREW	3
8	Y18C-1032	CAPSCREW	12
9	R13807958	CAPSCREW	8
10	R13806355	CAPSCREW	4
11	221775W	WASHER	6
12	WES0006250	EXT. STAR WASHER	27
13	199594W	HEX NUT	24

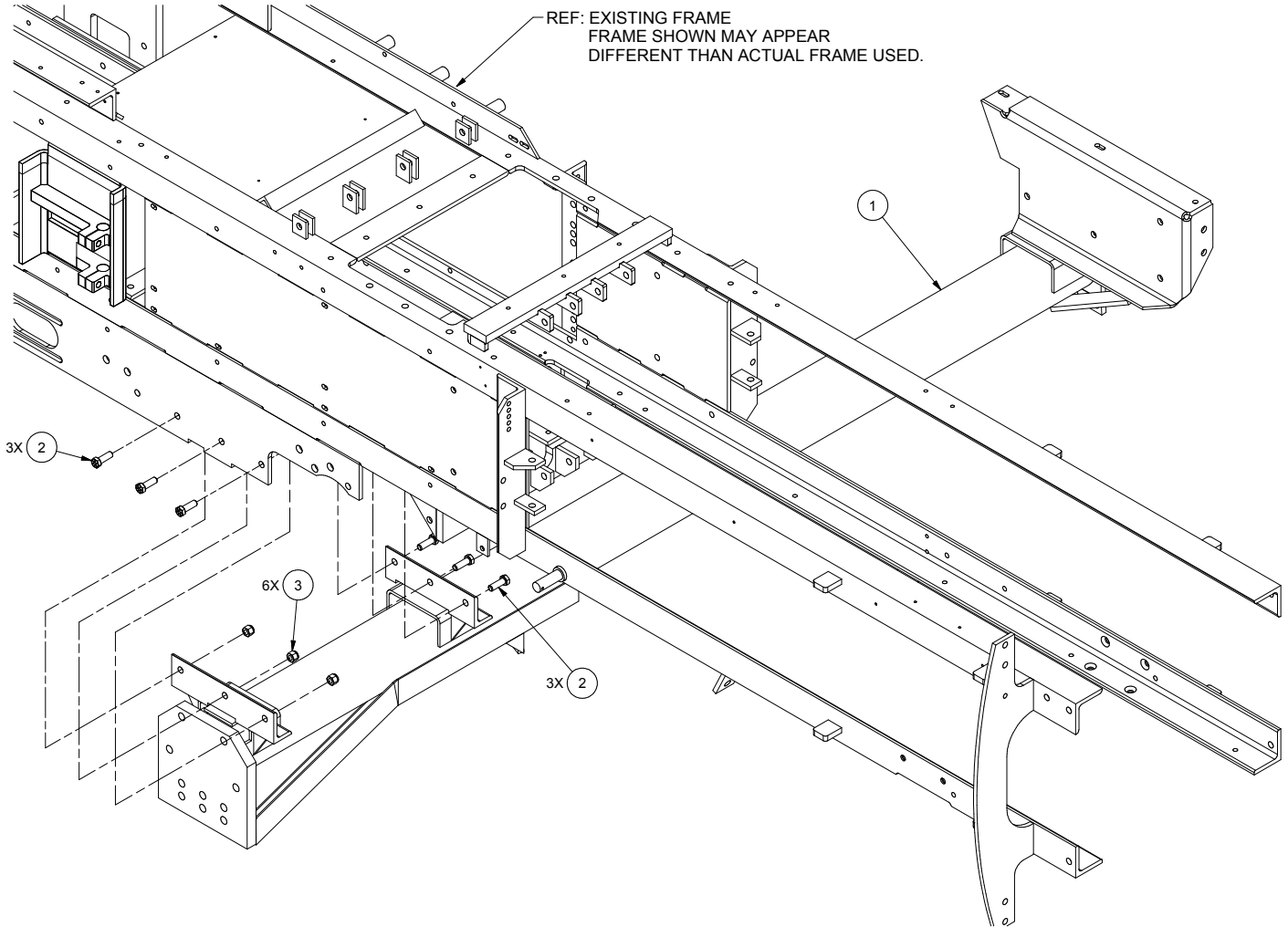


WHEEL ASSEMBLY, FOP0000162, PICKUP DEPTH WHEEL

REF NO.	PART NO.	DESCRIPTION	QTY. USED
1	BKT0021956	BRACKET	1
2	234665	WASHER, LOCK	2
3	200454W	CAP SCREW	2
4	WHL4103504	TIRE ASSY P/U DEPTH WHEEL	1
5	224121	NUT, ESNA	1



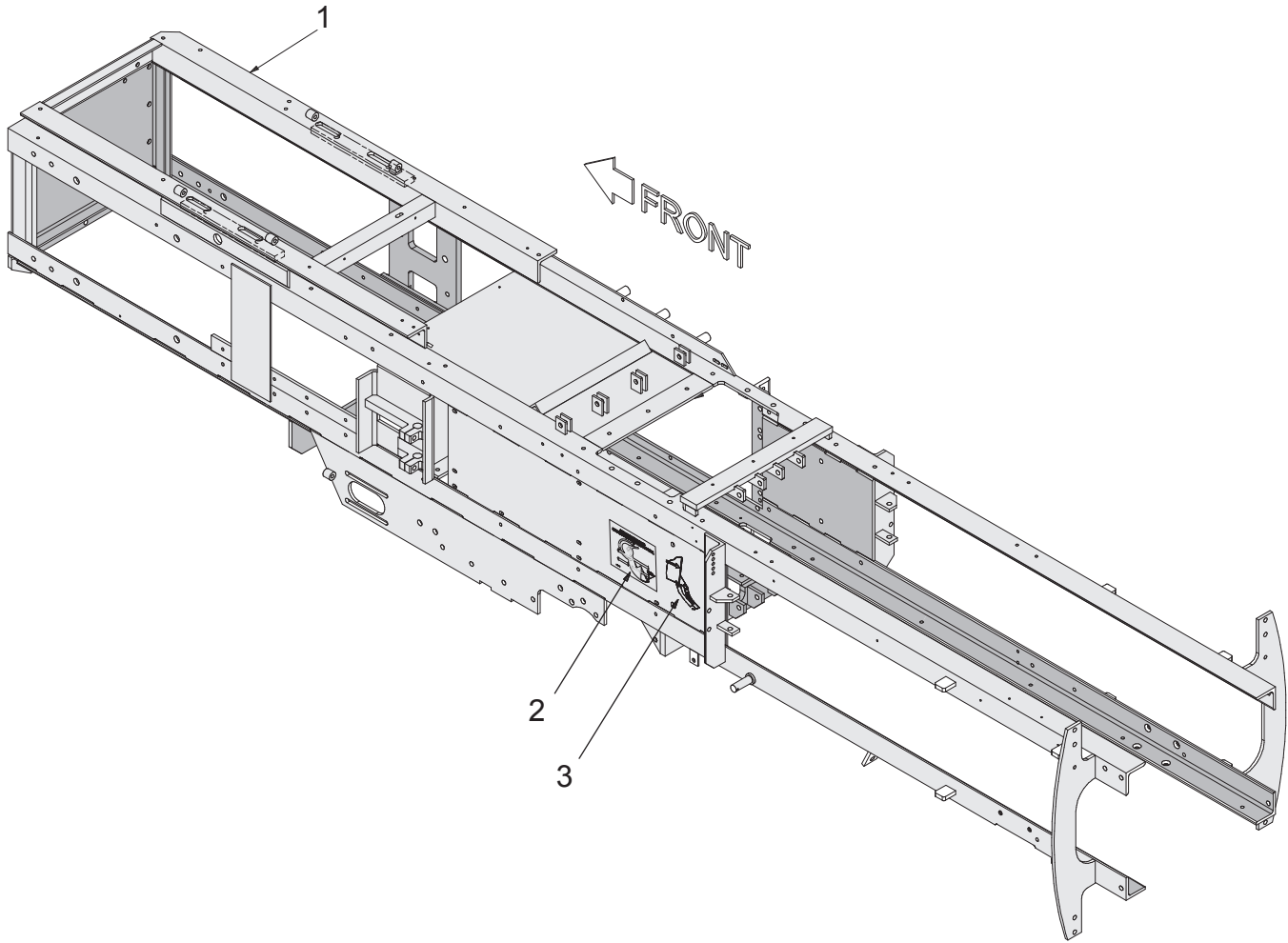
AXLE AND TANDEM WHEEL PLATE ASSEMBLIES



AXLE INSTALLATION, 3-TIE

REF NO.	PART NO.	DESCRIPTION	QTY. USED
	905843	AXLE INSTALLATION	
1	AXL0030902	. Axle Weldment	1
2	200454W	. Capscrew	6
3	223587	. Nut, Esna	6

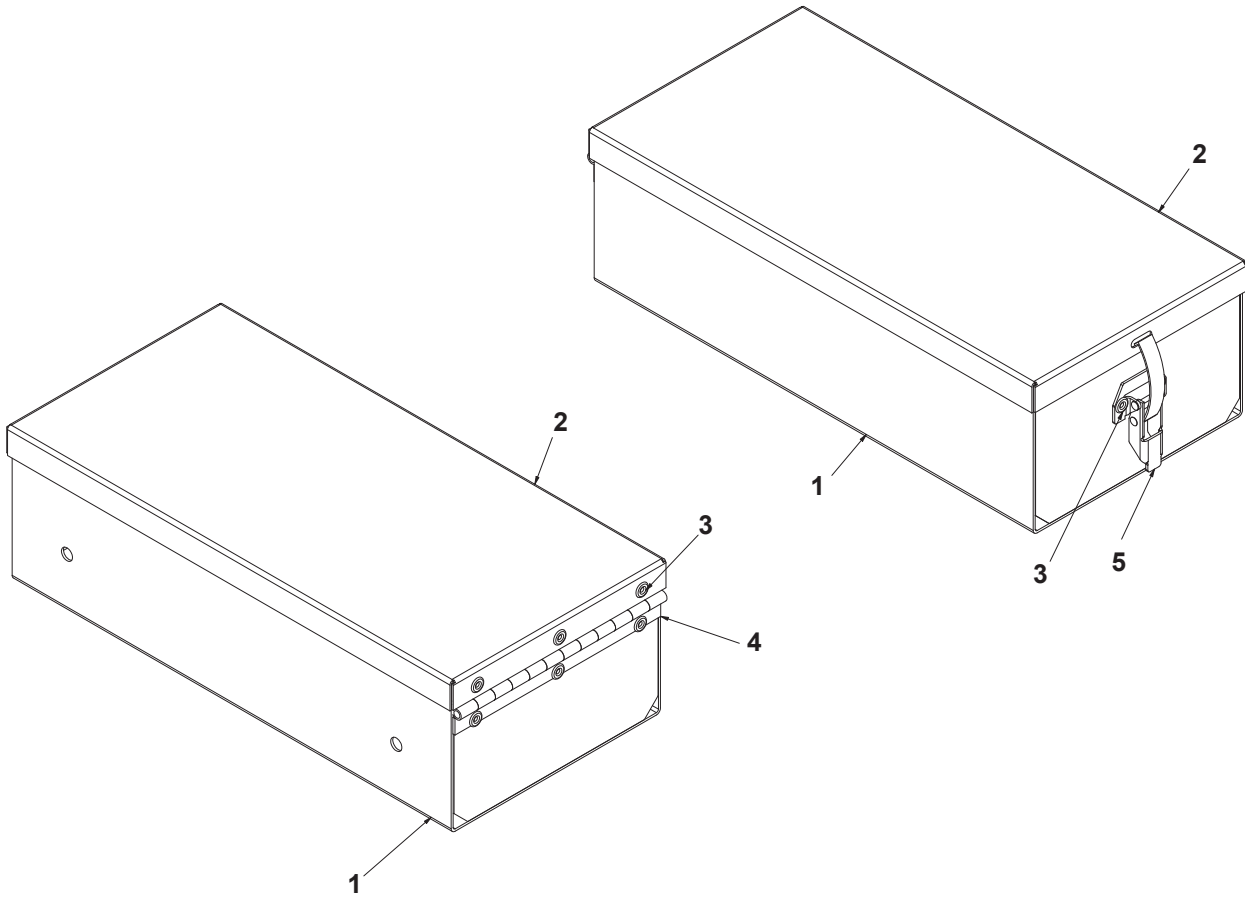
BALER FRAME



BALER FRAME

REF NO.	PART NO.	DESCRIPTION	QTY. USED
1	FRM037192E	FRAME 3 TIE 16" CHAMBER	1
2	FD00008193	DECAL; AVOID EQUIPMENT DAMAGE	1
3	FD00007126	DECAL - NEEDLE ADJUSTMENT	1

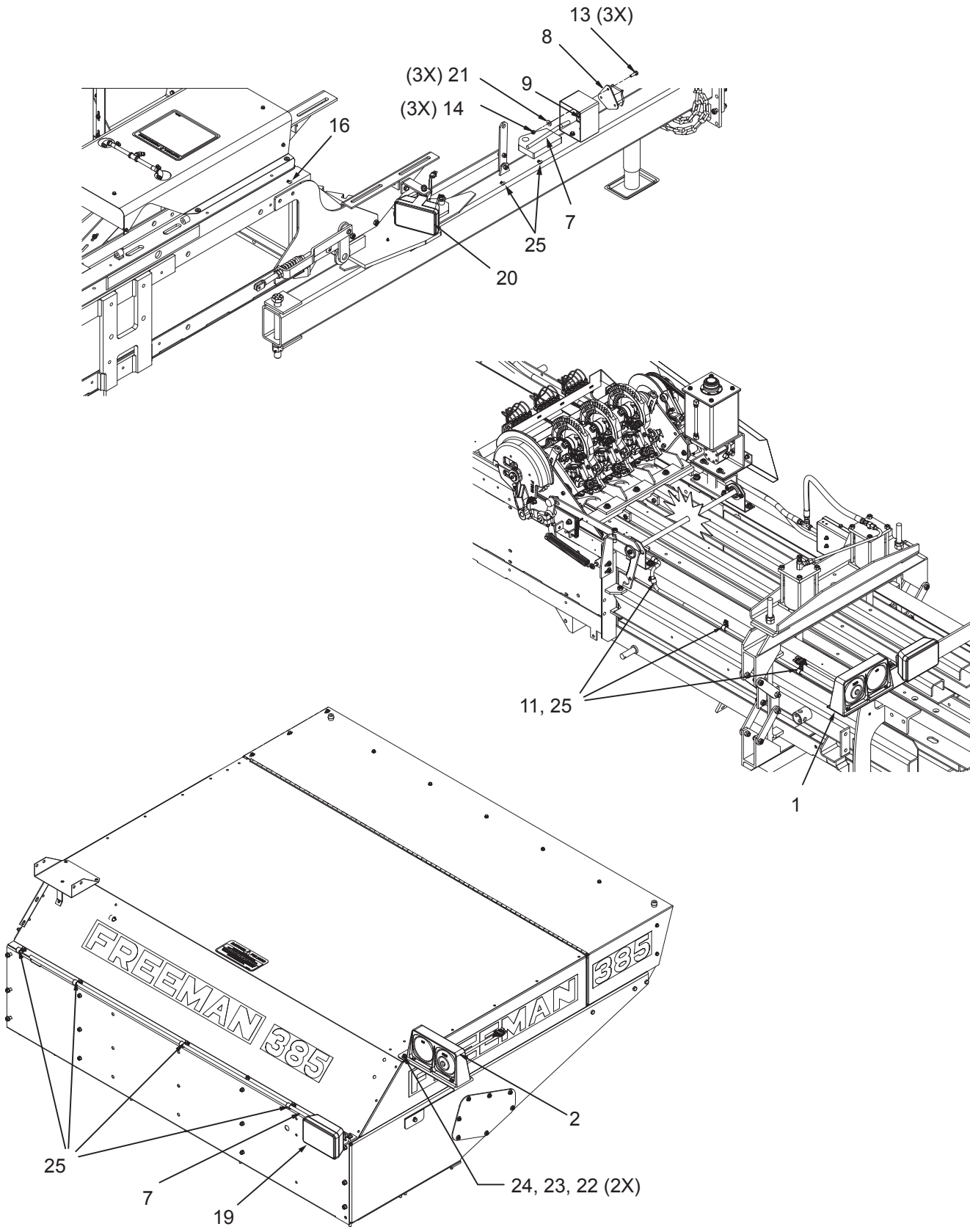
TOOL BOX



TOOL BOX

REF NO.	PART NO.	DESCRIPTION	QTY. USED
	BOX0007161	TOOLBOX ASSEMBLY	
1	BOX0007160	. BOTTOM SECTION TOOL BOX	1
2	BOX0007092	. PLATE, COVER	1
3	RIV0000108	. RIVET	8
4	HNG0007094	. HINGE	1
5	CLP0000130	. FASTENER , HOOK-TYPE	1

LIGHTS INSTALLATION ENGINE BALERS



LIGHTS INSTALLATION ENGINE BALERS

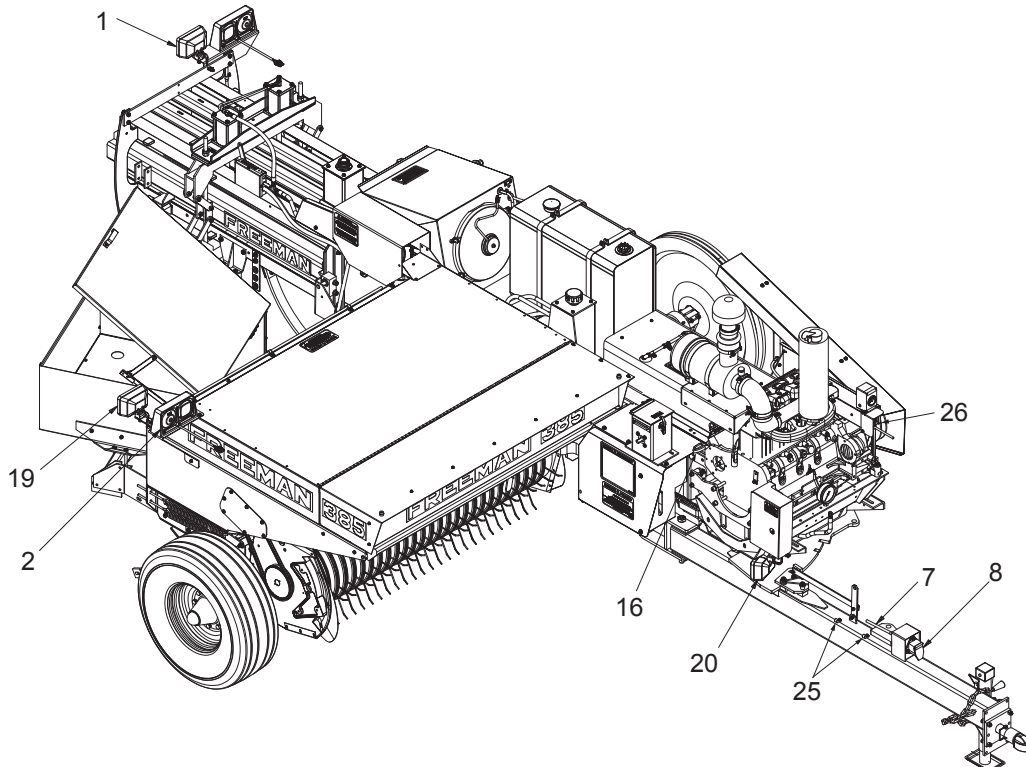
REF NO.	PART NO.	DESCRIPTION	QTY. USED
	LIT0000037	LIGHTS INSTALLATION	
1 *	902450	. LIGHTING ASSY, LH	1
2**	902449	. LIGHTING ASSY, RH	1
7	CBL1121702	. CABLE, CONNECTOR	1
8	SOK0012310	. SOCKET	1
9	SOK0000007	. BOOT	1
10	903581	. WIRE HARNESS	1
11	R13810989	. CAPSCREW	13
13	SMS0000184	. BOLT, WHIZ	3
14	232939	. NUT, ESNA	3
16	CLP0000123	. Clamp	1
19 A	902795	. WORK LIGHT SUB ASSY, RH	1
20 B	902796	. WORK LIGHT SUB ASSY, FNT	1
21	223428	. WASHER	3
22	R13802619	. WASHER	2
23	228412	. WASHER	2
24	228413	. NUT	2
25	209579	. CLIP, INSUL	13
26	227398	. CLAMP	1

* SEE PAGE 278

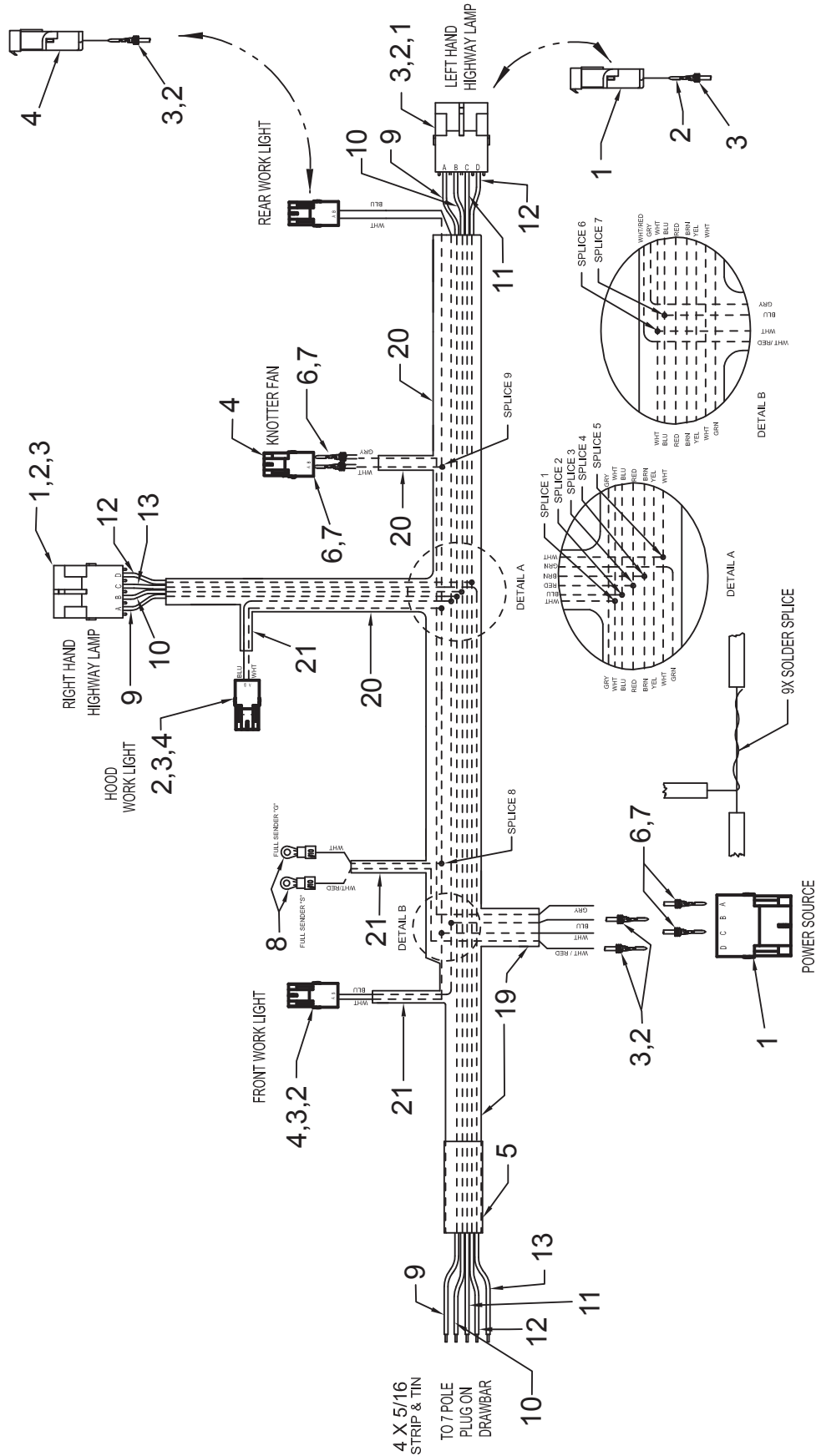
** SEE PAGE 276

A SEE PAGE 280

B SEE PAGE 282



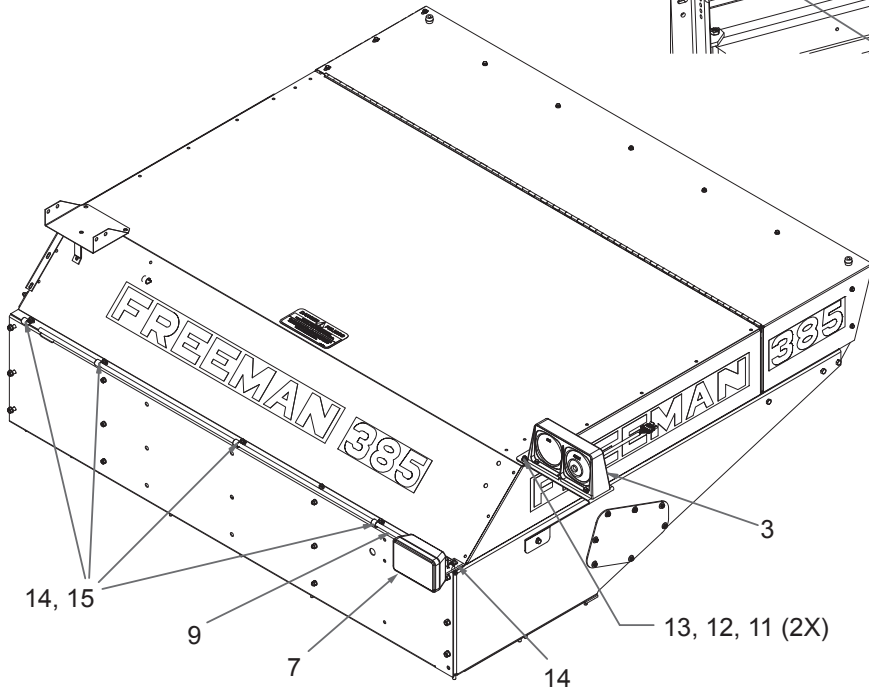
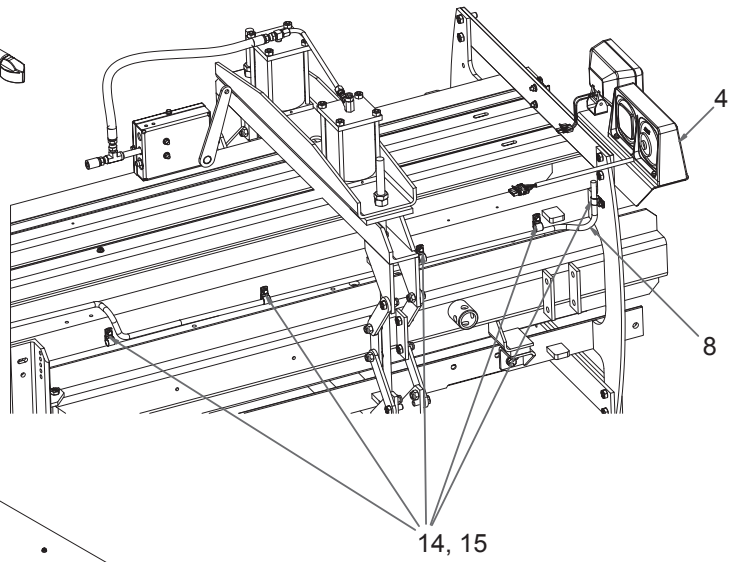
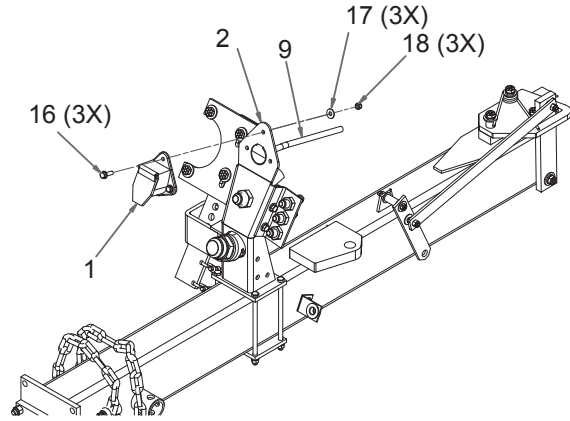
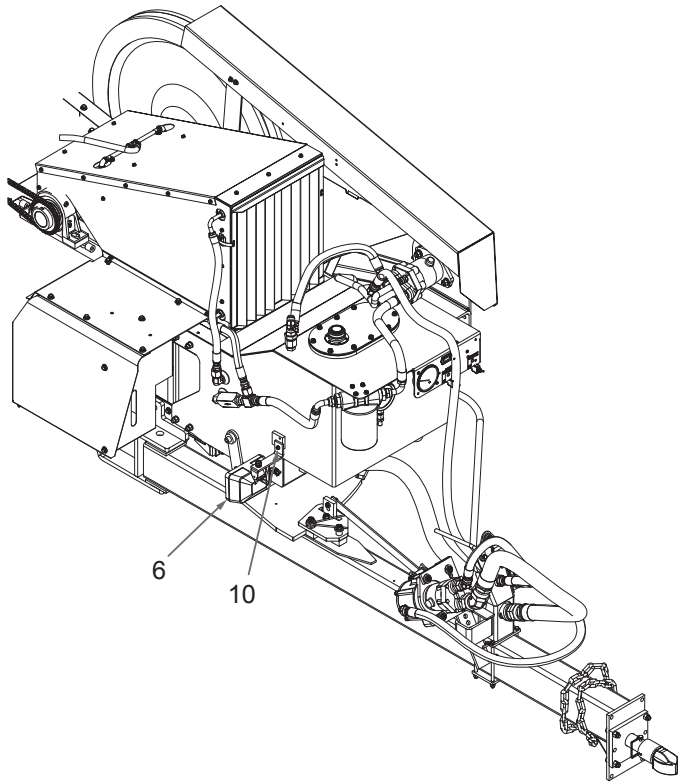
LIGHTS HARNESS ENGINE BALERS



LIGHTS HARNESS ENGINE BALERS

REF NO.	PART NO.	DESCRIPTION	QTY. USED
903581 WIRE HARNESS			
1	238155	. CONNECTOR, WIRE	3
2	R740866	. PIN, MALE	16
3	R740867	. SEAL, WIRE	16
4	R740885	. CONNECTOR, WIRE	4
5	TUB0007500	. TUBE, HEAT-SHRINK	1
6	R740865	. PIN, MALE	4
7	R740868	. SEAL, WIRE	4
8	TER0561022	. TERMINAL RING	8
9	219437	. WIRE	1
10	219355	. WIRE	1
11	219388	. WIRE	1
12	219412	. WIRE	1
13	237628	. WIRE	1
14	219405	. WIRE	1
15	219414	. WIRE	1
16	219400	. WIRE	1
17	219434	. WIRE	1
18	WIR0016060	. WIRE	1
19	246109	. LOOM, SLIT	1
20	246108	. LOOM, SPLIT	1
21	AO00000256	. LOOM, SPLIT	1
22	AO00000636	. LOOM, SPLIT	1

LIGHTS INSTALLATION HYDRO BALERS



LIGHTS INSTALLATION HYDRO BALERS

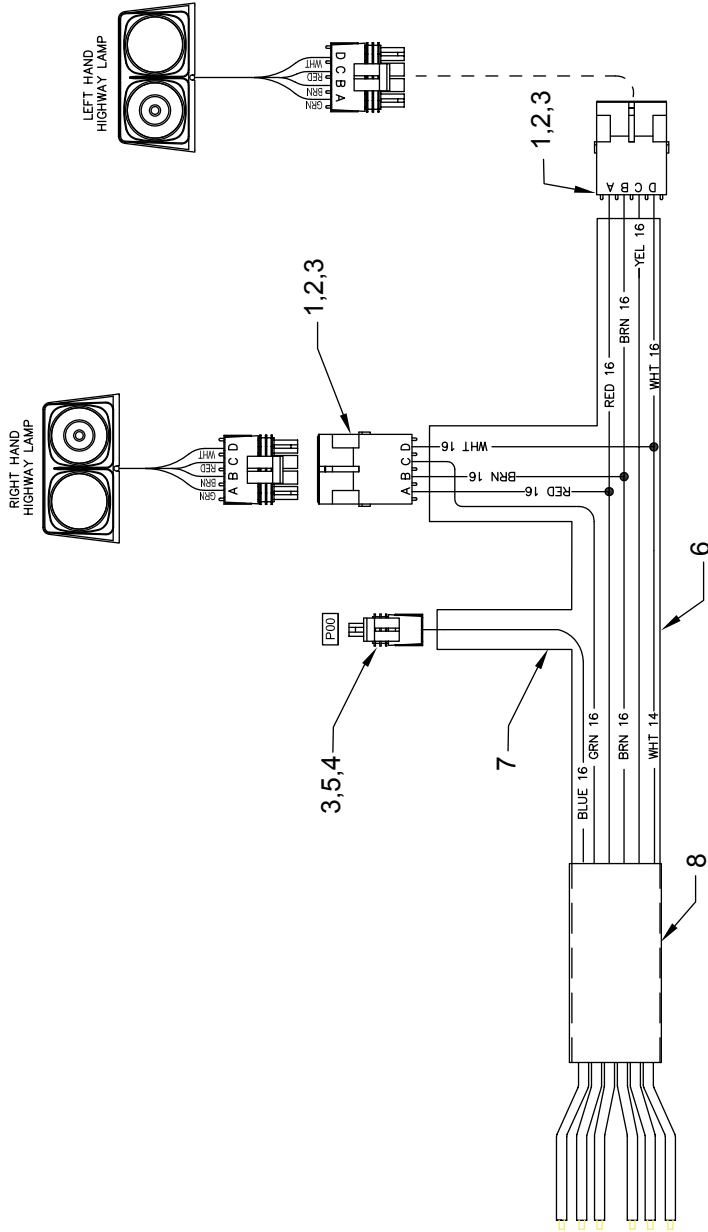
REF NO.	PART NO.	DESCRIPTION	QTY. USED
	902990	Lights Installation	
1	SOK0012310	. SOCKET	1
2	SOK0000007	. BOOT	1
3 *	902449	. LIGHT ASSY, RH	1
4**	902450	. LIGHT ASSY, LH	1
6	902796	. WORK LIGHT SUB ASSY, FNT	1
7	902795	. WORK LIGHT SUB ASSY, RH	1
8***	904057	. WIRE HARNESS, HWY LIGHTS	1
9	CBL1121702	. CABLE, CONNECTOR	1
10	R13810993	. CAPSCREW	1
11	R13802619	. WASHER	2
12	228412	. WASHER	2
13	228413	. NET	2
14	CLP0000123	. CLAMP	10
15	R13810989	. CAPSCREW	9
16	SMS0000184	. BOLT, WHIZ	3
17	223428	. WASHER	3
18	232939	. NUT, ESNA	

* SEE PAGE 276

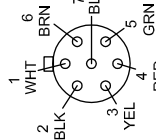
** SEE PAGE 278

*** SEE PAGE 274

LIGHTS HARNESS HYDRO BALERS



7 WIRE CABLE
TO TRACTOR



TO 7 POLE PLUG
ON DRAWBAR

6X 5/16"

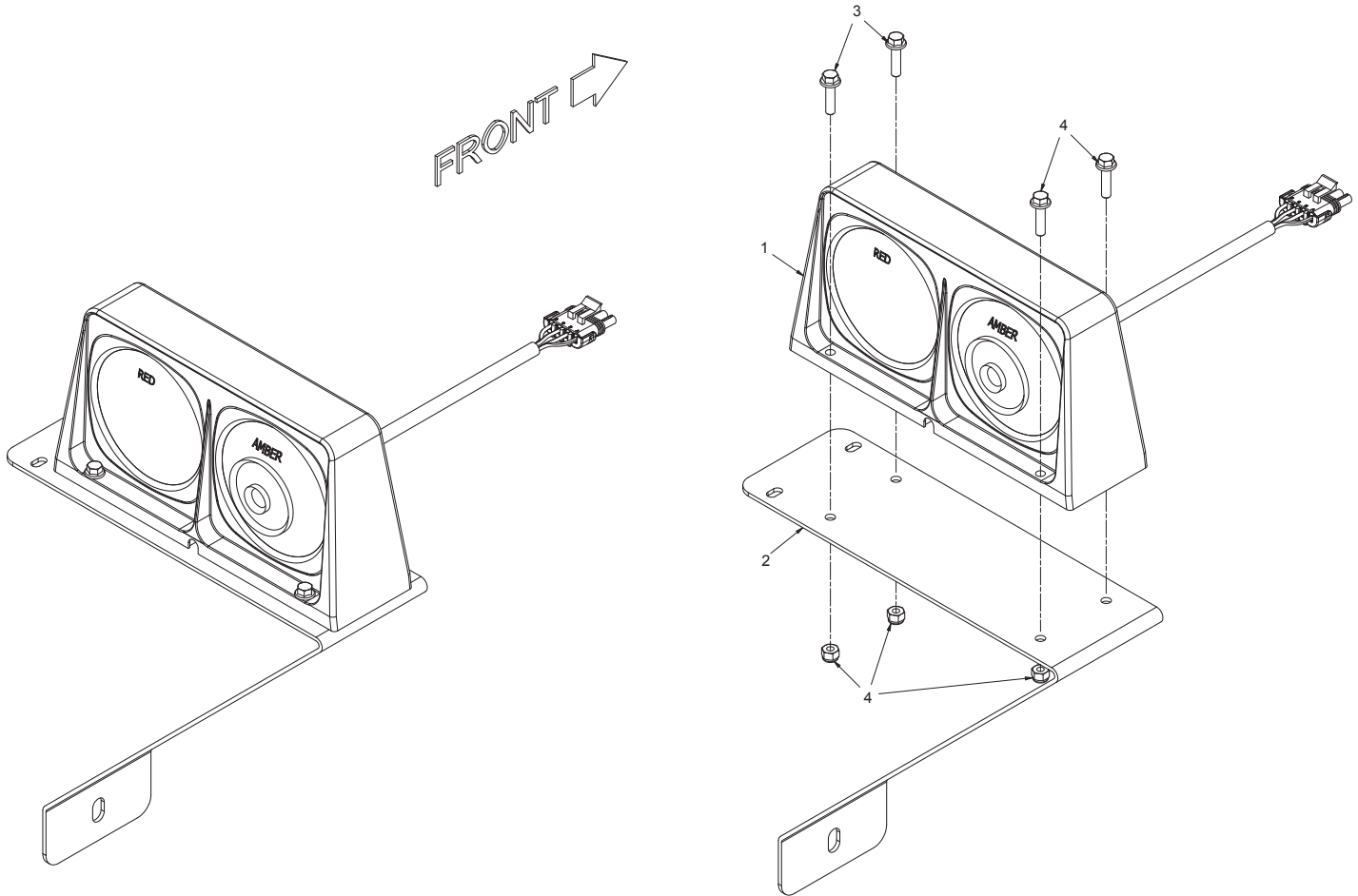
STRIP & TIN

PIN	WIRE	FUNCTION
1	WHT 16	GROUND
5	GRN 16	RIGHT TURN
7	BLU 12	+12V
3	YEL 16	LEFT TURN
6	BRN 16	TAIL LIGHTS
4	RED 16	BRAKE LIGHTS

LIGHTS HARNESS HYDRO BALERS

REF NO.	PART NO.	DESCRIPTION	QTY. USED
	904057	WIRE HARNESS,HWY LIGHTS HYDRO	
1	238155	. CONNECTOR, WIRE	2
2	R740866	. PIN, MALE	8
3	R740867	. SEAL, WIRE	9
4	R740880	. CONNECTOR, WIRE	1
5	R740874	. PIN, FEMALE	1
6	246109	. LOOM, SLIT	1
7	AO00000255	. LOOM, SPLIT	1
8	TUB0007500	. TUBE, HEAT-SHRINK	1
9	237627	. WIRE	1
10	237628	. WIRE	1
11	219437	. WIRE	1
12	219355	. WIRE	1
13	219388	. WIRE	1
14	219412	. WIRE	1
15	219414	. WIRE	1

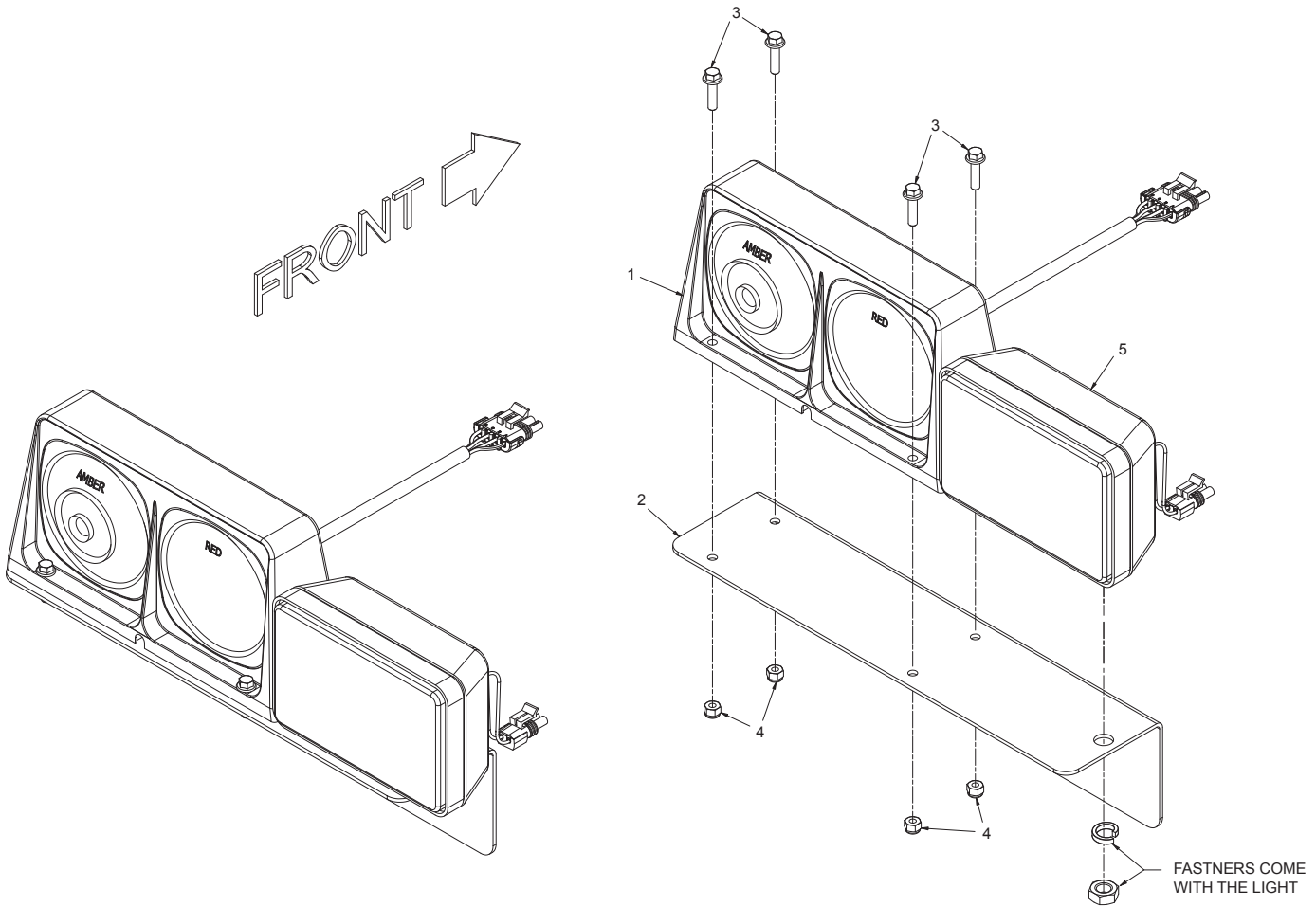
LIGHTS ASSEMBLY - RIGHT HAND



LIGHTS ASSEMBLY - RIGHT HAND

REF NO.	PART NO.	DESCRIPTION	QTY. USED
	902449 LIGHT ASSEMBLY,RH		
1	LIT037164B	. RH HIGHWAY LIGHT ASSEMBLY	1
2	BKT037149B	. BRACKET,RH REAR	1
3	SMS0000305	. BOLT, WHIZ	4
4	235620	. NUT, ESNA	4

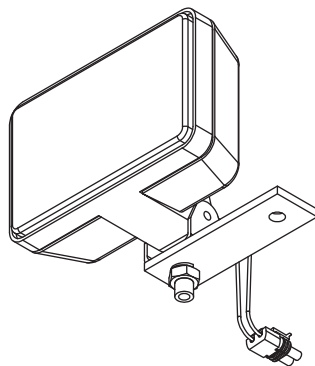
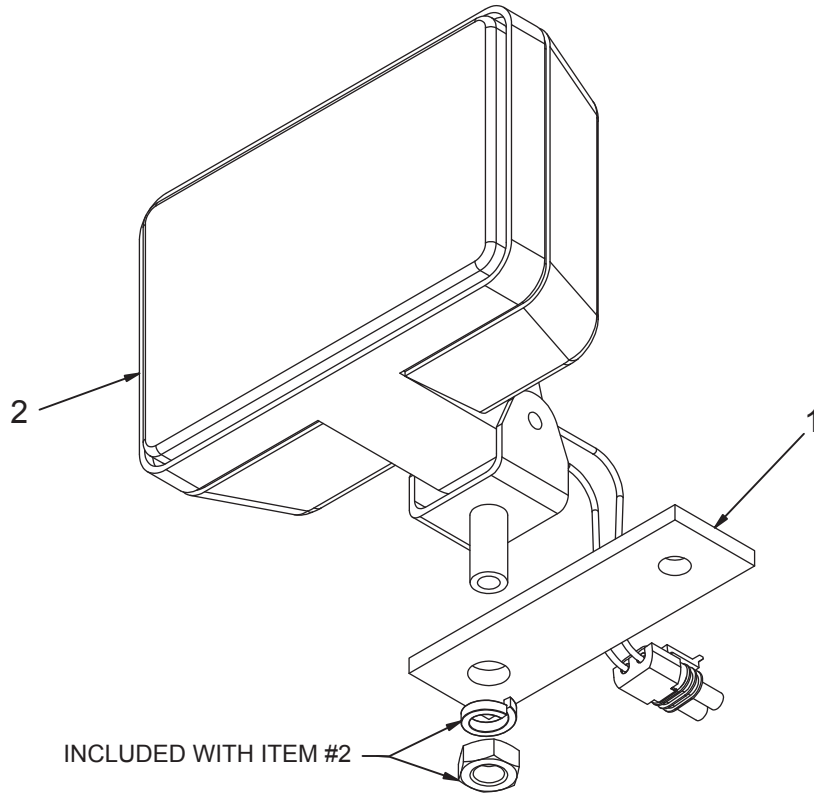
LIGHTS ASSEMBLY - LEFT HAND



LIGHTS ASSEMBLY - LEFT HAND

REF NO.	PART NO.	DESCRIPTION	QTY. USED
	902450 LIGHT ASSEMBLY, LH		
1	LIT037163B	. LH HIGHWAY LIGHT ASSEMBLY	1
2	BKT037152B	. BRACKET,LH	1
3	SMS0000305	. BOLT, WHIZ	4
4	235620	. NUT, ESNA	4
5	901521	. LIGHT ASSEMBLY,WORK	1

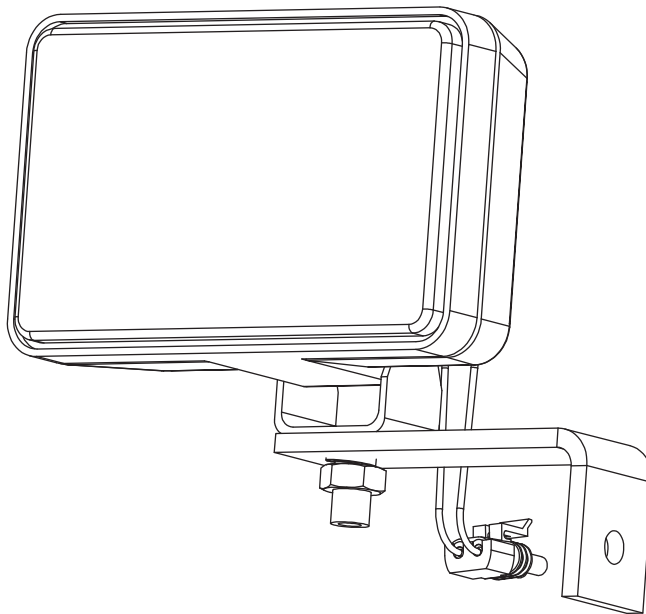
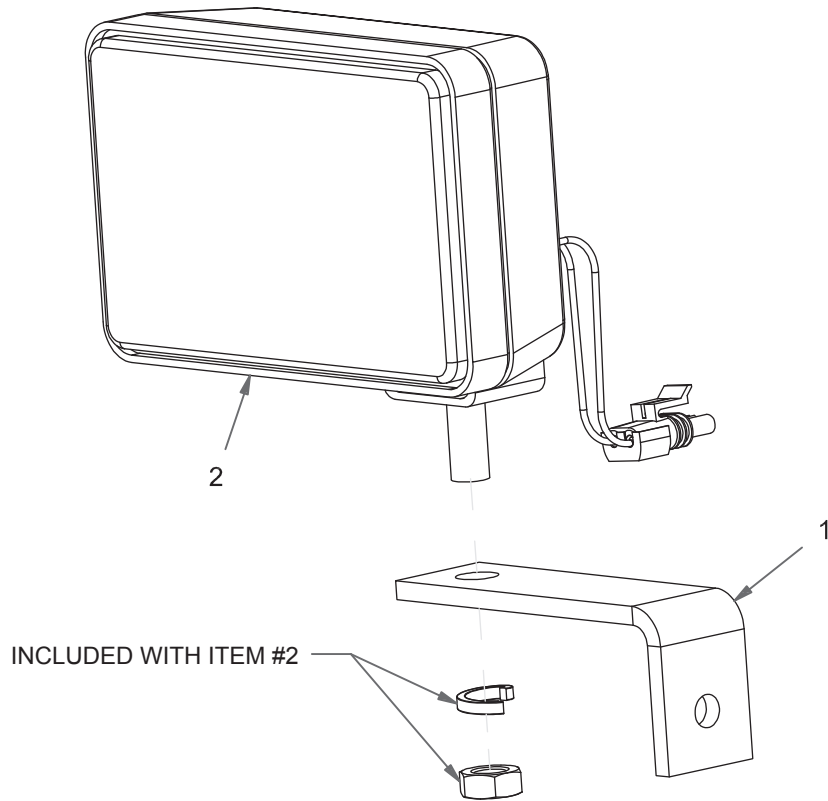
LIGHT ASSEMBLY - WORK - RH HYDRO & ENGINE



LIGHT ASSEMBLY - WORK - RH HYDRO & ENGINE

REF NO.	PART NO.	DESCRIPTION	QTY. USED
	902795	WORK LIGHT SUB ASSEMBLY,RH	
1	F000008062	. BRACKET	1
2	901521	. LIGHT ASSEMBLY,WORK	1

LIGHT ASSEMBLY - WORK - FRONT HYDRO & ENGINE



LIGHT ASSEMBLY - WORK - LH FRONT HYDRO & ENGINE

REF NO.	PART NO.	DESCRIPTION	QTY. USED
	902796	WORK LIGHT SUB ASSEMBLY,LH	
1	F000006577	. BRACKET	1
2	901521	. LIGHT ASSEMBLY,WORK	1

ELECTRICAL INSTALLATION (ENGINE BALER)



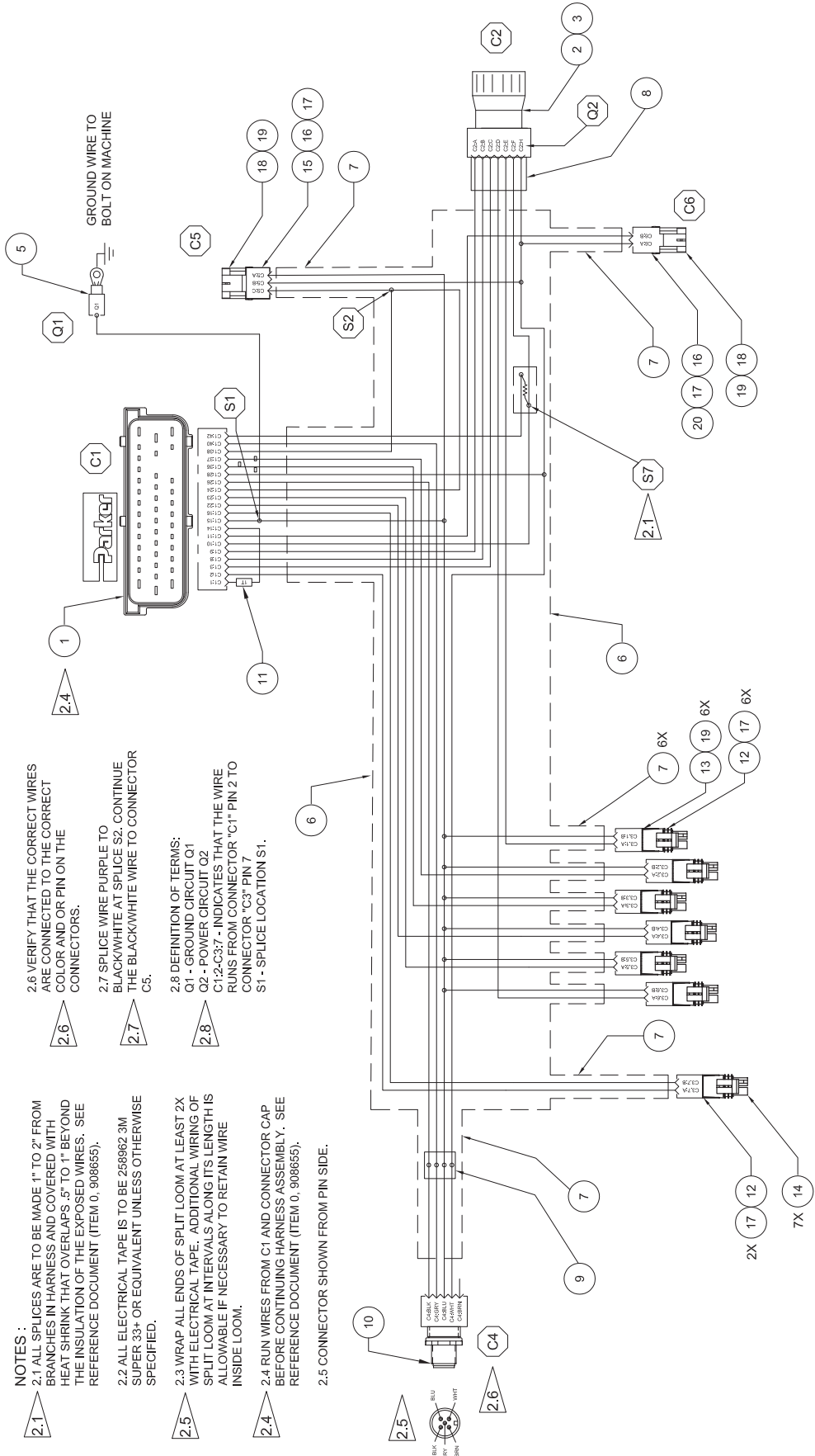
ELECTRICAL INSTALLATION (ENGINE BALER)

REF NO.	PART NO.	DESCRIPTION	QTY. USED
	902855	ELECTRICAL INSTALLATION	
4	903158	. SENSOR ASSEMBLY, BULLGEAR	1
5 *	903218	. SWITCH ASSEMBLY, PROX	1
6	MNT036623A	. PLATE, MOUNTING	1
7	CIP6651501	. BATTERY HOLD DOWN	1
8	BAT0000038	. TERMINAL, POSITIVE	1
9	252639	. CABLE, F/IN CAB MONITOR	1
11	903682	. WIRE HARNESS, IQAN	1
14	BAT0277000	. BATTERY-12V	1
15**	903470	. REMOTE ASSY, ICM (PROGRAMED)	1
19	254837	. MODULE, EXPANSION	1

* SEE PAGE 292

** SEE PAGE 294

WIRE HARNESS ICM-XA2 MODULE



- NOTES :**
- 2.1 ALL SPLICES ARE TO BE MADE 1" TO 2" FROM BRANCHES IN HARNESS AND COVERED WITH HEAT SHRINK THAT OVERLAPS .5" TO 1" BEYOND THE INSULATION OF THE EXPOSED WIRES. SEE REFERENCE DOCUMENT (ITEM 0, 908655).
 - 2.2 ALL ELECTRICAL TAPE IS TO BE 258962 3M SUPER 33+ OR EQUIVALENT UNLESS OTHERWISE SPECIFIED.
 - 2.3 WRAP ALL ENDS OF SPLIT LOOM AT LEAST 2X WITH ELECTRICAL TAPE. ADDITIONAL WIRING OF SPLIT LOOM AT INTERVALS ALONG ITS LENGTH IS ALLOWABLE IF NECESSARY TO RETAIN WIRE INSIDE LOOM.
 - 2.4 RUN WIRES FROM C1 AND CONNECTOR CAP BEFORE CONTINUING HARNESS ASSEMBLY. SEE REFERENCE DOCUMENT (ITEM 0, 908655).
 - 2.5 CONNECTOR SHOWN FROM PIN SIDE.
 - 2.6 VERIFY THAT THE CORRECT WIRES ARE CONNECTED TO THE CORRECT COLOR AND OR PIN ON THE CONNECTORS.
 - 2.7 SPLICE WIRE PURPLE TO BLACK/WHITE AT SPLICE S2. CONTINUE THE BLACK/WHITE WIRE TO CONNECTOR C5.
 - 2.8 DEFINITION OF TERMS:
 O1 - GROUND CIRCUIT O1
 Q2 - POWER CIRCUIT Q2
 C1:2-C3:7 - INDICATES THAT THE WIRE RUNS FROM CONNECTOR "C1" PIN 2 TO CONNECTOR "C3" PIN 7
 S1 - SPLICE LOCATION S1.

WIRE HARNESS ICM-XA2 MODULE

Page 2 of 2

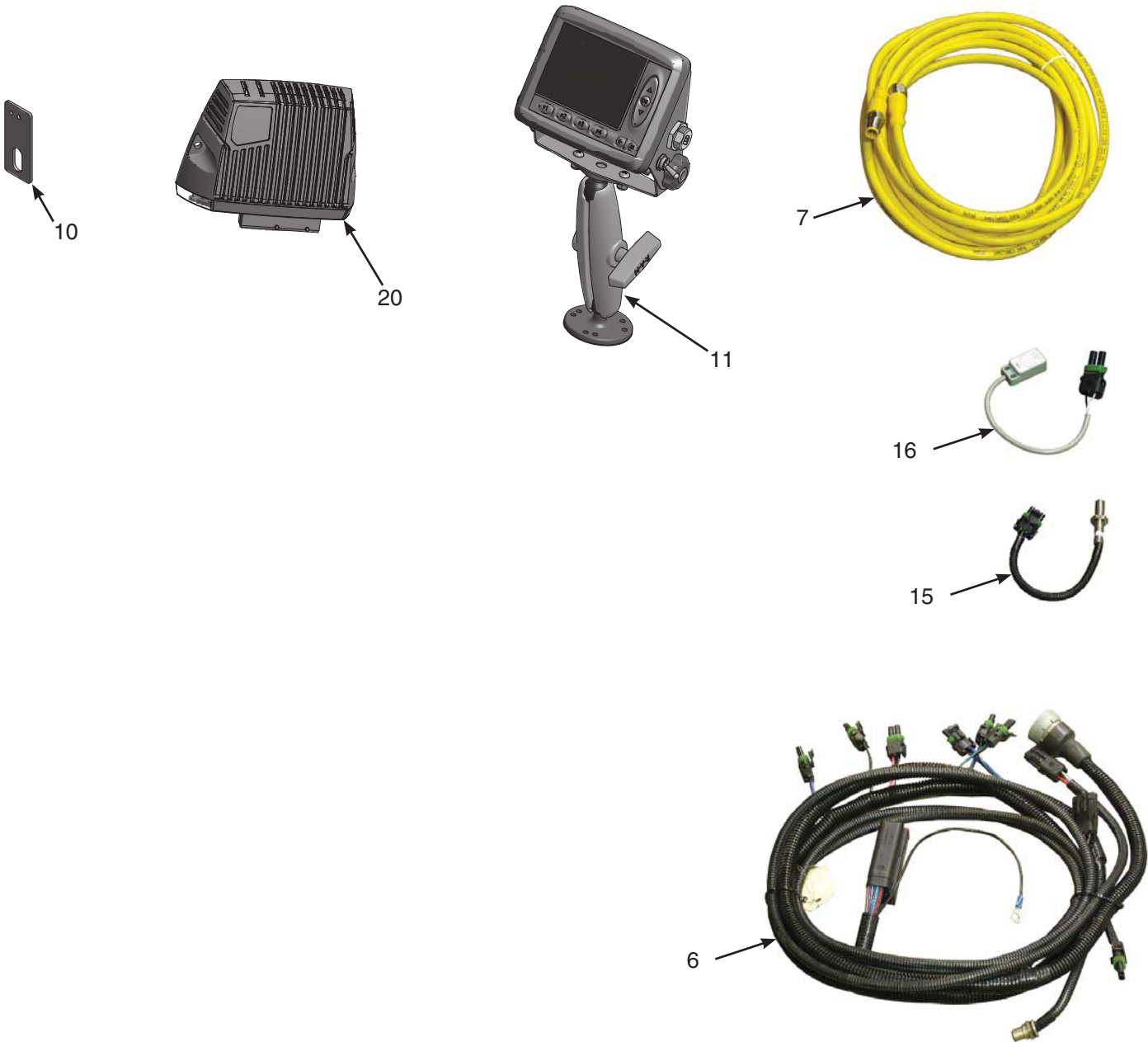
Item	Part No.	Qty	Description	Item	Part No.	Qty	Description
			903682	Wire Harness, IQAN			
1	250572	1	. Kit, Connector	21	237107		. Wire Red
2	238717	1	. Connector, Plug	22	239002		. Wire Gray
3	243236	6	. Socket	23	238990		. Wire Blue
4	237172	1	. Resistor	24	247637		. Wire Brown
5	228351	1	. Terminal Ring	25	239011		. Wire Yellow W/Red
6	246109	7	. Loom, Split	26	237109		. Wire White
7	AO00000256	13	. Loom	27	239000		. Wire Black W/Wht
8	232620	1	. Tube, Heat Shrink	28	239018		. Wire Green W/Org
9	225222	1	. Tube, Heat-Shrink	29	240925		. Wire Green W/Blk
10	258017	1	. Receptacle	30	219437		. Wire Red
11	250575	1	. Tag, Id	31	239017		. Wire Blue W/Yellow
12	R740881	8	. Pin, Female	32	237106		. Wire Black
13	R740874	6	. Pin, Female	33	238998		. Wire Pink
14	R740886	7	. Connector	34	238997		. Wire Gray W/Blk
15	238154	1	. Connector, Wire	35	WIR0018009		. Wire Purple
16	R740861	2	. Pin	36	238996		. Wire Orange
17	238142	10	. Seal, Wire	37	239007		. Wire Blue W/Blk
18	R740866	3	. Pin, Male	38	239016		. Wire Blue W/Wht
19	R740867	9	. Seal, Wire	39	219436		. Wire Black
20	R740885	1	. Connector, Wire				

Rev F

	POWER & GROUND CIRCUITS	NAME, COLOR	FUNCTION
2.6	Q1 - C1:15, C3:(X6), C4:BLUE, C5:A	Q1, BLK 16	GROUND -
	Q2 - C2:H, C1:28, C4:WHITE, C5:B, C6:A	Q2, RED 16	POWER +

	CONNECTIONS	NAME, COLOR	FUNCTION
	C1:2 - C3:7	RED 18	TENSION PRESSURE COUT-A
	C1:3 - C2:C	GRAY 18	WORK LIGHTS +
	C1:8 - C2:B	BLUE 18	THROTTLE UP
	C1:9 - C2:A	BROWN 18	THROTTLE DOWN
	C1:10 - C2:F	YEL/RED 18	FUEL LEVEL SENDER
	C1:11 - C6:B	WHITE 18	KNOT SENSOR
	C1:16 - C3:7	GREEN/ORANGE 18	TENSION PRESSURE COUT-A RET+
	C1:22 - C3:4	GREEN/BLACK 18	DRAW BAR LEFT
	C1:23 - C3:5	BLUE/YELLOW 18	DRAW BAR RIGHT
2.7	C1:24 - C5:C	BLACK/WHITE 18	GEAR TOOTH COUNT
2.6	C1:26 - C4:BLACK	BLACK 18	CAN H
	C1:36 - C3:3	PINK 18	PICKUP UP
	C1:37 - C3:2	GRAY/BLACK 18	PICKUP DOWN
2.7	C1:38 - C5:C (S2)	PURPLE 18	GEAR RPM
	C1:40 - C4:GRAY	GRAY 18	CAN L
	C1:42 - S7	ORANGE 18	+5V FUEL REF THRU 1K RESISTOR
	C2:E - C3:1	BLUE/BLACK 18	ACCUMULATOR UNLOAD
	C2:D - C3:6	BLUE/WHITE 18	TENSION RAIL OPEN

ELECTRICAL INSTALLATION (HYDRO BALER)



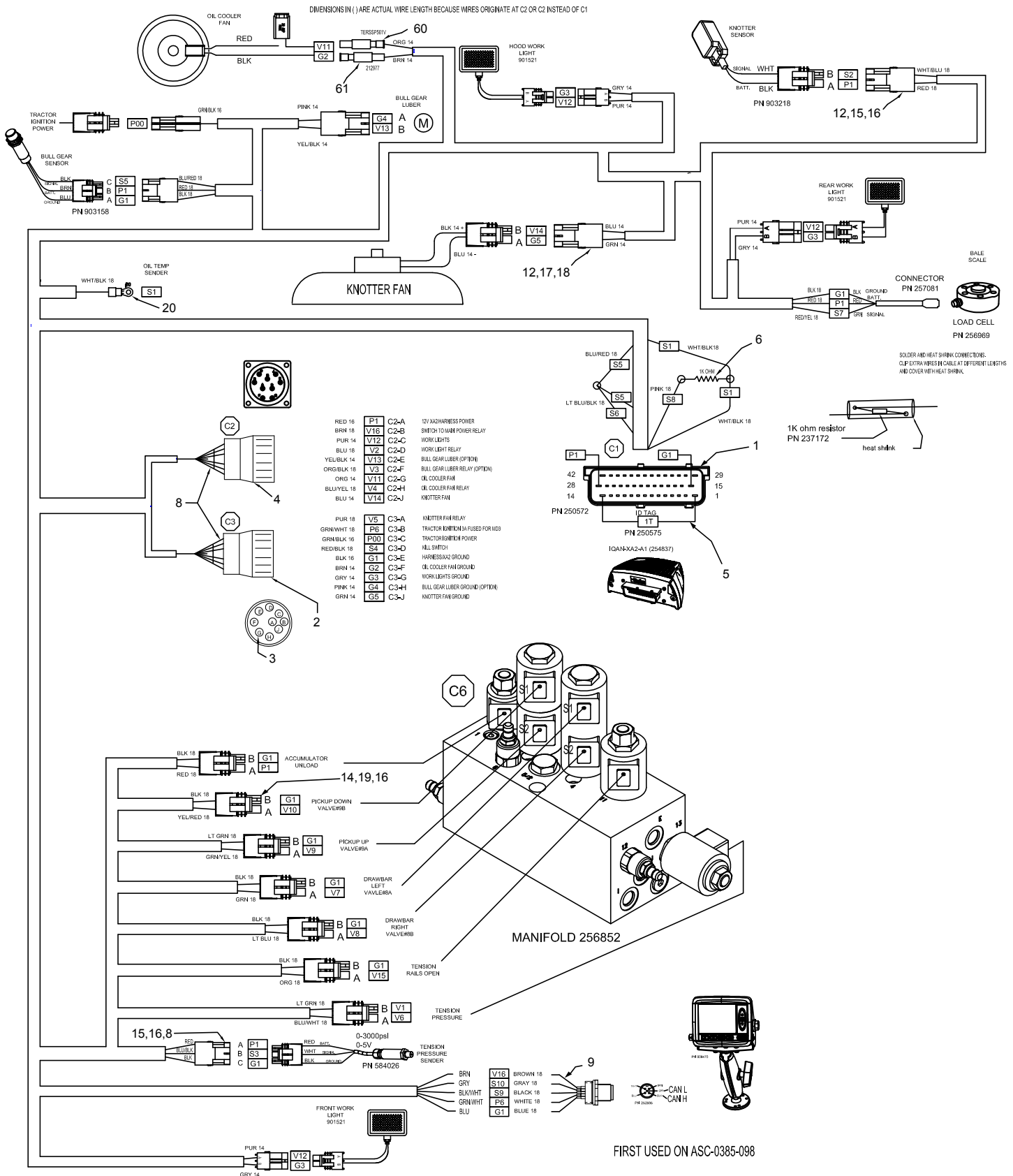
ELECTRICAL INSTALLATION (HYDRO BALER)

REF NO.	PART NO.	DESCRIPTION	QTY. USED
	901542	ELECTRICAL INSTALLATION	
6	904054	. WIRE HARNESS	1
7	252639	. CABLE, CAN BUS	1
10	MNT036623A	. PLATE, MOUNTING	1
11*	903470	. REMOTE ASSY, ICM (PROGRAMED)	1
15	903158	. SENSOR ASSEMBLY, BULL GEAR	1
16**	903218	. SWITCH ASSEMBLY, PROX	1
19	904079	. IQAN PROGRAM	1
20	254837	. MODULE, EXPANSION	1
21	903117	. CABLE ASSEMBLY	1

* SEE PAGE 294

** SEE PAGE 292

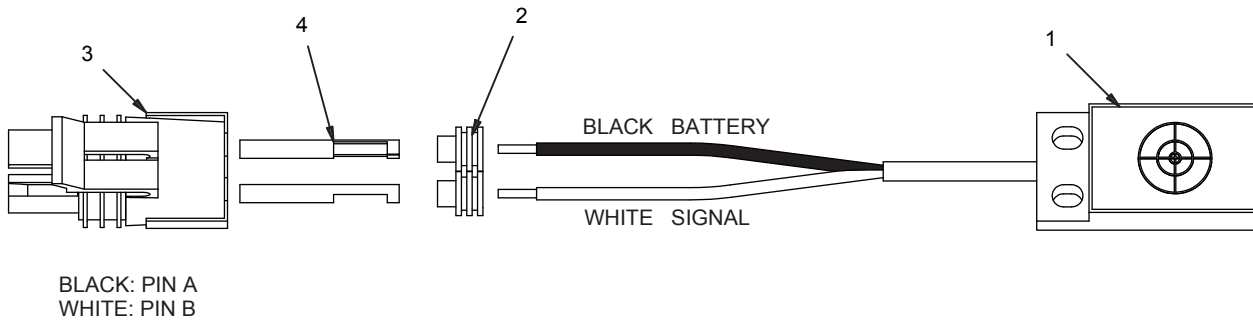
WIRE HARNESS IQAN (HYDRO)



WIRE HARNESS IQAN (HYDRO)

REF NO.	PART NO.	DESCRIPTION	QTY. USED
904054 WIRE HARNESS			
1	250572	. KIT, CONNECTOR	2
2	238979	. PLATE	1
3	243236	. SOCKET	18
4	238717	. PLATE	1
5	250575	. TAG, ID	1
6	237172	. RESISTOR	1
7	230774	. LOOM, WIRE GUARD	1
8	232619	. TUBE, HEAT-SHRINK	1
9	252595	. CONNECTOR, MALE	1
10	AO00000255	. LOOM, SPLIT	1
11	R740864	. CONNECTOR, WIRE	1
12	R740885	. CONNECTOR, WIRE	6
13	238154	. CONNECTOR, WIRE	2
14	R740886	. CONNECTOR, WIRE	7
15	R740861	. PIN, MALE	9
16	238142	. SEAL, WIRE	23
17	R740866	. PIN, MALE	10
18	R740867	. SEAL, WIRE	10
19	R740881	. PIN, FEMALE	14
20	TER0491022	. TERMINAL RING	1
60	TERSSP561V	. PLUG , TERMINAL	1
61	212977	. TERMINAL, FEMALE	1

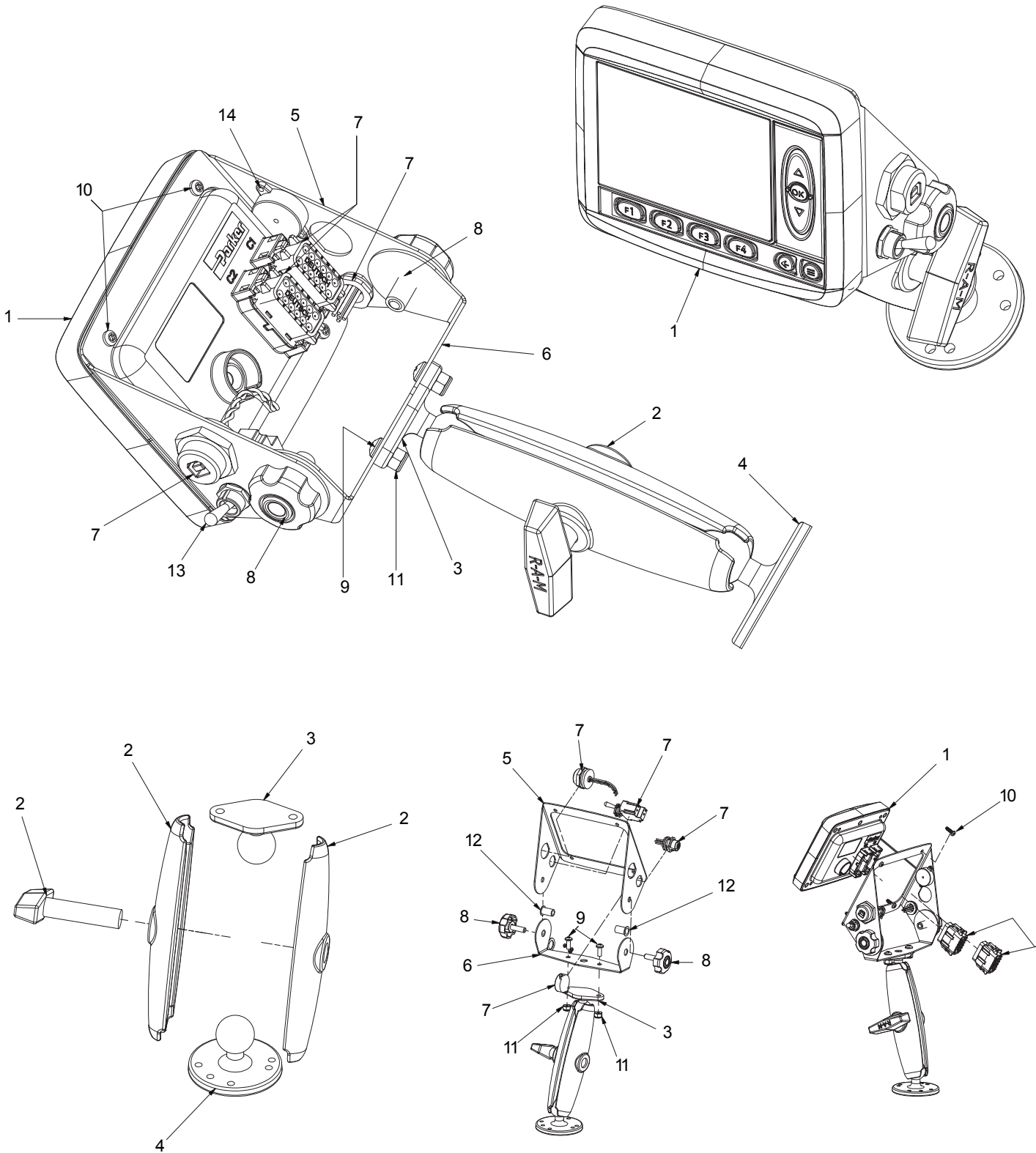
KNOTTER PROXIMITY SWITCH



KNOTTER PROXIMITY SWITCH

REF NO.	PART NO.	DESCRIPTION	QTY. USED
	903218	SWITCH ASSEMBLY,PROX	
1	SWI0000010	. SWITCH, PROX	1
2	238142	. SEAL, WIRE	2
3	R740886	. CONNECTOR, WIRE	1
4	R740881	. PIN, FEMALE	2

IN CAB MONITOR (ICM)



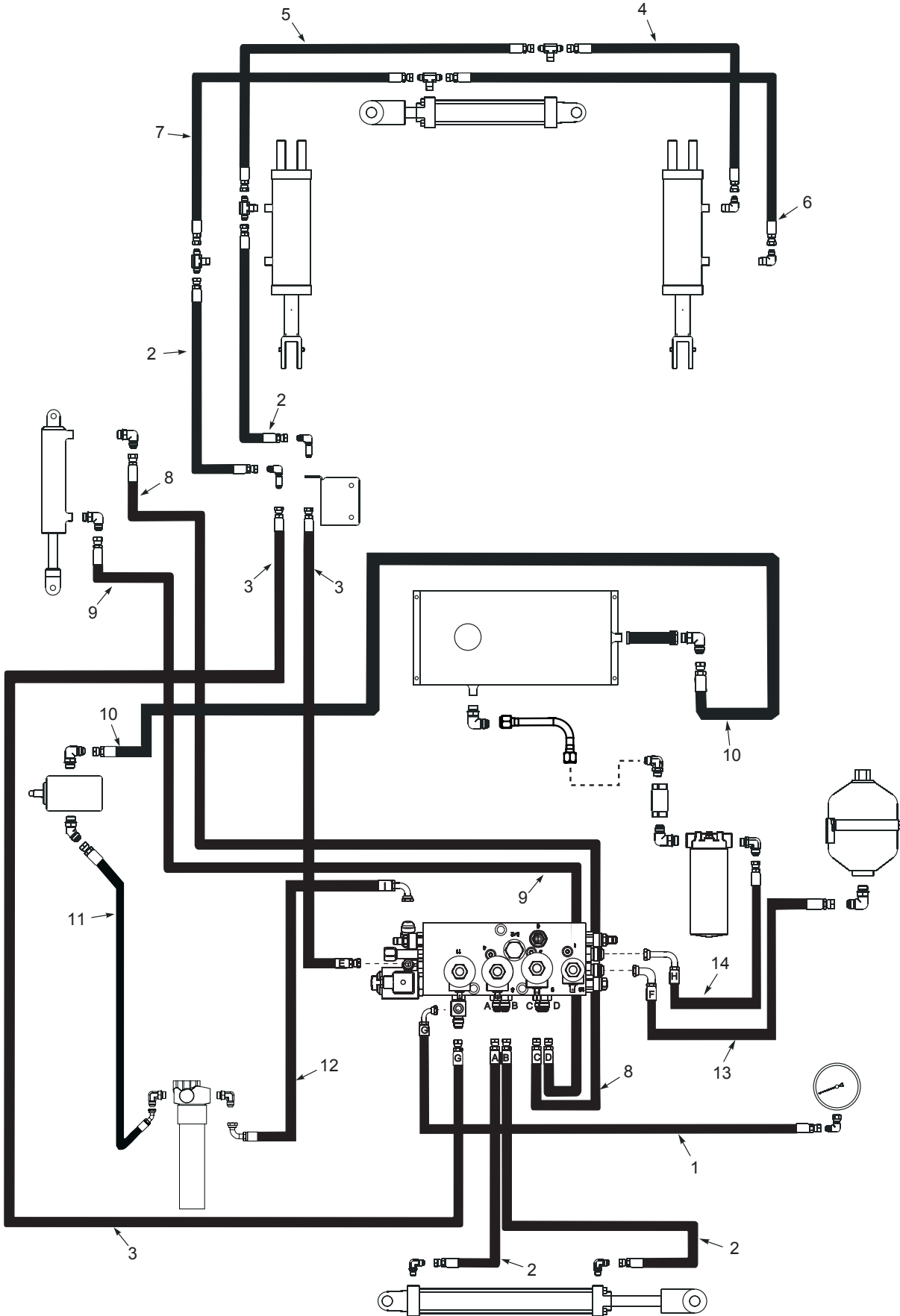
IN CAB MONITOR (ICM)

REF NO.	PART NO.	DESCRIPTION	QTY. USED
	903470	REMOTE ASSEMBLY,MD3	
1 *	-----	. DISPLAY W/PROGRAM	1
2	255242	. MOUNT, RAM	1
3	255246	. BASE, RAM	1
4	255247	. BASE, RAM	1
5	902894	. PLATE,MOUNTING	1
6	902895	. PLATE,BASE	1
7	903471	. IQAN REMOTE BOX WIRE HARNESS	1
8	KOB0000102	. KNOB	2
9	R13809461	. MACHINE SCREW	2
10	255260	. SCREW	4
11	R13809543	. LOCKNUT	2
12	222470	. INSERT	2
13	229289	. TOGGLE SWITCH	1
14	256838	. BUZZER	1

* See Chart

904300 HYDRO BALER
904299 ENGINE BALER

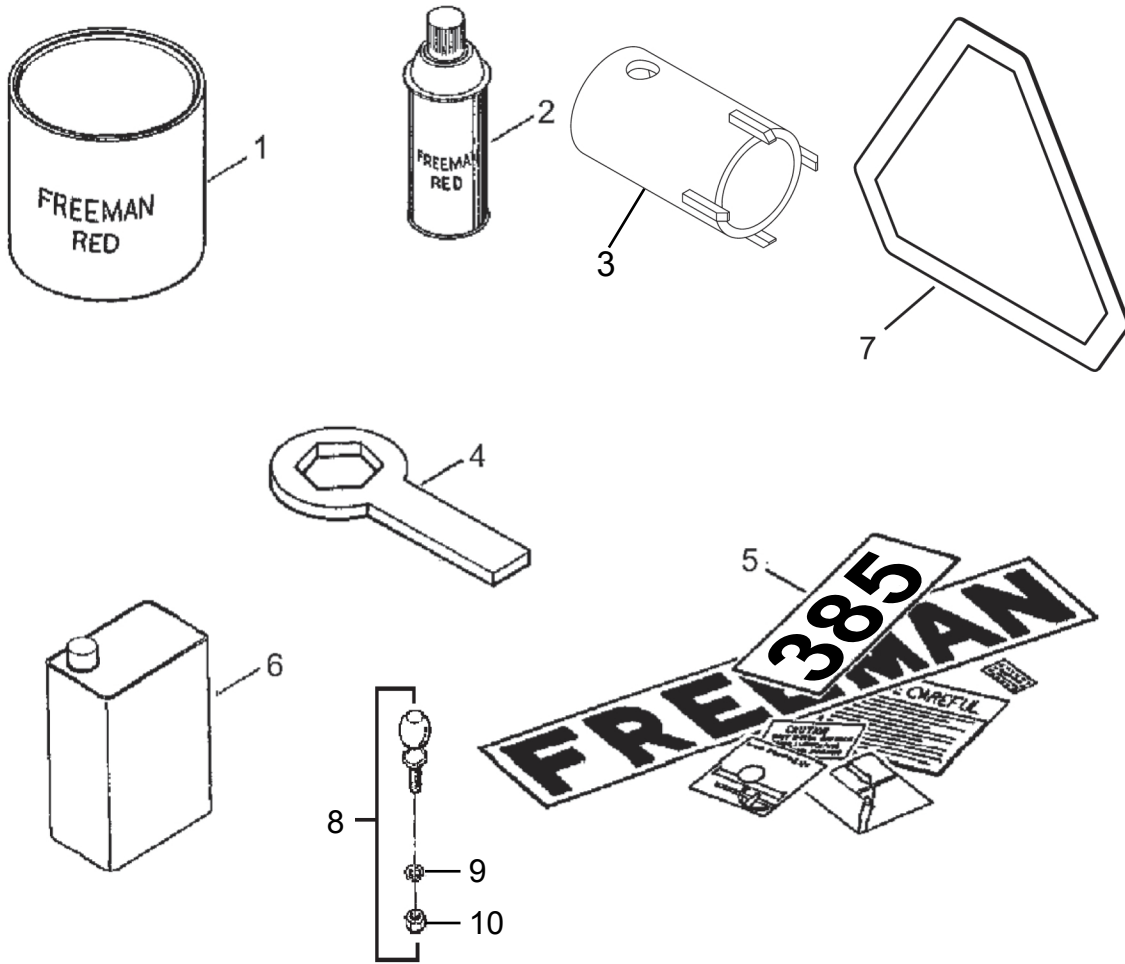
HOSE DIAGRAM (380/385)



HOSE DIAGRAM (380/385)

REF NO.	PART NO.	DESCRIPTION	QTY. USED
1	254198	HOSE ASSY	1
2	R12565833	HOSE ASSY	4
3	HOS036659A	HOSE ASSY	2
4	23955	HOSE ASSY	1
5	245285	HOSE ASSY	1
6	25363	HOSE ASSY	1
7	245873	HOSE ASSY	1
8	251612	HOSE ASSY	1
9	251611	HOSE ASSY	1
10	248075	HOSE ASSY	1
11	252867	HOSE ASSY	1
12	27626	HOSE ASSY	1
13	233464	HOSE ASSY	1
14	R12579545	HOSE ASSY	1

EXTRA ITEMS



EXTRA ITEMS

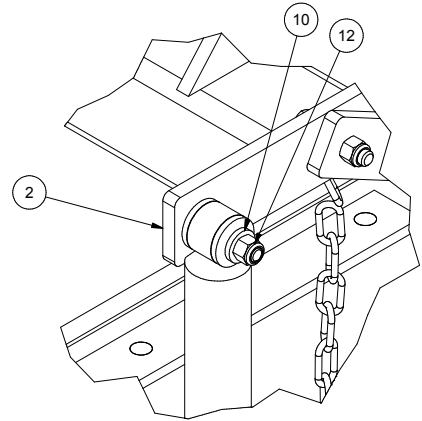
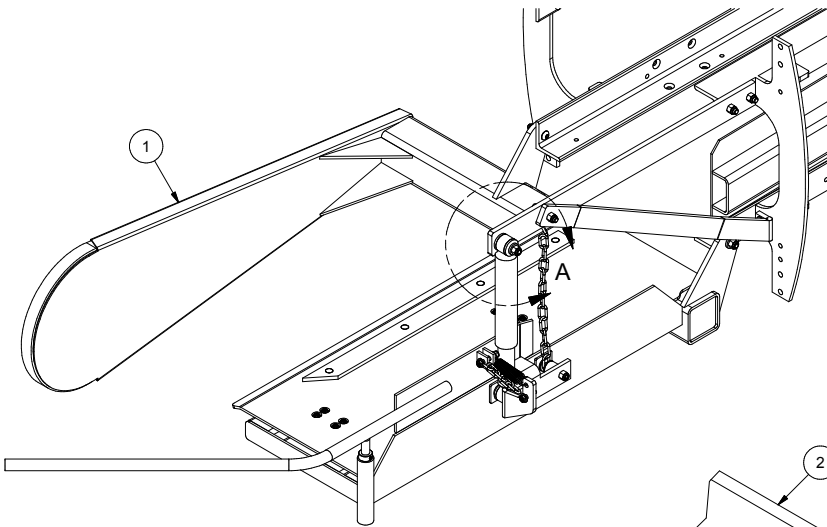
REF NO.	PART NO.	DESCRIPTION	QTY. USED
1	PNT0085350	ONE GALLON RED BALER PAINT	AR
1	PNT0085125	ONE GALLON WHITE BALER PAINT	AR
2	F00000770	FREEMAN RED PAINT-SPRAY CAN	AR
2	F000001677	FREEMAN WHITE PAINT, SPARY	AR
3 *	WRN036554B	WRENCH, FOR BEARING LOCKNUT	1
4**	WRN035826B	WRENCH, FEED FORK PIVOT SHAFT	1
5	900411	DECAL SET - PULL TYPE 380	1
	900410	DECAL SET - PULL TYPE 385	1
6	F000007626	BULLGEAR GREASE 1-GAL	AR
7	SGN0024006	SIGN, "SLOW MOVING VEHICLE"	1
	BKT0000001	. BRACKET, SLOW MOVING VEH SIGN	1
	MNT0000001	. KIT, SIGN MTG	1
	00273802	. NUT	2
	SMS0000184	. BOLT, WHIZ	2
	SMS0000173	. BOLT, WHIZ	2
	09416918	. NUT	2
8	HTH0031000	2-5/16 BALL W/NUT & WASHER	1
9	WLK0012500	. LOCK WASHER	1
10	NCH0012500	. HEX NUT	1

AR - AS REQUIRED

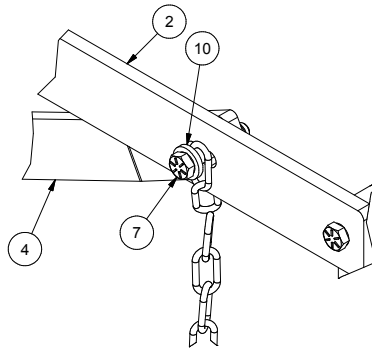
* WRENCH, FOR BEARING LOCKNUT. SEE ITEM
8 PAGE 140

** WRENCH FOR FEED FORK PIVOT SHAFT NUT. SEE ITEM
29 PAGE 140

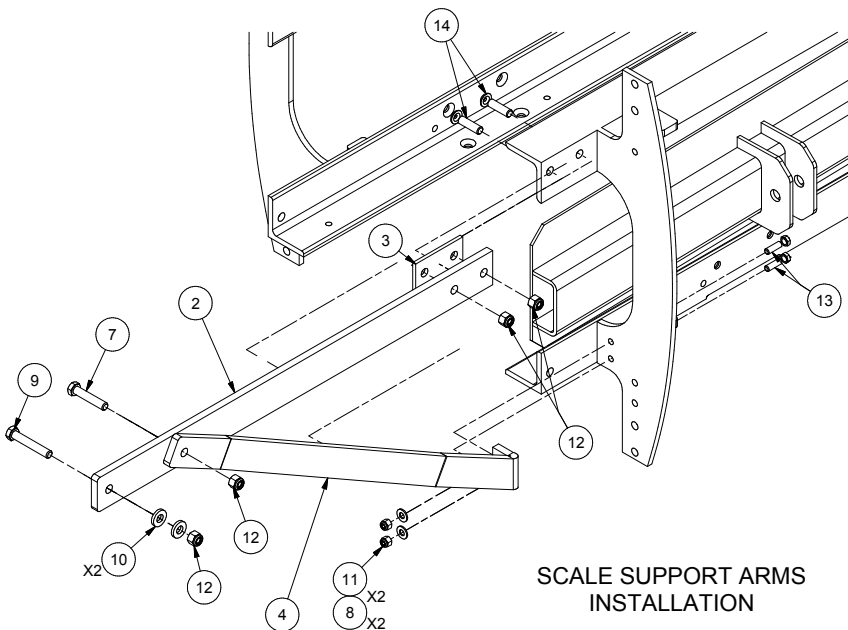
BALE SCALE INSTALLATION



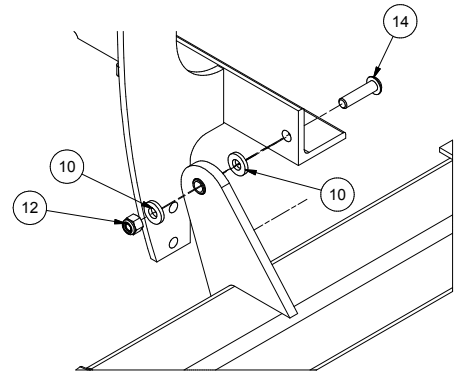
DETAIL A
SHOCK ABSORBER
MOUNTING



DETAIL B
CHAIN MOUNTING



SCALE SUPPORT ARMS
INSTALLATION

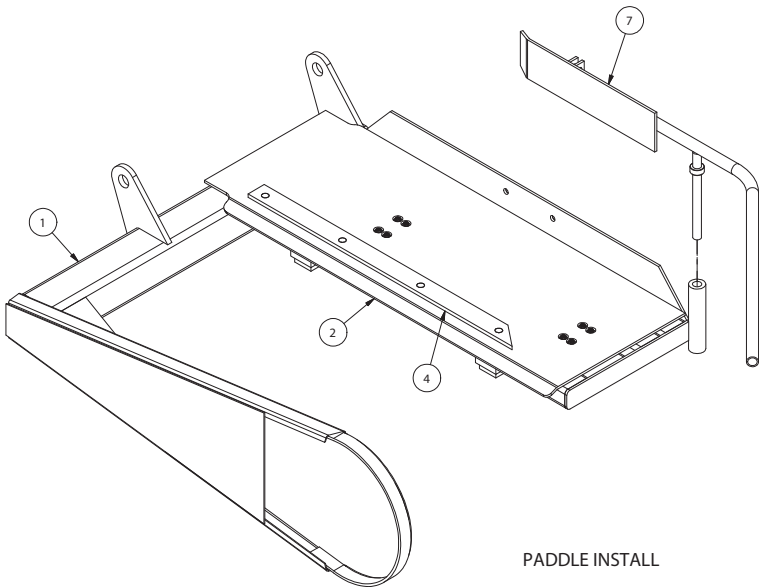
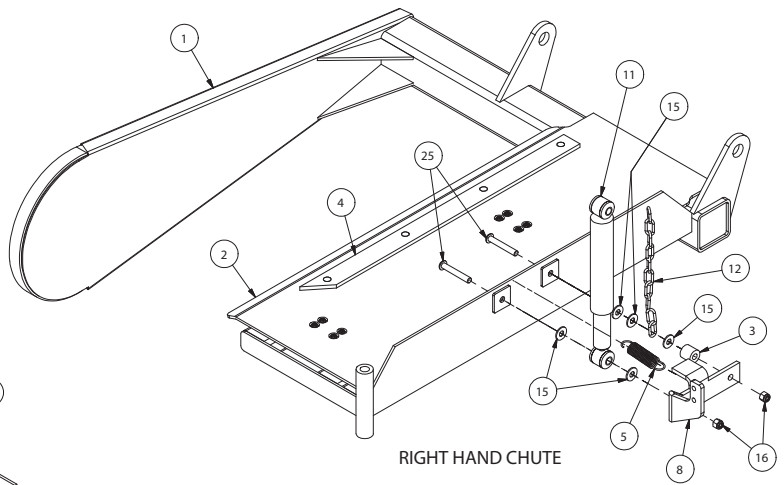
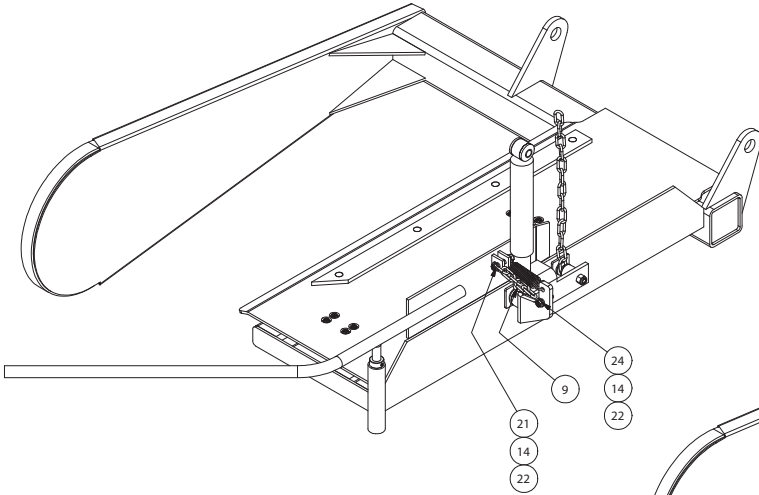


PIVOT (TYP)
FASTENER INSTL

BALE SCALE INSTALLATION

REF NO.	PART NO.	DESCRIPTION	QTY. USED
	FOP0905953	BALE SCALE INSTALLATION, DIGITAL	
1 *	905217	. BALE SCALE ASSEMBLY	1
2	905221	. PLATE, SUPPORT	1
3	905224	. BAR	1
4	905315	. PLATE, SUPPORT	1
5	905964	. MONITOR ASSY (NOT SHOWN)	1
	905454	.. MONITOR, BALE SCALE	1
	905455	.. WIRE HARNESS, LOAD CELLS	1
	905218	.. WIRE HARNESS, MONITOR POWER	1
6	DRW0032694	. GUSSET	1
7	221576W	. CAPSCREW	1
8	221767W	. WASHER	2
9	R13801850	. CAPSCREW	1
10	221771W	. WASHER	7
11	R13811191	. LOCKNUT	2
12	R13811193	. LOCKNUT	6
13	Y17C-0624	. CAPSCREW	2
14	Y25G-0832	. CAPSCREW	4

BALE SCALE ASSEMBLY (1 OF 3)



BALE SCALE ASSEMBLY

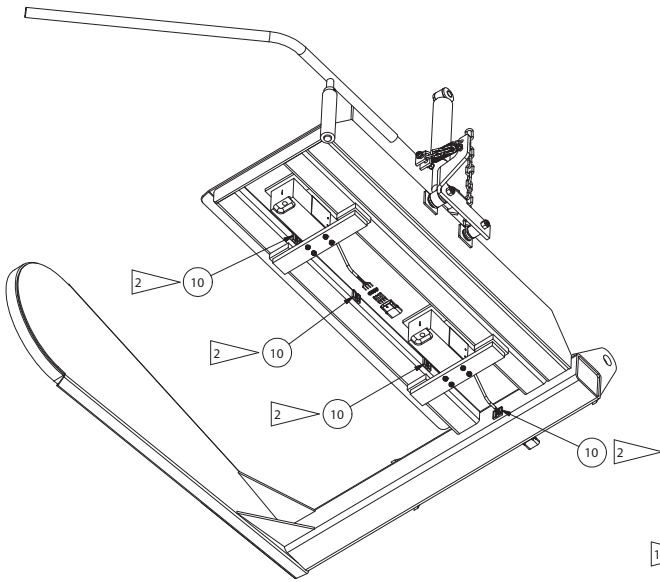
(2 OF 3)

REF NO.	PART NO.	DESCRIPTION	QTY. USED
	905217	BALE SCALE ASSEMBLY	
1	905202	. BALE SCALE WELDMENT	1
2	905219	. BALE SCALE WELDMENT, TOP	1
3	905222	. SPACER, TUBE	1
4	905223	. BAR	1
5	905226	. SPRING	1
6	905227	. LOAD CELL	2
7	905305	. PADDLE WELDMENT	1
8	905307	. PLATE, MOUNTING	1
9	905948	. CHAIN, BALE CHUTE	1
10	220949	. MOUNT, ADHESIVE BACK	4
11	F000000988	. SHOCK ABSORBER	1
12	F000007659	. CHAIN, BALE CHUTE	1
13	156133W	. NUT	4
14	221767W	. WASHER	3
15	222615	. FLAT WASHER	5
16	223587	. NUT, ESNA	2
17	223871	. LOCKWASHER	16
18	PWB3751000	. BOLT	4
19	R13801782	. CAPSCREW	8
20	R13810993	. CAPSCREW	8
21	R13811039	. CAPSCREW	1
22	R13811191	. LOCKNUT	2
23	R13811443	. FLAT WASHER	8
24	Y17C-0624	. CAPSCREW	1
25	Y25G-0848	. CAPSCREW	2

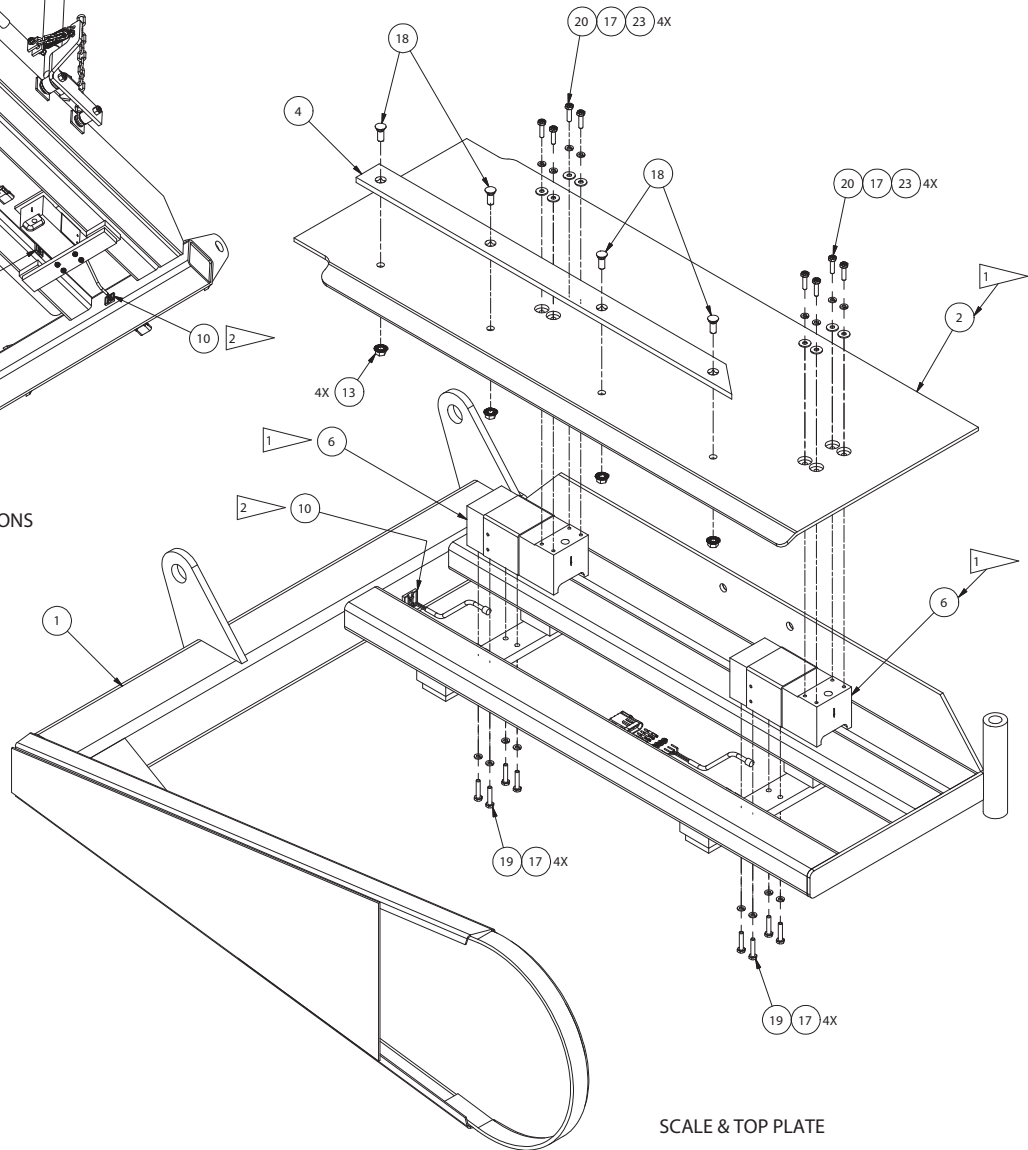
BALE SCALE ASSEMBLY (3 OF 3)

NOTES

- 1 - INSTALL SHIM SO ITEM 6 SITS FLAT ON LOAD CELLS ITEM 7, THERE SHOULD BE NO INDUCED PRELOAD FROM ITEM 6 ON LOAD CELLS.
- 2 - ATTACH LOAD CELL WIRES TO FRAME TO AVOID DAMAGE DURING OPERATION. USE WIRE TIES AND ADHESIZE BACKED MOUNTS LOCATED IN POSITIONS APPROXIMATELY AS SHOWN



UNDERSIDE
WIRE ATTACHMENT LOCATIONS



SCALE & TOP PLATE

PARTS INDEX

Part No.	Description	Page No.	Part No.	Description	Page No.
11079	ZERK	14, 50, 106, 138, 140, 182, 184,190, 198, 200, 208, 228, 230	209759	FITTING	50
11767	KIT, SPLIT FLANGE	46	209763	FITTING	6
12663	FITTING	22	209794	FITTING	60, 76, 80
14701	FITTING	46	209891	FITTING	58
15280	FITTING	70	209901	FITTING	50
17707	FITTING	6	211550	FITTING	22, 50
19071	FITTING	50	211560	FITTING	22, 50, 68
19920	FITTING	22, 50	211561	FITTING	50
21205	FITTING	50	212255	PIN, COTTER	2
22308	FITTING	22	212977	TERMINAL, FEMALE	290
22635	DIODE	32, 36	214179	FITTING	50
23581	FITTING	62, 66	214219	FITTING	46
23945	FITTING	4, 8	214479	SEAL	70, 178
23955	HOSE ASSY	66, 296	215203	FITTING	6
24229	FITTING	62	215515	FITTING	50
24841	CONNECTOR, CORD	54	218970	FITTING	50
25363	HOSE ASSY	66, 296	220949	MOUNT, ADHESIVE BACK	16
27626	HOSE ASSY	22, 296	221280	FITTING	178
28516	FITTING	50	221706	BUSHING	96
28561	FITTING	50	222470	INSERT	294
28928	HOSE ASSEMBLY	46	223003	FITTING	46
48688	KEY	14, 50, 160, 170	223063	CIRCUIT BREAKER	54, 56
52801	FILTER ELEMENT	70	223067	CIRCUIT BREAKER	54
90210	BULLGEAR/PLUNGER INSTL;16"-15"	96	223069	CIRCUIT BREAKER	54, 56
121209	NIPPLE, PIPE	60	223377	CIRCUIT BREAKER	56
191758	FITTING, LUBE	86, 102, 172, 190	223436	FITTING	22, 50
200274	CIRCUIT BREAKER	32	223572	FITTING	184
200628	FITTING	50	223638	FITTING	70
203249	ORING	140	224298	FITTING	22, 46, 50
203513	O-RING	138	225222	TUBE, HEAT-SHRINK	286
203516	O-RING	46	225370	T-BOLT CLAMP	20
204631	BEARING CUP	100	226272	BUSHING	140, 228, 230
206322	FITTING	50	227398	CLAMP	268
207146	T-BOLT CLAMP	20	228351	TERMINAL RING	286
207147	T-BOLT CLAMP	20	229289	TOGGLE SWITCH	32, 226, 294
208111	CONNECTOR, CORD	32	229306	CIRCUIT BREAKER	54, 56
209087	FITTING	50	229933	NUT, SLOTTED	136, 140
209161	FITTING	50	230774	LOOM, WIRE GUARD	290
209164	FITTING	46	230839	CONNECTOR, CORD	56
209166	FITTING	22, 50	231044	RING, SEAL	32, 50, 56
209215	FITTING	22, 50	231486	SET SCREW	22
209409	FITTING	70, 156, 158	232619	TUBE, HEAT-SHRINK	290
209410	FITTING	62, 66	232620	TUBE, HEAT-SHRINK	286
209413	FITTING	50	233143	HOSE ASSEMBLY	46
209417	FITTING	22, 50	233464	HOSE ASSY	22, 296
209427	FITTING	22	233701	WIRE	36
209498	FITTING	50	233972	BOLT, CARR	194
209500	FITTING	76, 106	234144	FITTING	70
209501	FITTING	50	234149	HOSE ASSEMBLY	46
209511	FITTING	184	236824	FITTING	22, 50
209537	CLAMP HALF	46	237172	RESISTOR	286, 290
209578	CLAMP	58, 74	237244	HOSE ASSEMBLY	46
209579	CLIP, INSUL	268	237627	WIRE	274
209588	CLIP, INSUL (AS REQ'D)	68	237628	WIRE	270, 274
209695	CLAMP	46	237745	HOSE ASSEMBLY	46
209698	CLAMP	46	237824	HOSE ASSEMBLY	70
209700	CLAMP	156, 158	238142	SEAL, WIRE	286, 290, 292
209703	CLAMP	46	238154	CONNECTOR, WIRE	286, 290
209752	FITTING	70	238155	CONNECTOR, WIRE	270, 274
209757	FITTING	50	238716	RECEPTACLE	54, 56
			238717	PLATE	286, 290

PARTS INDEX



Part No.	Description	Page No.	Part No.	Description	Page No.
238879	PRESSURE HOSE ASSEMBLY	68	255247	BASE, RAM	294
238979	PLATE	290	255309	TWINE HOLDER ONLY	204
241780	RECEPTACLE	32, 54, 56	255311	FRAME SHIM	204, 222
242101	KIT, SEAL	28	255312	KNOTTER FRAME SHIM 0.2 MM	204
242601	CABLE TIE	184	255313	BEARING SHIM 0.1 MM	204
242826	HOSE ASSEMBLY	46	255314	BEARING SHIM 1.0 MM	204
243236	SOCKET	286, 290	255315	BEARING REAR SHIM 0.1 MM	204
243237	PIN	32	255316	BEARING REAR SHIM 0.2 MM	204
245285	HOSE ASSY	66, 296	255492	BODY CLAMP	30
245287	RETURN HOSE ASSEMBLY	68	255493	COVER	30
245873	HOSE ASSY	66, 296	255494	FILTER	30
245958	HOSE ASSEMBLY	46	255495	FILTER, SAFETY	30
246108	LOOM, SPLIT	270	255496	BODY	30
246109	LOOM, SLIT	270, 272, 286	255497	VALVE, VACUATOR	30
246143	RELAY SOCKET	32, 54	255665	OIL FILLER CAP	22
248075	HOSE ASSY	22, 296	255675	KNOTTER COMPLETE	208, 214
249329	CABLE TIE (AS REQ'D)	68	255813	ENGINE	22
250572	KIT, CONNECTOR	286, 290	255823	KNOTTER FRAME BOLT	214
250575	TAG, ID	286, 290	255825	SPLIT RING WASHER	214
251611	HOSE ASSY	156, 158, 296	255826	TENSION LEVER O-RING	214
251612	HOSE ASSY	156, 158, 296	255828	BALE FORMING BOLT	214
252293	MUFFLER	20	255829	TYING BOLT ADJUSTMENT BRACKET	214
252319	CHECK VALVE	22	255834	BEARING FLANGE	214
252494	FILTER, OIL	22	255835	BEARING	214
252527	PLATE, COVER	44	255836	BEARING REAR SNAP RING	214
252563	KIT, SEAL	28	255837	MAIN CAM GEAR	214
252566	KIT, SEAL	28	255838	SHIM	214
252595	CONNECTOR, MALE	290	255839	SNAP RING	214
252601	FITTING	22	255840	TYING HOLDER CLAMP LEAF SPRING	214
252619	RELAY	54, 56	255841	TENSION LEVER SNAP RING	214
252639	CABLE, CAN BUS	284, 288	255842	TENSION LEVER ROLLER	214
252742	PRECLEANER	20	255843	TENSION LEVER PIN	214
252800	HYD FILTER ASSEMBLY, HIGH PRES	22, 70	255844	TENSION LEVER	214
252801	HIGH PRES FILTER ELEMENT	22	255845	BILL HOOK TRIGGER CAM	214
252867	HOSE ASSY	22, 296	255846	TRIGGER PRESSURE SPRING	214
253015	SOLENOID, STARTER	22	255847	TWINE HOLDER CLAMP	214
253270	HARDENED BILL HOOK PINION	188	255848	TWINE HOLDER THRUST WASHER	214
253271	SPIRAL PIN F/KNOTTER GEARS	188	255849	PINION GEAR	214
253343	BELT, COOLING FAN	22	255850	BILL HOOK THRUST WASHER	214
253425	HOSE ASSEMBLY	46	255851	TYING PRESSURE SPRING	214
253432	HOSE ASSEMBLY	46	255852	BILL HOOK TRIGGER PRES SPR BOLT	214
253618	HOSE ASSEMBLY	46	255853	BILL HOOK TRIGGER CAM LOC BOLT	214
253621	HOSE ASSEMBLY	46	255854	TWINE CLAMP LOCATING PIN	214
253622	HOSE ASSEMBLY	46	255855	FRAME BUSHING, TENSION LEVER	214
253836	SPROCKET, DRIVE	220	255856	FRAME BUSHING	214
254067	INNER CUP	248	255857	KNOTTER FRAME, W/BUSHING	214
254068	OUTER CUP	248	255858	TRIGGER PRESSURE PLATE	214
254070	NUT, WHEEL	248	255859	TYING PRESSURE BOLT	214
254071	CAP, HUB	248	255860	TWINE HOLDER KNIFE COVER	214
254072	SEAL, GREASE	248	255861	TWINE HOLDER KNIFE	214
254073	INNER CONE	248	255862	TWINE HOLDER KNIFE BOLT	214
254074	OUTER CONE	248	255863	TWINE HOLDER COMPLETE	214
254142	BRACKET, ACCUMULATOR	22	255866	BILL COMPLETE	214
254198	HOSE ASSY	22, 296	256306	BUTTON, PUSH	54, 56
254811	PINION GEAR PIN	204, 222	256328	GROMMET	58
254837	MODULE, EXPANSION	264, 288	256629	PUMP, GEAR	22
254896	AIR CLEANER ASSEMBLY	30	256678	SHROUD, FAN	226
255118	REDUCER, INSERT	20	256736	BEARING	228, 230
255120	REDUCER, HUMP HOSE	20	256830	KNOTTER FRAME, INCLUDES 2-10	204
255242	MOUNT, RAM	294	256838	BUZZER	294
255246	BASE, RAM	294	256852	HYDRAULIC MANIFOLD ASSEMBLY	22, 28, 50

PARTS INDEX

Part No.	Description	Page No.	Part No.	Description	Page No.
256864	COIL	28	902038	DOOR, BOTTOM	40
256865	COIL	28	902045	PLATE, BACK	38
257238	OIL PRESSURE SENDER	22	902047	SNORKEL	40
257239	SWITCH, OIL TEMPERATURE	22	902048	SNORKEL INSTALLATION	38
257240	FUEL FILTER	22	902050	SNORKEL ASSEMBLY	38, 40
257241	BELT, ALTERNATOR	22	902101	KNOTTER INSTALLATION (380)	174
257242	STOP SWITCH, BROKEN BELT	22	902103	BULLGEAR/PLUNGER INSTL ;16"	96
257438	UNLOADING PILOT VALVE	28	902108	HAYDOG INSTL, 16"	130
257439	PILOT OPERATOR RELIEF VALVE	28	902112	SHAFT SUBASSY, PINION	82, 84
257440	PILOTED PRESS RED./REL.VALVE	28	902145	SUPPORT	38
257468	MANIFOLD ONLY	28	902146	PIPE	38
257469	SOLENOID	28	902147	PLATE, DOOR	42
257470	SOLENOID	28	902148	BRACKET ASSEMBLY	38, 42
257471	KIT, SEAL	28	902149	BRACKET	42
257472	SOLENOID	28	902155	TANK SUB ASSEMBLY, FUEL	16, 18
257473	SOLENOID	28	902156	TANK INSTALLATION, FUEL	16
257474	PROPORTIONAL RELIEF VALVE	28	902165	HOSE, FUEL	16
257475	KIT, SEAL	28	902167	TWINE BOX SUBASSEMBLY	232, 234
257830	PROP FOR TWINE BOX LID	234	902180	HAYDOG INSTL, KITTED 16 TO 15"	132
257958	SETSCREW	82	902181	HAYDOG INSTL, KITTED 16" TO 15"	130
258017	CONNECTOR, MALE	286	902182	HAYDOG INSTL, 16"	132
258306	HYDRAULIC MOTOR ASSEMBLY	50	902192	ENGINE INSTALLATION	20
258727	PUMP, GEAR	70	902221	KNOTTER COMPLETE	200, 204
258728	FITTING	70	902222	TUBE ASSEMBLY	22
259115	DOUBLE CLAMP	46	902240	SHIELD SUB ASSEMBLY, BELT	88, 90
576690	DECAL, ON OFF	226	902265	PLATE, TANK MOUNT	22
584026	TRANSDUCER ASSEMBLY	50	902403	BRACKET, SUPPORT	94
900055	PLATE, SUPPORT	22	902440	BRACKET	94
900057	PLATE, BRACE	22	902447	PLATE, SHIM	22
900136	PLUNGER ASSEMBLY	96, 102	902449	LIGHT ASSEMBLY, RH	268, 272, 276
900182	1 KNOTTER REBUILD KIT (380)	188	902450	LIGHT ASSEMBLY, LH	268, 272, 276
900183	3 KNOTTER REBUILD KIT (380)	188	902474	ACCUMULATOR	22, 50
900249	DISC & BRG ASSEMBLY	184, 200, 208	902534	PLATE, TOP	128
900410	DECAL SET - PULL TYPE 385	298	902535	PLATE, TOP	126
900411	DECAL SET - PULL TYPE 380	298	902580	NEEDLE ASSEMBLY	230
900491	ENGINE ASSEMBLY	20, 22	902589	TENSIONING INSTAL 16" CHAMBER	62
900928	PICKUP CAM	164	902590	TENSIONING INSTAL 15" KIT CHAMBER	62
901187	BRACKET	22	902594	KNOTTER INSTALL, 3-TIE, TAILLESS	194
901274	BAR, SPACER	250, 252	902681	DOOR, FRONT END ACCESS	150
901445	PLATE, MOUNTING	50	902703	BLOCK, TRACK	110, 114
901467	TIRE & WHEEL ASSY; FLO	248-251, 258	902728	PLATE, BTM LINER	110, 114, 118
901521	LIGHT ASSEMBLY, WORK	278, 280, 282	902729	BAR, WEDGE	124
901524	FAN	58	902752	BALE WEIGHT INDICATOR ASSY	242, 246
901542	ELECTRICAL INSTALLATION	288	902755	BILL HOOK (COMPLETE)	204
901573	MANIFOLD ASSEMBLY	58, 60	902776	PLATE, MOUNTING	230
901578	PICKUP FRAME	164	902789	PLATE, MOUNTING	20
901620	TANDEM WHEEL PLATE	250, 251	902795	WORK LIGHT SUB ASSY, RH	268, 272, 280
901626	TANDEM WHEEL PLATE	253, 257	902796	WORK LIGHT SUB ASSLY, LH	268, 272, 282
901667	ACTUATOR	22	902810	AUGER CHAIN SHEILD	168
901673	PLATE, SPACER	50	902815	DRIVE BELT SHIELD HYD	92, 94
901681	ROD	50	902816	FAN INSTALLATION, KNOTTER	224
901697	GASKET	50	902821	DRAWBAR CYLINDER INSTALLATION	4, 8
901725	BRACKET WELDMENT	94	902823	TENSIONING HOSES INSTALLATION	66
901736	PLATE, MOUNTING	6	902827	TANK INSTALLATION	78
901737	SHIM	110, 114, 118	902833	BALE WEIGHT INDIINSTALLATION	242
901747	PLATE, COVER	50	902838	BALE CHUTE INSTALLATION	240
901758	SUPPORT, HYDRAULIC LINE	6	902853	SPRING ASSY PICKUP LIFT	156, 158, 162
901760	PLATE, MOUNTING	6	902854	HAY SAVER WHEEL INSTALLATION	172
901970	FEEDER HOUSE INSTALLATION	146	902855	ELECTRICAL INSTALLATION	284
901971	PICKUP LIFT INSTAL, HYDRAULIC	156	902891	FRAME SUB ASSEMBLY	236
901972	PICKUP LIFT & MOUNT ASSY'S	160	902894	PLATE, MOUNTING	294

PARTS INDEX



Part No.	Description	Page No.	Part No.	Description	Page No.
902895	PLATE, BASE	294	903512	FRONT END ASSEMBLY	10
902902	CABLE	242	903540	DRAWBAR ASSEMBLY	6
902904	TUBE, SPACER	20	903574	CHAMBER INSTALLATION	110
902909	ELBOW	20	903575	CHAMBER INSTALLATION	114
902913	TUBE	20	903577	BOX	32
902918	STRAP SUB ASSEMBLY, LH	16	903581	WIRE HARNESS	268, 270
902919	STRAP SUB ASSEMBLY, RH	16	903585	TANK, HYDRAULIC	50
902962	TWINE HOLDER KNIFE FASTENERS	204	903586	ASSEMBLY, HYDTANK	46, 50
902984	PICKUP LIFT INSTALLATION, HYDRO	158	903587	TANK INSTALLATION, HYDRAULIC	46
902990	LIGHTS INSTALLATION	272	903592	WIRE HARNESS	226
903106	INSTRUCTIONS, SPRING ADJ	194	903593	FAN ASSEMBLY, KNOTTER	224, 226
903113	PLATE, SHIELD	16	903595	PLATE, TOP	140
903117	CABLE ASSEMBLY	288	903596	PLATE, BTM	140
903119	BLOCK, TRACK	118	903597	ANGLE	140
903158	SENSOR ASSEMBLY, BULL GEAR	284, 288	903646	TUBE	80
903175	DRIVE BELT SHIELD W/DECALS	90	903652	TUBE, FILTER LINE	70
903181	PLATE, SHIELD W/ DECALS	222	903653	TUBE ASSEMBLY	70
903196	DRIVE SHAFT	200, 208	903682	WIRE HARNESS, IQAN	284, 288
903197	PLATE, RH MOUNTING	200, 208	903702	BEARING ASSEMBLY, YOKE	228, 232
903198	PLATE, LH MOUNTING	200, 208	903790	BRACKET, MOUNTING	88
903200	TWINE FINGER	194	903811	GASKET	80
903207	NEEDLE YOKE	228, 230	903818	PICKUP LIFT LINK	160
903218	SWITCH ASSEMBLY, PROX	284, 288, 292	903850	BEARING HOUSING ASSEMBLY	140
903235	PLATE, CONN ROD	106	903871	BRACKET	54, 56
903267	CONNECTING ROD ASSEMBLY	102, 106	903873	BOX , ELEC	54
903268	TUBE, GREASE	106	903874	BOX ASSEMBLY, RELAY	54
903276	PLATE, SHIELD W/DECALS	94	903882	MOUNTING, LH BTM	102
903277	PLATE, SHROUD W/ DECALS	226	903887	WIRING HARNESS	54
903280	PLATE, RH SHROUD W/ DECAL	58	903908	CONTROL BOX ASSEMBLY	22, 32
903281	BELT SHIELD EXTENSION W/DECAL	90, 94	903930	HAYDOG INSTL, KITTED 16" TO 14"	130
903288	SHIELD & DECAL, REAR SEC P/U	152	903984	SHIELD, CRANK ARM	134
903291	SHIELD & DECAL, P/U FRNT SEC	152	904024	SHIELD ASSY BULLGEAR W/LUBER	72, 74
903292	SHIELD & DECAL, P/U FRNT SEC	152	904025	SHIELD ASSY, BULLGEAR & DECAL	74
903311	SHIELD & DECAL, FACE PLATE	152	904028	BULLGEAR SHD/OIL COOLER SHROUD	58
903312	SHIELD & DECAL, FACE PLATE	152	904034	LUBER TANK W/DECALS	80
903314	AUTO LUBER CHAIN SHIELD/DECAL	174	904036	TOP PLATE INSTALLATION	126
903317	WIRE HARNESS	58	904037	TOP PLATE INSTALLATION	128
903319	CRANK ARM SHIELD-SIDE W/DECALS	134	904054	WIRE HARNESS	282, 284
903324	SHIELD & DECAL, REAR P/U	152	904055	PLATE, MOUNTING	50
903325	SHIELD & DECAL, REAR P/U	152	904057	WIRE HARNESS, HWY LTS HYDRO	266, 268
903326	TANK, FUEL 30 GALLON W/ DECAL	18	904058	BOX	56
903327	TANK & DECAL, BULLGEAR LUBER	78, 80	904059	IQAN RELAY BOX ASSEMBLY	50, 56
903363	CHAMBER INSTALLATION	118	904060	WIRE HARNESS, IQAN RELAY BOX	56
903364	PLATE, LH CHM	110, 114, 118	904079	IQAN PROGRAM	288
903365	BAR, LH BTM	110, 114, 118	904091	SHIELDING INST, FEED HOUSE	380
903368	ADAPTER: CHAMBER 375H-14	118	904092	SHIELDING INST, FEED HOUSE	385
903370	PLATE, RH RAIL	118	904299	IQAN DISPLAY W/PROGRAM (ENGINE)	294
903371	PLATE, LH RAIL	118	904300	IQAN DISPLAY W/PROGRAM (HYDRO)	294
903382	BULLGEAR/PLUNGER INSTL;16"-14"	96	904348	DECAL, CONTROL OUTPUT DISABLE	54, 56
903383	HAYDOG INSTL, KITTED 16 TO 14"	132	904383	PL, RH CHAMBER	110, 114, 118
903397	SHIM	102	904385	PL, LH CHAMBER	110, 114, 118
903470	ICM (PROGRAMED)	284, 288, 294	904388	BAR, LH BOTTOM CHAMBER	110, 114, 118
903471	IQAN REMOTE BOX WIRE HARNESS	294	904696	BAR, LINK	6
903474	SHIELD & DECAL, BULLGEAR	74	904776	BILL KIT, TAILLESS	214
903477	VALVE	50	904777	TWINE HOLDER KIT, TAILLESS	214
903497	WIRE HARNESS	32	904840	TANK ASSEMBLY	68, 70
903503	BRACKET, DRAWBAR	96	904841	TANK WELDMENT	70
903505	DRAWBAR SUBASSY, ENG;	2	904847	LID WELDMENT	70
903506	DRAWBAR WELDMENT	2, 6	904850	GASKET, TANK	70
903507	DRAWBAR INSTALLATION	2	904851	PIPE, RETURN	70
903511	BASE, HITCH	14	904852	KIT, TENSION CONTROL TANK	68

PARTS INDEX

Part No.	Description	Page No.	Part No.	Description	Page No.
904854	SHIELD ASSEMBLY	68	BKT0032971	BRACKET	184
904879	DIRECTIONS, BULL/PINION GEAR ADJ	82	BKT0033732	BRACKET	194
905117	BRACKET, PICKUP LIFT	164	BKT037149B	BRACKET, RH REAR	276
905131	BATTERY	54	BKT037150A	BRACKET, RH	152
905217	BALE SCALE ASSEMBLY	300	BKT037152B	BRACKET, LH	278
905218	WIRE HARNESS, MONITOR POWER	300	BKT037159B	BRACKET, LIGHT HARNESS PLUG	2
905221	PLATE, SUPPORT	300	BKT037356B	BRACKET	62
905224	BAR	300	BLK0024063	BEARING BLOCK	138
905248	AXLE EXTENSION	259	BLK0240630	BEARING BLOCK ASSEMBLY	138
905315	PLATE, SUPPORT	300	BMP0004243	BUMPER, RUBBER 38, 152, 184, 200, 208	208
905454	MONITOR, BALE SCALE	300	BOX0007092	PLATE, COVER	266
905455	WIRE HARNESS, LOAD CELLS	300	BOX0007160	BOTTOM SECTION TOOL BOX	266
905843	AXLE INSTALLATION	262	BOX0007161	TOOLBOX ASSEMBLY	266
905867	TENSIONING INSTAL 14" KIT CHAMBER	62	BOX0017244	PLATE, BOX END	234
905926	PINION BRG & HSNB	84	BOX0017245	PLATE, BOX END	234
905964	MONITOR ASSY (NOT SHOWN)	300	BOX0017256	PLATE, BOX SIDE	234
2500282	KIT, SEAL	28	BOX0017257	PLATE, BOX FRNT	234
2502101	CARTRIDGE, C/BALANCE	28	BOX0018358	PLATE, BOX BTM	234
4193359	FITTING	50	BOX0018359	PLATE, BOX LID	234
4195646	FITTING	22	BRC0025469	PLATE, FRONT	90
4200115	ELBOW, RUBBER	20	BRC0028437	PLATE, REAR	90
9417892	FITTING, LUBE	108	BRG0000128	INNER RACE BEARING	158
027-0933	SET SCREW	96	BRG0000202	BEARING, FLANGE	170
05-130	SPACER	146	BRG0001300	BEARING, ROD END	194
059-0042	FITTING, FF	6	BRG0001301	BEARING, ROD END	194
136-0176	BEARING CUP, OUTER	248	BRG0001572	CAM FOLLOWER	182204
136-0178	BEARING CUP, INNER	248	BRG0001636	TOP ROLLER BEARING	102
ACL0000004	INDICATOR	20	BRG0006219	BEARING ASSEMBLY	164
ACL0000005	INSERT, RUBBER	20	BRG0012600	BEARING ASSEMBLY	138
ACL0004307	BAND, MOUNTING	20	BRG0012610	BEARING CUP	138
ANC0009635	PLATE, ANCHOR	156	BRG0048500	BEARING ASSEMBLY	136, 140
ANC0023975	ANCHOR	174	BRG0048510	BEARING CUP	138
ANC0033729	ANCHOR, KNOTTER	194	BRG0067000	BEARING	164
AO00000255	LOOM, SPLIT	174, 268, 284	BRG0212049	BEARING CONE, OUTER	248
AO00000256	LOOM, SPLIT	264, 280	BRG0218418	BEARING CONE, INNER	248
AO00000636	LOOM, SPLIT	270	BSH0001610	BUSHING, PICKUP AUGER	164
ARM0000027	FEED ARM CON ROD ASSY	136, 138	BSH0007127	FLYWHEEL BUSHING, PAIR	86
ARM0007155	BAR, ARM	46	BSH0011985	BUSHING	2, 6
AUG0020830	PLATE, SCRAPER	164	BSH0162048	HAY SAVER WHEEL BUSHING	172
AUG0020974	AUGER	164	BSH1001125	BUSHING	50
AUG0022358	TROUGH, AUGER	164	CAM0007180	PLATE, CAM	184, 190
AXL0030902	AXLE WELDMENT	262	CAM0033355	LEVER ASSEMBLY, CAM	164
BAB0002140	TERMINAL BLOCK	32	CAM0033569	CAM	200, 208
BAB006140Y	BARRIER BLOCK	36	CBK0005515	CIRCUIT BREAKER	32
BAR0007975	ANCHOR BAR, PINION BEARING	82	CBK0014520	CIRCUIT BREAKER	32
BAR0033189	ANGLE	164	CBL0000126	BATTERY CABLE	22
BAT0000038	TERMINAL, POSITIVE	284	CBL1121702	CABLE, CONNECTOR	262, 266
BAT0277000	BATTERY-12V	284	CBT0000148	3-3/4 NYLON CABLE TIE-BLACK	226
BKT0000001	BRACKET, SLOW MOVING VEH SIGN	298	CHN0000370	CHAIN, SAFETY	2, 6
BKT0006715	BRACKET	46	CHN0016368	CHAIN	160
BKT0008024	BRACKET, REAR	222	CHN0040125	CHAIN - PICKUP CHAIN	164
BKT0008037	BRACKET, FRNT	222	CHN0060139	PICKUP DRIVE CHAIN	160
BKT0008104	BRACKET	242	CHU0178760	BALE CHUTE	240
BKT0008288	BRACKET	162	CIP6651501	BATTERY HOLD DOWN	284
BKT0011131	BRACKET	94	CIR0029071	MODULE ASSY, AUTO-SHUTDOWN	32, 36
BKT0014239	BRACKET, SUPPORT	244	CLH0001084	CLUTCH	22, 44
BKT0017240	BRACKET	234	CLH0017773	ADAPTER	170
BKT0017242	BRACKET	236	CLH0017849	PLATE, DISC	170
BKT0017814	BRACKET	90	CLH0020799	PAWL ASSY, KNOTTER CLUTCH	218
BKT0021956	BRACKET	260	CLH0021222	PLATE ASSEMBLY, P/U CLUTCH	170
BKT0022481	BRACKET, RH	160	CLH0203061	BOLT	44

PARTS INDEX



Part No.	Description	Page No.	Part No.	Description	Page No.
CLH0203569	FACING PLATE	44	F000000096	EYEBOLT	160
CLH0204230	BELL HOUSING	44	F000000099	SET COLLAR	184, 190
CLH0204485	CLUTCH KEY	44	F000000101	GUIDE, PICKUP FINGER	164
CLH0204487	OUTPUT KEY	44	F000000159	BLOCK, LINK	174
CLH0204536	KEY, WOODRUFF	44	F000000169	SPRING, EXT	22
CLH0205358	NAME PLATE	44	F000000188	SPRING, HAY DOG	130, 132
CLH0205368	LINK, ADJUSTING	44	F000000220	PIN, HAY DOG	130, 132
CLH0205717	RELEASE SLEEVE -V465 CLUTCH	44	F000000227	BOLT, PLATE PLUNGER KNIFE	102
CLH0205823	ADJUSTING RING	44	F000000268	RETURN SPRING, INDICATOR	244
CLH0205851	CLUTCH PLATE & RELEASE ASB-DTZ	44	F000000278	SPRING, TENSION	198
CLH0205997	WEAR RING	44	F000000281	SPRING, FEED ARM LATCH	146
CLH0206092	BOLT	44	F000000299	BAR, UPPER RH	110, 114, 118
CLH0206563	RELEASE SLEEVE	44	F000000440	FERRULE	2, 6, 164, 182, 198, 220
CLH0207445	BEARING, PILOT	44	F000000525	PLATE, HOLDER	174, 194
CLH0207954	FITTING, GREASE	44	F000000659	WASHER	188
CLH0216506	COMPRESSION SPRING F/DTZ CLTCH	44	F000000755	SPROCKET, CLUTCH	184, 200, 208, 214
CLH0230819	CLUTCH BODY	44	F000000770	FREEMAN RED PAINT-SPRAY CAN	298
CLH0230909	DRIVE SHAFT	44	F000000774	PLATE UNDER FRONT WIPER	102
CLH0260843	FITTING, GREASE	44	F000000775	PLATE UNDER ROLLER BEARING	102
CLH0269854	FITTING, GREASE	44	F000000778	HI-DUTY TUBE CONNECTOR	106
CLH0307569	BEARINGS, MAIN	44	F000000802	FEED ARM WASHER	208
CLH0308369	LEVER, SHIFTING	44	F0000008104	ROD, BOTTOM TWINE GUIDE	132
CLH0308371	YOKE SUB ASSEMBLY	44	F0000008105	PIPE, BOTTOM TWINE GUIDE	132
CLH0334051	RELEASE BEARING	44	F000000822	SEALED CAM FOLLOWER	140
CLH035959D	HOUSING, KNOTTER CLUTCH	218	F000000837	HAY DOG BOTTOM	130, 132
CLP0000123	CLAMP	262, 266	F000000856	BUSHING, TWINE GUIDE	6, 174, 194, 222, 224, 228, 230
CLP0000130	FASTENER , HOOK-TYPE	58, 218, 260	F000000857	SNAP RING TWN GUIDE BSG	6, 174, 194, 222, 224, 228, 230
CLP0000165	STRAP	66	F000000985	SPRING, BALE CHUTE	242
CLP0017241	BRACKET	232	F000000986	PLATE UNDER REAR WIPER	102
CLP0032525	CLAMP, HAY DOG PAD	132	F000000988	SHOCK ABSORBER	242
CLP0035751	EXHAUST CLAMP	20	F000000990	CABLE CLAMP	242
CLP2110692	MOUNTING CLAMP, ACCUMULATOR	50	F000000993	BUSHING	6, 242
CLR0002094	MOUNTING BLOCK-OIL COOLER	58	F000000994	SHIELD	246
CLR0002353	TEE NUT-OIL COOLER MOUNT	58	F000000995	SHIELD, ROLLER	246
COV0008038	PLATE, COVER	222	F000000997	BRACKET	244
CPL0080104	COUPLER,	46	F000000998	INDICATOR HAND	244
CRA0013775	HANDLE	78	F000001134	PIN, CRANK	96
CRA0024058	PLATE, CRANK ARM	136	F000001189	LEADING TINE	144
CUS0032524	PAD, HAY DOG	132	F000001193	BUSHING	144
CVR0020465	COVER, PICKUP TOP FRONT	146	F000001195	BAR, CLIP	144
CVR0022648	COVER, CAM ROLLER ACCESS	168	F000001441	ELBOW W/SLEEVE	102, 106, 184
CVR0024052	PLATE, CAP	138	F000001513	MOUNTING, KNOTTER TRIP	182
CYL0009014	CYLINDER- HYDRAULIC SWINGBAR	4, 8	F000001514	LEVER, RESET	182, 198
CYL0033749	VERTICAL TENSION CYL	62	F000001515	LEVER, CLUTCH STOP	182, 198
DEF0022860	PLATE, DEFLECTOR	164	F000001517	TRIP SPRING	156, 158, 174, 184, 194, 200, 208
DOG0018185	STOP DOG, PLUNGER	96	F000001531	METER WHEEL	180
DOG0018520	HAY DOG BOTTOM	130, 132	F000001537	BAR, SLIDE	102
DOG0021160	HAY DOG BOTTOM	130, 132	F000001549	ROD END, NEEDLE YOKE DRV LH	222, 224
DOG0035704	HAY DOG, TOP	132	F000001550	ROD END, NEEDLE YOKE DRV LH	222, 224
DPT0034314	ADAPTER WELDMENT	114	F000001561	CLEVIS PIN	140
DRW0003977	BUSHING	86	F000001563	CATCH, TORQUE SHAFT	146
DRW0032694	GUSSET	300	F000001572	CAM FOLLOWER	184, 200, 208
DRW0035710	PIN	108	F000001603	LEADING TINE, SHORT	144
DTZ0000626	SWITCH, PUSH BUTTON	32	F000001608	METER WHEEL SHIELD	180
DTZ0272401	BRUSH RING	38	F000001609	PLATE, KNIFE	110
DTZ1173470	SWITCH, HEAD TEMPERATURE	22	F000001611	TWINE NEEDLE	228
ELC0000334	TEMP SENDING UNIT	50	F000001614	FLYWHEEL SHEAR BUSHING	86
EXH0011007	EXHAUST CAP	20	F000001617	METER WHEEL SHAFT BRACKET	180
EXH0013806	EXHAUST TUBE	22			
EXT0026922	AXLE EXTENSION ASSEMBLY	254			
F000000072	KEY	86			

PARTS INDEX

Part No.	Description	Page No.	Part No.	Description	Page No.
F000001619	METER WHL SHAFT-BRG & COLLAR	180	F000007159	BAR, HOLD DOWN	146
F000001632	BAR, STOP	174, 194	F000007160	BAR, HOLD DOWN	146
F000001638	PLATE, SUPPORT	242	F000007236	SHEAVE ASSEMBLY	236, 240
F000001639	BRACKET, CABLE	242	F000007239	PIN, ROLL	96
F000001661	FITTING	100, 138, 140	F000007275	ROLL PIN	146
F000001677	FREEMAN WHITE PAINT, SPARY	298	F000007276	FERRULE, FEEDER HOUSE	146
F000001687	DISC, KNURLED FRICTION	180	F000007394	PLATE, PICKUP STOP	150
F000001689	CAP, FUEL TANK	18	F000007397	SPROCKET, IDLER	220
F000001790	SPRING, COMPRESSION	170	F000007438	BULLGEAR	96
F000001791	PIN, CLUTCH	170	F000007439	ANGLE	110, 114, 118
F000001793	FRICTION DISC, F/PTO CLUTCH	170	F000007448	SADDLE LEVER SPRG EYEBOLT	184, 200, 208
F000001797	COMP SPRING, CLUTCH PLATE	170	F000007449	BRAKE PLATE, INSIDE W/LINING	184, 200, 208
F000001889	FLANGETTE, BEARING	180	F000007450	BRAKE PLATE, OUTSIDE W/LINING	184, 200, 208
F000001891	TORSION LATCH SPRING F/370	2, 6	F000007451	BRAKE PLATE STUD	184, 200, 208
F000001895	HAY SAVER ARM W/STOP	172	F000007453	BRAKE PLATE SPRING	184, 200, 208
F000001896	HAY SAVER STOP BOLT	172	F000007461	DRIVE ARM, NEEDLE YOKE	184, 200, 208
F000001897	PIVOT PIN F/HAY SAVER BRACKET	172	F000007488	KEY	84
F000001900	HAY SAVER ROTARY CLAMP	172	F000007519	HOUSING ASSEMBLY	184, 200, 208, 218
F000001901	U-BOLT F/HAY SAVER WHEEL	172	F000007528	BRAKE DISC ASSEMBLY	184, 200, 208
F000001902	SADDLE F/ ROTARY CLMP	172	F000007529	BAR	140
F000001903	ROTARY CLAMP PLATE	172	F000007539	LEVER	14, 50
F000001904	HAY SAVER DISC ASSEMBLY	172	F000007540	PIN, ADJUSTING	14, 50
F000001906	BACKUP RING F/HAY SAVER DISC	172	F000007541	COMPRESSION SPRING	14, 50, 232
F000001907	RUBBER RING F/HAY SAVER	172	F000007547	STOP DOG, PLUNGER	96
F000001911	WHEEL DISC ONLY F/HAY SAVER	172	F000007550	GROMMET F/BULL GEAR SHIELD	74
F000004050	ROLLER	140	F000007554	ROD, NEEDLE YOKE	228
F000004067	ROLLER, WIRE GUIDE	246	F000007555	BRACKET	232
F000004068	BUSHING	246	F000007556	BRACKET	232
F000004073	OFFSET LINK	164	F000007559	SADDLE LEVER SPRING	184, 200, 208
F000004089	ZERK	200, 208	F000007560	LEVER	184, 200, 208
F000004104	KEY	184, 190	F000007566	SPRING, CUSHION	162
F000004115	SPRING, EXT	218	F000007568	NEEDLE GAURD, RH	222, 224
F000004135	INNER RACE	184, 200, 208	F000007569	NEEDLE GAURD, LH	222, 224
F000004160	MACH BUSH	164, 184, 190, 200, 208	F000007579	BRACKET-DRIVE ARM SHIELD	152
F000004161	BUSHING	184, 190, 200, 208	F000007585	SLEEVE, LEVER	184, 200, 208
F000006003	BEARING & SET COLLAR	184, 200, 208	F000007586	BUSHING	208
F000006004	FLANGETTE	184, 200, 208	F000007587	SEAL	184, 200, 208
F000006108	CATCH	40, 42, 218	F000007604	LATCH HOOK	140
F000006263	HEAT EXCHANGER	58	F000007606	TRIP ARM ASSEMBLY	140
F000006410	SPACER	160	F000007607	BEARING, INNER RACE	140, 160
F000006498	PIVOT PIN	8	F000007610	QUAD-RING	140
F000006500	HAIR PIN	8	F000007626	BULLGEAR GREASE 1-GAL	298
F000006511	HAIR PIN	4	F000007636	SPACER PLATE, 1/2"	243-252
F000006519	HYDRAULIC CYLINDER	62	F000007651	ZERK 1/4 NPT 67-1/2* 9/16 HEX	106
F000006577	BRACKET	282	F000007654	BRACKET	152
F000006724	CYLINDER, HYDRAULIC	156, 158	F000007655	BALE TURNER	240
F000006727	SEAL KIT	156, 158	F000007657	BRACKET	240
F000006763	LUG NUT	248, 250, 253	F000007659	CHAIN, BALE CHUTE	240
F000006804	CLAMP	156, 158	F000007699	MOTOR PULLEY	22
F000007000	BELT, DRIVE	20, 46	F000007705	RH BRACE	226, 243-252
F000007010	ENGINE ADJUSTING BOLT-PLATED	20	F000007742	BATTERY GROUND STRAP 12 VOLT	20
F000007032	SHAFT, LH	100	F000007744	PLATE, KNIFE	118
F000007033	BEARING CONE	100	F000007756	WHEEL PLATE	243, 247, 253
F000007035	SEAL	100	F000007762	PLUNGER RAIL, LH BTM	110, 114, 118
F000007036	RACE, SEAL	100	F000007763	BAR, SIDE	110, 114, 118
F000007055	DRIVE CHAIN, KNOTTER	220	F000007766	ANGLE, TOP RH	102
F000007063	BEARING, SHAFT	170, 184, 190, 200, 208	F000007767	PLUNGER RAIL, RH BTM	110, 114, 118
F000007145	PLATE, WEAR	146	F000007799	MOUNTING, RH	14
F000007151	FENDER FLARE, LH INSIDEV	164			
F000007154	SPRING, EXT	160			
F000007156	PLATE, SPRING	164			

PARTS INDEX



Part No.	Description	Page No.	Part No.	Description	Page No.
F000007812	PLATE, RH CHM LINER	110, 114, 118	F000008091	BEARING, PICKUP DRIVE	170
F000007813	BAR, RH BTM	110, 114, 118	F000008100	BEARING	106
F000007816	PLATE, RH	110, 114, 118	F000008104	ROD, GUIDE	130
F000007818	PLATE, LH	110, 114, 118	F000008105	GUIDE, PIPE	130
F000007819	BAR, BTM	110, 114, 118	F000008112	HOLD DOWN, CHAIN	220
F000007868	HOLDER, TWINE	188	F000008126	SHAFT, PIVOT	140
F000007870	CLEANER, TWINE DISC	188	F000008127	HOUSING ASSEMBLY	140
F000007876	KNT WORM & SHAFT (COMPL ONLY)	188	F000008129	PLATE, HSG CAP	140
F000007889	BASE	238	F000008130	RING, RETAINING	140
F000007890	PLATE, TOP	238	F000008134	BEARING CONE	140
F000007891	TENSION ASSEMBLY, TWINE	230, 232	F000008135	SEAL	140
F000007904	KEY	184, 200, 208	F000008136	PLATE, DUST CAP	140
F000007911	HAY DOG TOP	130	F000008139	TUBE, SLEEVE	140
F000007914	PIN	102	F000008141	BUSHING, 2 PAIR	140
F000007947	KNOTTER HOOK CAM ADJ SPRING	188	F000008144	TWINE FINGER BUSHING NUT	174
F000007958	DRIVE SHAFT, TWINE FINGER	184	F000008146	TWINE FINGER WASHER	174
F000007959	BRACKET	184	F000008147	BUSHING, DRIVE ROD	174
F000007966	FEED FORK ASSY 16" FRAME	136, 144	F000008148	PLATE, SHIELD BACK	74
F000007967	TRAILING TINE, INSIDE	144	F000008152	PLATE, SHIELD	222
F000007968	TRAILING TINE, CENTER	144	F000008153	BRACKET	110, 114, 118, 214
F000007969	TRAILING TINE, OUTSIDE	144	F000008154	BRACKET, CHAIN SHIELD	220
F000007970	TINE STRAP, INSIDE	144	F000008162	PLATE, SHIELD	160
F000007971	TINE STRAP, OUTSIDE	144	F000008163	PLATE, SHIELD	160
F000007973	PLATE, HOLDER	6, 222, 224	F000008182	EXTENSION	251, 253
F000007976	SNAP RING, F/KNIFE ARM SHAFT	188	F000008184	WHEEL F/FLOTATION TIRE	242-245, 252
F000007987	SHIELD F/KNOTTER CLUTCH	192	F000008187	PLATE, WASHER	140
F000007988	SNAP RING	184, 190	F000008189	VALVE, SHUT-OFF	18
F000007991	SPINDLE	248	F000008196	TANK, AUTO LUBER	178
F000007993	BEARING CUP; INNER	248	F000008197	COVER, TANK	178
F000007994	BEARING CONE; INNER	248	F000008198	GASKET F/AUTO LUBER TANK	178
F000007995	RETAINER, GREASE	248	F000008201	LUBER/KNOTTER SPROCKET	174
F000007996	OUTER BEARING CUP	248	F000008202	SPROCKET, PUMP DRIVE	184
F000007997	BEARING CONE; OUTER	248	F000008205	BRACKET	174
F000007999	NUT F/WHEEL SPINDLE	248	F000008206	BRACKET, MOUNTING	174
F000008000	HUB CAP - 8-HOLE HUB	248	F000008209	ELBOW, MALE	178
F000008001	LUG BOLTS 9/16 NF	243-252	F000008210	TANK/PUMP ASSEMBLY	174, 178
F000008002	HUB ASSY, WHEEL	248	F000008229	HOUSING WELDMNT, BRG HSG	106
F000008003	HUB AND SPINDLE ASSY	242-247, 249, 251, 252	F000008231	FRAME, FEED FORK	144
F000008011	BEARING CUP	164	F000008258	ROD, CONNECTING	138
F000008022	SHAFT	180	F000008262	SLEEVE	140
F000008023	GUIDE WASHER	180	F000008263	BRACKET WELDMNT	106
F000008028	TIRE 15" 8-PLY FLOTATION	242-245, 252	F000008264	BUMPER, RUBBER	146
F000008049	TWINE KNIFE	188	F000008274	ROLLER F/KNIFE ARM	188
F000008050	KNIFE ARM COMPLETE	188	F000008275	SNAP RING F/KNIFE ARM ROLLER	188
F000008051	KNOTTER HOOK CAM	188	F000008287	FITTING	184
F000008052	TWINE HOLDER SPRING	188	F000008288	FITTING	184
F000008054	KEY	184, 190	F000008296	SPRING, TRIP ARM	140
F000008056	PAD, ADJ	102	F000008335	PLATE, TWINE FINGER	174
F000008057	PAD, ADJ	102	F000008336	SHAFT, DRIVE	160
F000008058	PAD, ADJUSTING	102	F000008337	SHAFT, DRIVE	160
F000008062	BRACKET	280	F000008339	U-JOINT REPAIR KIT-P/U DRIVE SHAFT	160
F000008068	SPACER F/BILL HOCK PIN - .020	188	F000008368	PLATE, RH MOUNTING	184
F000008069	SPACER F/BILL HOCK PIN .035	188	F000008369	PLATE, LH MOUNTING	184
F000008077	BEARING, INNER RACE	106	F000008370	SHAFT	184, 190
F000008078	CONNECTING ROD BUSHING-STEEL	106	F000008377	SHIELD, INNER CHAIN	220
F000008083	BRACKET, CHAIN TIGHTNER	220	F000008380	BEARING	164
F000008084	ROD, CHAIN TIGHTNER	220	F000008383	FLANGETTE	164
F000008086	BRACKET, CHAIN IDLER	220	F00001893A	HAY SAVER WHEEL ASSEMBLY	172
F000008090	BRACKET	170	F00001905A	WHEEL AXLE ARM - BUSHING TYPE	172
			F00007871	TWINE HOLDER DISC PINION	188
			F001893-70	HAY SAVER WHEEL ASSEMBLY	172

PARTS INDEX

Part No.	Description	Page No.	Part No.	Description	Page No.
F008058-14	PAD, ADJUSTING	102	GUS0024467	PLATE, SUPPORT GUSSET	14
FAF0024108	FEED ARM	140	HAN0017239	BAR, HANDLE	234
FAF2410800	PIVOT SHAFT ASSEMBLY	136, 140	HGR0022222	PICKUP HANGER, LH	160
FD00000020	DECAL; USE FREEMAN BULLGEAR	80	HNG0000810	HINGE FOR TWINE BOX (PAIR)	234
FD00000035	DECAL, DIESEL FUEL ONLY	18	HNG0007094	HINGE	40, 42, 260
FD00000044	DECAL; DIRECTION ARROW	80	HNG0020856	HINGE	152
FD00000380	DECAL; 380 OR 385	152	HOS0006915	HOSE ASSEMBLY	46
FD00007112	FREEMAN DECAL, RED	222	HOS0007722	HOSE ASSEMBLY	46
FD00007114	DECAL; FREEMAN	90, 94, 152	HOS036659A	HOSE ASSY	66, 290
FD00007126	DECAL - NEEDLE ADJUSTMENT	264	HOS037371A	HOSE ASSEMBLY	46
FD00008193	DECAL; AVOID EQUIPMENT DAMAGE	264	HSN0027996	BRG HOUSING, AUGER	164
FD00023473	DECAL, CAUTION	58, 74, 90, 94, 134	HSN0238330	PLG BRG HOUSING W/ BEARINGS	106
FD00023572	DECAL; CAUTION	90, 94, 174, 216	HSP0000004	HOSE PROTECTOR	66
FD00023575	DECAL; DANGER! DO NOT RIDE	152	HTH0021097	BALL HITCH	2, 6
FD00023581	"CAUTION! SHUT OFF MOTOR"	90, 94, 216	HTH0031000	2-5/16 BALL W/NUT & WASHER	298
FD00023583	DECAL, WARNING	226	HUB0007157	SHEAR HUB ASSY	86
FD00025126	DECAL; PICKUP HAZARD	134, 152	HUB0070655	CAP, GREASE WALKING BEAM	248
FD00028146	DECAL	32	HUB0102415	HUB	248
FD00029195	DECAL	32	HUB0287130	HUB PACKAGE F/120"TRACK+1390	248
FD0037374A	DECAL	32	HYD0001571	FITTING	18
FH00004907	END PLATE, FEEDER HOUSE	150	HYD0025371	FITTING	50
FH00016370	FEEDER HOUSE ASSEMBLY	146, 150	HYD0068030	FITTING	70, 80
FH000200867	BACK PLATE, FEEDER HOUSE	150	HYD0069033	FITTING	80
FH00020198	PLATE, BOTTOM FEEDER HOUSE	150	HYD5525030	FITTING	66
FH00020212	FEEDER HOUSE SECTION	150	IDL0016315	IDLER, PU CHAIN	160
FH00020905	BACK SHEET, FEEDER HOUSE	150	JCK0178203	JACK, 5000LB, SIDEWIND	2
FH00020987	AUGER TROUGH EXTENSION	150	KIT0008214	KIT, TWN KNTR SHAFT (380)	190
FIL0009052	FILTER, IN-LINE	178	KNF0011157	PLATE, KNIFE	102
FIL0010003	CAP, FILTER	50, 178	KNF0018468	KNIFE	114
FIL0023018	ELEMENT, FILTER	50	KNF0021901	PLATE, KNIFE	102
FIL0120000	HEAD, FILTER	50	KNF1115715	PLATE, KNIFE	102
FIL0HF6613	HYD RETURN FILTER ELEMENT	22	KNT0032132	BAR, TRIP METER	182, 198
FIL0HH6935	HYDRAULIC RETURN FILTER HEAD	22	KNT0060060	KNOTTER FRAME ONLY	188
FILS1510V3	HYDRAULIC TANK FILTER	22	KNT006006A	HEAD ASSY-W/ BUSHINGS	184, 188, 190
FLW0007127	FLYWHEEL ASSY	86	KOB0000102	KNOB	294
FOP0902774	CHAMBER WEDGE INSTALLATION	124	KPR0020740	PLATE, KEEPER	218
FOP0905953	BALE SCALE INSTALLATION, DIGITAL	300	LEV0013885	BAR, LEVER	2, 6
FRM037192E	FRAME 3 TIE 16" CHAMBER	264	LEV0015639	LEVER	222, 224
FT00000165	PUMP DRIVE CHAIN AUTO LUBER	174	LEV0025133	LEVER ASSEMBLY	184, 200, 208
FT00000252	HOSE CLAMP	16	LEV0032159	ADAPTER, LEVER	22
FT00000530	FILLER BREATHER	70	LEV0035616	PLATE, LEVER	200, 208
FT00000546	FILTER, PUMP	70	LIT0000037	LIGHTS INSTALLATION	268
FT00000547	CONTROL, PUMP	80	LIT0001815	LAMP, BAYONET	32
FT00000548	GASKET	70, 80	LIT037163B	LH HIGHWAY LIGHT ASSEMBLY	278
FT00000549	FITTING	70, 80	LIT037164B	RH HIGHWAY LIGHT ASSEMBLY	276
FT00000555	DRIVE SPROCKET	70	LIT1250410	BASE, LAMP	32
FT00000556	TENSION CONTROL DRIVE CHAIN	68	LIT1251131	LENS, RED	32
GAG0000001	GAUGE, TENSION CONTROLLED	22	LNK0000523	CONNECTING LINK	160
GAG0001133	HOURLMETER	32	LNK0035654	LINK, ACCEL	22
GAG0064051	GAUGE, SIGHT LEVEL	50	LOK0005857	PLATE, LOCK	102
GER0006068	MODULAR CAM GEAR	184, 190	LTH0011229	BAR, LATCH	2, 6
GER0007128	PINION GEAR	84	LTH0011231	BAR, LINK	2
GER0007873	HARDEND KNOTTER WORM PINION	188	LUB0070328	MANIFOLD ASSEMBLY	74, 76
GRD035979D	GUARD, FEEDER HOUSE	146	LUB0323060	FITTING, PRESSURE	60, 76
GRD036018E	GUARD, INNER PIPE LH	146	LUB0833116	MANIFOLD	184
GRD036019E	GUARD, SIDE FEEDS CENTER	146	MLD7500317	TIM, EDGE	226
GRD036020E	GUARD, OUTER PIPE	146	MNT0000001	KIT, SIGN MTG	298
GRL037309B	PLATE, LWR SUPPORT	58	MNT0011313	ANGLE, MOUNTING	164
GRL037310E	GRILL WELDMENT, OIL COOLER	58	MNT0011400	PLATE, MOUNTING	160
GSK3303009	GASKET	248	MNT0018340	BELLY PAN	22
GUD0031463	BRACKET, LH	228	MNT0020484	HAY SAVER MOUNT	172

Rev: 08/10

PARTS INDEX



Part No.	Description	Page No.	Part No.	Description	Page No.
MNT0022379	MOUNTING, RH	160	PNT0085350	ONE GALLON RED BALER PAINT	298
MNT0023007	BAR, MOUNTING	164	PPE0000001	FITTING	60
MNT0023153	ENGINE MNT, LH	14	PPE0014000	ELBOW, PIPE	60, 76
MNT0030914	EXTENSION PLATE, R.HWHEEL	255, 258	PPE0040250	TEE, PIPE	60, 76
MNT0032033	BAR, MOUNTING	16	PPE0075900	FITTING	50
MNT0033273	MOUNT, INDICATOR	242	PPE1000500	NIPPLE, PIPE	50
MNT0033556	MOUNT, STRIPPER PICKUP, LOWER	164	PPE2505000	NIPPLE	60, 76
MNT0033557	MOUNT, STRIPPER PICKUP, TOP	164	PPE3752500	NIPPLE	80
MNT0035653	BAR, MOUNTING	22	PPE7500600	NIPPLE, PIPE	50
MNT0050025	KNOTTER FAN SHROUD MOUNT	226	PUL0006630	PLATE, SHEAVE	50
MNT0204840	HAY SAVER MNT W/PIN 70"	172	PWB3751000	BOLT, PLOW	126
MNT036623A	PLATE, MOUNTING	284, 288	R11357	FITTING	50
MNT036760B	BRACKET, MOUNTING	36	R12565833	HOSE ASSY	4, 8, 66, 296
MNT037222A	PLATE, MOUNTING	110, 114, 118, 174	R12568533	HOSE ASSEMBLY	78
MNT037346D	MOUNTING	198	R12579545	HOSE ASSY	22, 296
MNT2048400	MOUNT & ARM ASSEMBLY	172	R13597	FITTING	50
MSR006140Y	MARKER STRIP	36	R13801972	FITTING	22, 50, 68
NCC0003125	CAGE NUT	134	R13803044	CLIP, INSULATED	22
NYL0000250	TUBE	102, 174	R13804188	FITTING	50
NYL0001250	TUBE	184	R14293	FITTING	62, 66
PAD0018804	TENS RAIL SUPPORT PAD	224	R14337	STRAINER, SUCTION	50
PAD0025218	SILENCER PAD, HAY DOG	130, 132	R15668	KIT, SEAL	28
PAD0025219	PAD	130	R4510197	RELAY	32, 54, 56
PCY0020861	FENDER ASSEMBLY, RH -P/U	164	R525293	MAGNET, CERAMIC	50
PCY0033352	SPACER	164	R616841	MACH BUSH	164, 184, 190
PCYSPEC370	PICKUP ASSY, SUPER SWEEP	160, 164	R740861	PIN, MALE	286, 290
PIN0007831	PIN, ROLL	102	R740864	CONNECTOR, WIRE	290
PIN0008670	CONNECTING ROD PIVOT PIN-GR 8	106	R740865	PIN, MALE	270
PIN0018402	LOCK PIN ASSEMBLY	2	R740866	PIN, MALE	270, 274, 286, 290
PIN0018909	PIN, PIVOT TONGUE	2	R740867	SEAL, WIRE	270, 274, 286, 290
PIN0020739	PIN	218	R740868	SEAL, WIRE	270
PIN0024065	PIN, FEED ARM CRANK	136, 140	R740874	PIN, FEMALE	274, 286
PIN0035710	PIN ASSEMBLY	96, 108	R740880	CONNECTOR, WIRE	274
PLF0008206	BRACKET	156, 158	R740881	PIN, FEMALE	286, 290, 292
PLF0018049	PAD, ADJUSTING	102	R740885	CONNECTOR, WIRE	270, 290
PLF0018168	BRACKET WELDMENT	156, 158	R740886	CONNECTOR, WIRE	286, 290, 292
PLF0026952	LEVER	14, 50	RD00708600	ROD	230, 252
PLF0820700	PLATE, LIFT ARM	156, 158	RES0045015	RESISTOR	32
PLF0820701	PLATE, LIFT ARM	156, 158	RES0832127	RESISTOR	36
PLG0007839	MOUNTING, RH REAR	102	ROD0000001	ROD END, STOP DOG RETURN	228, 230
PLG0007840	ANGLE, RH FNT	102	ROD0013590	SPRING ROD	140
PLG0026593	BAR, RH BTM	110, 114, 118	ROD0016321	ROD, ADJUSTING	162
PLG0031402	FRAME, PLUNGER	102	ROD0020044	ROD	174
PLG0031736	FRAME, PLUNGER	102	ROD0035655	ROD, ACCEL	22
PLG035987D	BAR, LH UPR RAIL	110, 114, 118	ROD0035670	ROD	230
PLG036078F	FRAME, PLUNGER	102	ROD035984B	ROD	228, 230
PLG3140200	PLUNGER ASSEMBLY 16"	96, 102	ROD037018B	ROD ASSEMBLY, DRIVE	194
PLG3173600	PLUNGER ASSEMBLY 15"	96, 102	ROP0000012	CORD, #12 PREMIUM SASH	2
PLT0011228	PLATE, LATCH	2, 6	RS00001514	ROLL PIN, BILL HOOK	188
PLT0022382	PLATE, SIFT SPRING	164	RS00003786	TRIGGER, BILL HOOK	188
PLT0026966	SPACER PLATE, 3/4"	250, 252	RS00006002	BUSHING , BILL HOOK	188
PLT0029905	PL, WALKING BEAM	256	RS00006003	TWINE DISC BUSHING F/KNT60060	188
PLT0032431	PLATE, LH	100	RS00006015	BILL HOOK STANDARD	188
PLT0032434	PLATE, LH	100	RS00006035	BILL HOOK, OPTION LARGER	188
PLT0035077	BAR, UPPER	62	RS00006085	RETAINER , TWINE DISC	188
PLT0163040	SIDE PLATE ASSEMBLY, LH	96, 100	RS00602201	BUSHING, KNIFE ARM	188
PLT0163070	SIDE PLATE ASSEMBLY, RH	96, 100	RS03451926	PIN F/BILL HOOK CAM & SPRING	188
PLU0009292	PLUG, PLASTIC	38	RS0522734	SPIRAL PIN F/KNOTTER GEARS	188
PMP0000003	AUTO LUBER PUMP	178	RS206377212	KNIFE ARM PIN COMPLETE	188
PMP0077021	GEARBOX	46	RS20637722	PIN, KNIFE ARM PIN	188
PNT0085125	ONE GALLON WHITE BALER PAINT	298	RS331112051	NUT, F/KNIFE ARM PIN	188

PARTS INDEX

Part No.	Description	Page No.	Part No.	Description	Page No.
SAL0000004	METER WHEEL ASSEMBLY	174, 18, 194	SHR037308B	PLATE, BAFFLE	58
SAL0000005	KNOTTER TRIP MOUNTING ASSY	174, 182	SOK0000007	BOOT	268, 252
SAL0000007	DRIVE CHAIN ASSEMBLY, P/U	160, 170	SOK0012310	SOCKET	268, 252
SAL0000580	KNOTTER TRIP MOUNTING ASSY	194, 198	SOK5108401	TRANSISTOR SOCKET	36
SAL3700003	KNOTTER ASSEMBLY	174, 184	SPC0017669	SPACER	164
SALWKGNT03	KNOTTER SUBASSY, WELGER	194, 200	SPC0018514	BAR, SPACER	114, 118
SCCM010025	KNOT FRAME MOUNTING BOLT	204	SPC0018515	SPACER	114, 118
SDR0RA9320	SENDER, FLUID LEVEL	18	SPC0018516	BAR, SPACER	114, 118
SEL006506U	SEAL	248	SPC0018517	PLATE, FNT SPACER	114, 118
SGN0024006	SIGN, "SLOW MOVING VEHICLE"	298	SPC0018519	BAR, SPACER	114, 118
SHD0006253	FENDER FLARE, RH-60"+70" P/U	164	SPC0024066	SPACER	138
SHD0006906	PLATE, MOUNTING	134	SPC0031139	SPACER	257
SHD0007002	PLATE, SHIELD	134	SPC0031363	SPACER, PLATE	146
SHD0007096	PLATE, LATCH	146	SPC0033118	SPACER	96, 110, 114, 118, 194
SHD0008028	PLATE, SHIELD FRONT	74	SPC0035591	BAR, SPACER	62
SHD0008040	SHIELD ASSEMBLY	222	SPC035753B	BAR	114, 118
SHD0011309	PLATE, LH	164	SPC036500B	PLATE	146
SHD0014244	PLATE, SHIELD	160	SPG0007095	SPRING, HOOD LATCH	146
SHD0016332	PLATE, BRACE	134	SPG0020662	LATCH SPRING, PLUNGER	228
SHD0017231	PLATE, LH SHIELD	152	SPG0023160	SPRING, SIDE HAY DOG	132
SHD0020829	PLATE, EXT	164	SPK0002318	IDLER SPROCKET PICKUP	164
SHD0020832	PLATE, RH	164	SPK0004030	SPROCKET	68
SHD0023680	SHIELD, CHAIN DRIVE	168	SPK0021220	SPROCKET ASSEMBLY	170
SHD0028273	PLATE, SHIELD	22	SPK0040030	SPROCKET, PICKUP AUGER	164
SHD0035692	SHIELD, ALT BELT	38	SPK0040045	SPK-PICKUP AUGER -"REV TAPER"	164
SHD037321D	PLATE, FRONT SHIELD	152	SPN0028764	LH SPINDLE ASSY-120"-AFT/7-94	248
SHF0007093	SHAFT, LH	100	SPN0030824	SPINDLE; *C; WALKING BEAM	248
SHF0007132	SHAFT, PINION	84	SPN0287640	SPINDLE & HUB ASSY	248, 254, 256, 259
SHF0018480	SHAFT, PICKUP REEL	164	SPN1024150	HUB/SPINDLE WALKING BEAM	248, 256
SHF0021219	DRIVESHAFT	170	STO0022419	BAR, STOP	184, 200, 208
SHF0033356	SHAFT, PIVOT	164	STR0033500	PLATE, STRIP	164
SHF0035600	SHAFT, KNOTTER	200, 208	STR0033501	PLATE, STRIPPER	164
SHM0000103	SHIM	106, 184, 190	STR0033502	PLATE, STRIPPER	164
SHM0000105	SHIM	106, 184, 190	SUP0017229	BRACKET	152
SHM0000250	SHIM	174	SUP0017230	PLATE, SHIELD	152
SHM0001250	SHIM	174	SUP0018768	SUPPORT	146
SHM0001875	SHIM	174	SUP0023008	SUPPORT, FEEDER HOUSE	150
SHM0034534	SHIM, KNIFE, PLATE	102	SUP0024161	SUPPORT WELDMENT	224
SHM0034535	SHIM	102, 174	SUP0031138	CHANNEL	257, 260
SHM0115770	BAR, SHIM	102	SWI0000010	SWITCH, PROX	292
SHM0115771	PLATE, SHIM	102	SWI0001140	SWITCH, IGNITION	32, 54
SHM0115772	PLATE, SHIM	102	TBX0020849	TUBE	232
SHM0163090	SHIM	92, 96	TER0000099	TERMINAL LUG	32
SHM0163091	SHIM	96	TER0491022	TERMINAL RING	290
SHM0163092	SHIM	92, 96	TER0560616	TERMINAL RING	32
SHM0163093	SHIM	96	TER0560816	TERMINAL RING	32
SHM037348B	SHIM, 1/4" PIVOT PLATE	194	TER0561022	TERMINAL RING	32, 270
SHM037349B	SHIM, 3/16" PIVOT PLATE	194	TER0563216	TERMINAL RING	32
SHM037350B	SHIM, 1/8" PIVOT PLATE	194	TER0563217	TERMINAL RING	32
SHM037779B	SHIM	174, 194	TER0604142	TERMINAL	32
SHM0800400	SHIM, PINION 20GA	82	TER5616120	TERMINAL RING	32
SHM0800401	SHIM, PINION 16 GA	82	TERSSP561V	PLUG , TERMINAL	290
SHM0800402	SHIM, PINION 10 GA	82	TIR0000002	TIRE AND WHEEL HIGHWAY	248, 252-257
SHM2406700	SHIM, BRG	138	TIR0165161	TIRE	254
SHM2406701	SHIM, BRG	138	TIR7501608	10 PLY- HIGHWAY TIRE	248, 252-257
SHM2406702	SHIM, BRG	138	TNK004Z980	HYDRAULIC RESERVOIR	22
SHR036954D	PLATE, LH SHROUD	58	TNS0022284	TENSION RAIL, TOP	62
SHR037304E	BULLGEAR/COOLER SHROUD ASSY	46	TNS0034362	RAIL, BTM TENSION	62
SHR037305E	PLATE, SHROUD	58	TNS035803B	SQUEEZE PLATE ASSEMBLY	62
SHR037306D	PLATE, TOP SHROUD	58	TNS036527D	TENSION RAIL, RH	62
SHR037307B	PLATE, BACK	58	TNS036528D	TENSION RAIL, LH	62

Rev: 08/10

Part No.	Description	Page No.
TNS036531E	TENSION RAIL & BEAM ASSEMBLY	62
TRA0044002	TRANSISTOR	36
TTH0033171	PICKUP TOOTH	164
TUB0000650	TUBE	178
TUB0001800	TUBING	36
VLV0000001	RELIEF VALVE	50
VLV0075005	CHECK VALVE	50
WAS0011459	WASHER, TOOTH BAR BRG	164
WAS0015783	BUSHING	164
WHL0000002	TIRE & WHEEL ASSEMBLY	248, 254, 259
WHL0106897	WHEEL F/HIGHWAY TIRE	248, 252-257
WHL0108191	WHEEL	248, 254
WHL4103504	TIRE ASSY P/U DEPTH WHEEL	260
WIR0016060	WIRE	270
WLG0000001	KNOTTER TWINE GUIDE PLATE	194
WLG0000002	KNOTTER STOP SPRING	194
WLG0000003	SPRING, STOP	194
WLG0000005	KNOTTER ANGLE SPRING	194
WLG0000006	SPRING, KNOTTER TWINE PULLER	230
WLG0001001	MAIN CAM GEAR (W/BRG FLANGE)	204
WLG0001002	MAIN CAM GEAR	204
WLG0001004	BEARING FLANGE	204
WLG0001005	BEARING	204
WLG0001006	BEARING SNAP RING	204
WLG0001008	BEARING SHIM 0.2 MM	204
WLG0001009	BEARING SHIM 0.3 MM	204
WLG0001011	BUSHING, FRAME UPPER	204
WLG0001012	BUSHING, TWINE HOLDER	204
WLG0001013	BUSHING, BILLHOOK	204
WLG0001014	BUSHING, TENSION LEVER	204
WLG0001015	O-RING SEAL FOR WLG0001014	204
WLG0001016	ROLL PIN, TWINE CLAMP	204
WLG0001017	BILL HOOK TRIGGER CAM ROLL PIN	204
WLG0001018	BILL HOOK TRIGGER PRS SPG BOLT	204
WLG0001019	TRIGGER PRESSURE PLATE	204
WLG0001020	TRIGGER PRESSURE SPRING	204
WLG0001021	TRIGGER PRESSURE SPRING NUT	204
WLG0001022	BILL HOOK TRIGGER CAM	204
WLG0001023	TWINE HOLDER THRUST BEARING	204
WLG0001024	BILL HOOK THRUST WASHER	204
WLG0001025	KNOT FRAME BOLT 10 X 30 MM	204
WLG0001026	DISC SPRING 12 MM	204
WLG0001027	KNOTTER FRAME SHIM 0.3 MM	204
WLG0001034	PINION	204
WLG0001038	TWINE HOLDER WITH KNIFE	204
WLG0001039	TWINE HOLDER KNIFE	204
WLG0001040	TWINE HOLDER KNIFE COVER	204

Part No.	Description	Page No.
WLG0001041	BOLT	204
WLG0001046	LEAF SPRG TENSION LEV (COMPL)	204
WLG0001047	TENSION LEVER (WITH PIN ONLY)	204
WLG0001048	TENSION LEVER	204
WLG0001049	TENSION LEVER PIN	204
WLG0001050	TENSION LEVER ROLLER	204
WLG0001051	SNAP RING	204
WLG0001052	BALE FORM TWN HLDR CLAMP BOLT	204
WLG0001053	LOCK NUT FOR WLG0001052	204
WLG0001054	WASHER	204
WLG0001055	COTTER PIN	204
WLG0001056	CLAMP, TWINE HOLDER	204
WLG0001057	TYING PRESSURE SPRING	204
WLG0001058	TYING BOLT ADJUSTMENT BRACKET	204
WLG0001059	TYING PRESSURE BOLT	204
WLG0001063	PIN, EXPANDING	200, 204, 208
WLG0001064	BOLT	200, 204
WLG0001065	NUT - WELGER KNOTTER	200
WLG0001066	WASHER	200
YEE-2	SET COLLAR	96
YL-402-C2	CARTRIDGE, CHECK VALVE	28
YOK0024055	YOKE, SWIVEL	138
YOK0024056	YOKE, BRG BLOCK	138
YOK036534D	YOKE, BOTTOM REAR	62
ZZ00000200	BUSHING	102
ZZ000002008	SET COLLAR W/SCREWS	86
ZZ00000201	BUSHING	140
ZZ00000202	BUSHING	102
ZZ00000203	BUSHING	102
ZZ00000204	BUSHING	96
ZZ00000206	BUSHING	140
ZZ00000207	BUSHING	138
ZZ00000208	BUSHING	228, 230
ZZ00000209	BUSHING	96
ZZ00000210	MACH BUSH	182, 198, 218
ZZ00000211	BUSHING	228, 232
ZZ00000218	BUSHING	62
ZZ00000219	BUSHING	62
ZZ00000228	BUSHING	140, 170
ZZ00000418	KEY	164
ZZ00000419	KEY	184, 200, 208
ZZ00000428	KEY	164
ZZ00000445	KEY	160
ZZ00000456	KEY	136
ZZ00000459	KEY	220
ZZ00000705	PIN, ROLL	22



WARNING

California Proposition 65 Warning

Diesel engine exhaust and some of its constituents are known to the State of California to cause cancer, birth defects, and other reproductive harm.

Battery posts, terminals and related accessories contain lead and lead compounds, chemicals known to the State of California to cause cancer, birth defects, and other reproductive harm. Wash hands after handling.

Other chemicals in this vehicle are also known to the State of California to cause cancer, birth defects, and other reproductive harm.



To find a dealer in your area,
Call: 503-625-2560,
Fax: 503-625-7269, or

Visit our website: <http://www.alliedsystems.com>

Allied Systems
COMPANY

PB00038X09 10/16
Printed in USA