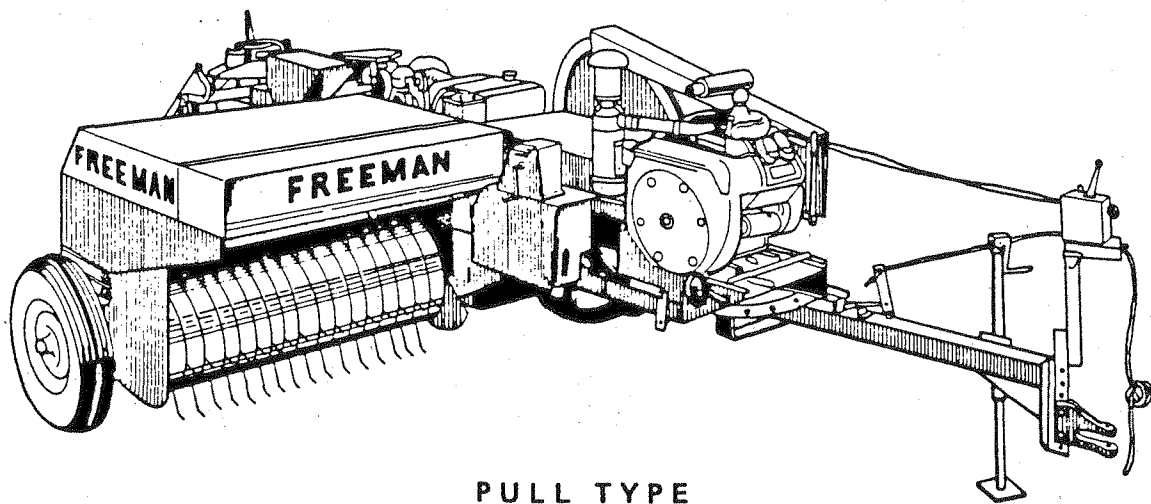


FREEMAN

Automatic Hay Baler

1978 PARTS LIST



PULL TYPE
Model 330

manufactured and distributed by

J. A. FREEMAN & SON, INC.



PORTLAND, OREGON

Printed in U.S.A. 9-78

CALIFORNIA

Proposition 65 Warning

**Diesel engine exhaust and some of its
constituents are known to the State of
California to cause cancer, birth defects,
and other reproductive harm.**

TABLE OF CONTENTS

Drawbar and engine mount	1
Flywheel and pinion shaft assembly	2
Bull gear and plunger connecting rod assembly	3, 4
Plunger assembly	5, 6
Bale chamber	7, 8
Axle assembly	9, 10
Pickup cylinder assembly	11
Pickup drive	12
Pickup feeder house	13
Pickup drive belt shield	14
Crank arm shield	15
Throttle and tension control stand	16
Feed arm drive, feed arm and feed fork assembly	17, 18
Knotter drive and needle yoke assembly	19, 20
Knotter trip assembly	21
Knotter brake assembly	22
Wire knotter	23, 24
Wire box and guides	25, 26
Twine knotter, clutch and mounts	27, 28
Twine finger drive	29
Twine box and twine guides	30
Bale chute and weight indicator	31
Tension control ram assembly	32
Tension control bypass assembly	33
Tension control pump assembly	34
Drawbar and P.T.O. mount	35
P.T.O. clutch	36
P.T.O. front drive line	37
P.T.O. rear drive line	38
P.T.O. gear box	39
Extra items	40
Fuel tank, battery and lights	41
Automatic luber	42
Hay saver wheel assembly	43
Multi luber centralized lubrication system	44
Tension release kit	45
Bull gear luber assembly	46

INDEX

Part No.	Page No.	Part No.	Page No.	Part No.	Page No.	Part No.	Page No.
F7	12	F800	43	F1226	11	F1654	43
F8A	12	F822	18	F1407	39	F1661	4, 18
F9A	20	F837	20	F1409	39	F1675	40
F55	4	F840	12	F1410	39	F1676	40
F72	2	F856	20, 26, 30	F1411	39	F1677	40
F73	1, 2	F857	20, 26, 30	F1412	36, 39	F1680	28
F83	12	F862	41	F1414	39	F1686	21
F96	11	F878	1	F1415	39	F1687	21
F98	11	F883	20	F1416	39	F1688	41
F99	28	F889	37, 38	F1417	39	F1689	41
F100	11	F890	37	F1418	39	F1691	41
F101	11	F893	41	F1419	39	F1697	40
F122	1, 12	F942	40	F1420	39	F1699	40
F126	12	F946	26	F1421	39	F1702	20
F129	12	F967	4	F1433	16	F1705	40
F159	29, 45	F967A	4	F1441	4, 6	F1706	40
F172	23, 33	F967B	4		42, 46	F1720	39
F183	1, 35	F985	31	F1451	16	F1736	41
F188	20	F986	6	F1452	16	F1760	44
F212	10	F987	31	F1497	41	F1761	44
F213	10	F988	31	F1499	41	F1762	44
F220	20	F990	31	F1511	40	F1763	44
F225	4	F993	31	F1512	6	F1764	44
F227	6	F994	31	F1513	21	F1765	44
F246	20, 22, 24	F995	31	F1514	21	F1766	44
F268	31	F997	31	F1515	21	F1768	44
F278	21	F998	31	F1517	20, 21, 29	F1769	44
F281	13	F999	31	F1531	21	F1770	44
F298	6	F1002	16	F1537	6	F1771	44
F299	6	F1003	16	F1549	20	F1772	44
F304	21	F1004	16	F1550	20	F1773	44
F312	18	F1005	16	F1551	20	F1774	44
F440	1, 20, 21	F1006	16	F1552	20	F1778	39
	24, 35	F1007	16	F1556	18	F1779	39
F497	8	F1008	16	F1557	18	F1780	36, 39
F498	2	F1011	16	F1559	18	F1782	44
F525	30	F1012	16	F1561	18	F1783	44
F600	8	F1013	16	F1563	13	F1784	44
F635	21	F1014	16	F1568	21	F1790	36
F636	21	F1018	16	F1572	21, 22, 29	F1791	36
F637	21	F1019	16	F1576	24	F1792	36
F638	21	F1020	16	F1589	20	F1793	36
F649	40	F1025	16	F1601	39	F1794	36
F657	28	F1026	16	F1603	18	F1795	36
F658	28	F1076	39	F1605	1	F1796	36
F659	28	F1078	39	F1607	1	F1797	36
F734	40	F1083	39	F1608	21	F1798	36
F735	40	F1084	39	F1609	6	F1799	36
F736	40	F1085	39	F1611	20	F1800	36
F751	6	F1087	39	F1614	2	F1801	38
F753	20	F1093	39	F1617	21	F1803	38
F755	24, 28	F1095	39	F1618	21	F1804	38
F759	20	F1106	37	F1619	21	F1805	38
F760	20	F1107	37	F1620	24, 28	F1806	38
F761	20	F1108	37	F1622	24, 28	F1807	38
F770	40	F1129	16	F1623	24, 28	F1808	38
F774	6	F1130	16	F1629	6	F1809	38
F775	6	F1131	16	F1632	21	F1810	38
F777	6	F1132	2	F1633	24, 28	F1811	38
F778	4, 6	F1134	4	F1636	6	F1812	37
F779	6	F1189	18	F1638	31	F1816	38
F780	6	F1193	18	F1639	31	F1817	38
F781	6	F1195	18	F1643	18	F1818	38

INDEX

Part No.	Page No.	Part No.	Page No.	Part No.	Page No.	Part No.	Page No.
F1819	38	F4161	24, 28	F7081	23	F7451	22
F1823	37	F4163	26	F7084	23	F7452	22
F1824	37	F4190	26	F7085	23	F7453	22
F1825	37	F4191	26	F7086	23	F7454	22
F1826	37	F4193	40	F7087	23	F7456	24
F1827	37	F4203	26	F7089	23	F7461	24, 28
F1828	37	F4204	26	F7145	13	F7462	4
F1831	35	F4205	20, 26	F7146	11	F7463	4
F1833	35	F4210	26	F7148	11	F7472	13
F1834	35	F4222	20, 26	F7149	11	F7488	2
F1835	35	F4224	26	F7151	11	F7515	26
F1839	35	F4225	26	F7152	13	F7519	24, 28
F1846	37	F4228	26	F7159	13	F7521	20
F1847	37	F5159	26	F7160	13	F7522	20
F1839	35	F5233	41	F7164	13	F7523	20
F1855	44	F5545	16	F7176	11	F7524	20
F1856	44	F5554	16	F7177	11	F7526	20
F1857	44	F5559	16	F7180	11	F7527	20
F1858	44	F5842	41	F7186	11	F7528	22
F1889	21	F5922	40	F7187	11	F7529	18
F1890	21	F5941	41	F7190	11	F7532	18
F1893	43	F6003	29	F7193	11	F7533	18
F1894	43	F6004	29	F7194	1, 11, 35	F7534	18
F1895	43	F6108	4	F7213	35	F7535	12
F1896	43	F6126	41	F7227	21, 23	F7537	1
F1897	43	F6267	42	F7230	26	F7538	1, 35
F1898	43	F6268	42	F7231	26	F7539	1
F1899	43	F6317	26, 30	F7232	26	F7540	1
F1900	43	F6318	26, 30	F7236	31	F7541	1, 30
F1901	43	F6577	41	F7239	4, 13	F7543	4
F1902	43	F7000	2	F7247	24	F7545	4
F1903	43	F7001	1	F7248	23	F7546	12
F1904	43	F7002	1, 35	F7257	24	F7547	20
F1905	43	F7003	1, 35	F7275	13	F7550	8
F1906	43	F7004	1, 35	F7276	13	F7552	20
F1907	43	F7005	1, 35	F7283	1, 35	F7554	20
F1908	43	F7006	1, 35	F7299	13	F7555	26, 30
F1909	43	F7007	1, 35	F7312	23	F7556	26, 30
F1911	43	F7010	1, 35	F7313	23	F7557	26
F1912	43	F7013	16	F7318	23	F7559	22
F1913	43	F7014	2	F7329	23	F7560	22
F1914	43	F7032	4	F7330	23	F7561	22
F1915	41	F7033	4	F7345	24	F7565	1, 35
		F7034	4	F7346	24	F7566	1, 35
F4014	20, 26	F7035	4	F7349	24	F7567	1, 35
F4015	20, 26	F7036	4	F7354	4	F7568	20
F4016	20	F7037	4	F7355	11	F7569	20
F4024	23	F7038	4	F7356	11	F7570	24
F4030	24	F7039	4	F7363	35	F7571	24
F4046	23	F7040	4	F7382	11	F7572	11
F4050	18	F7046	41	F7391	21	F7573	11
F4067	26, 31	F7049	41	F7394	13	F7579	13
F4068	26, 31	F7055	20	F7397	20	F7585	22, 45
F4104	28	F7062	23	F7400	42	F7586	22
F4115	24, 28	F7063	12, 24, 28	F7418	4	F7587	22
F4133	24, 28	F7065	23	F7430	1	F7588	20
F4134	24, 28	F7069	24	F7431	24	F7590	1, 35
F4135	24, 28	F7072	24	F7432	24	F7597	11
F4136	24, 28	F7075	23	F7438	4	F7598	11
F4137	24	F7076	23, 24	F7439	6	F7599	11
F4138	24	F7077	23	F7448	22	F7600	31
F4159	24, 28	F7078	23	F7449	22	F7604	18
F4160	24, 28	F7079	23	F7450	22	F7605	18

INDEX

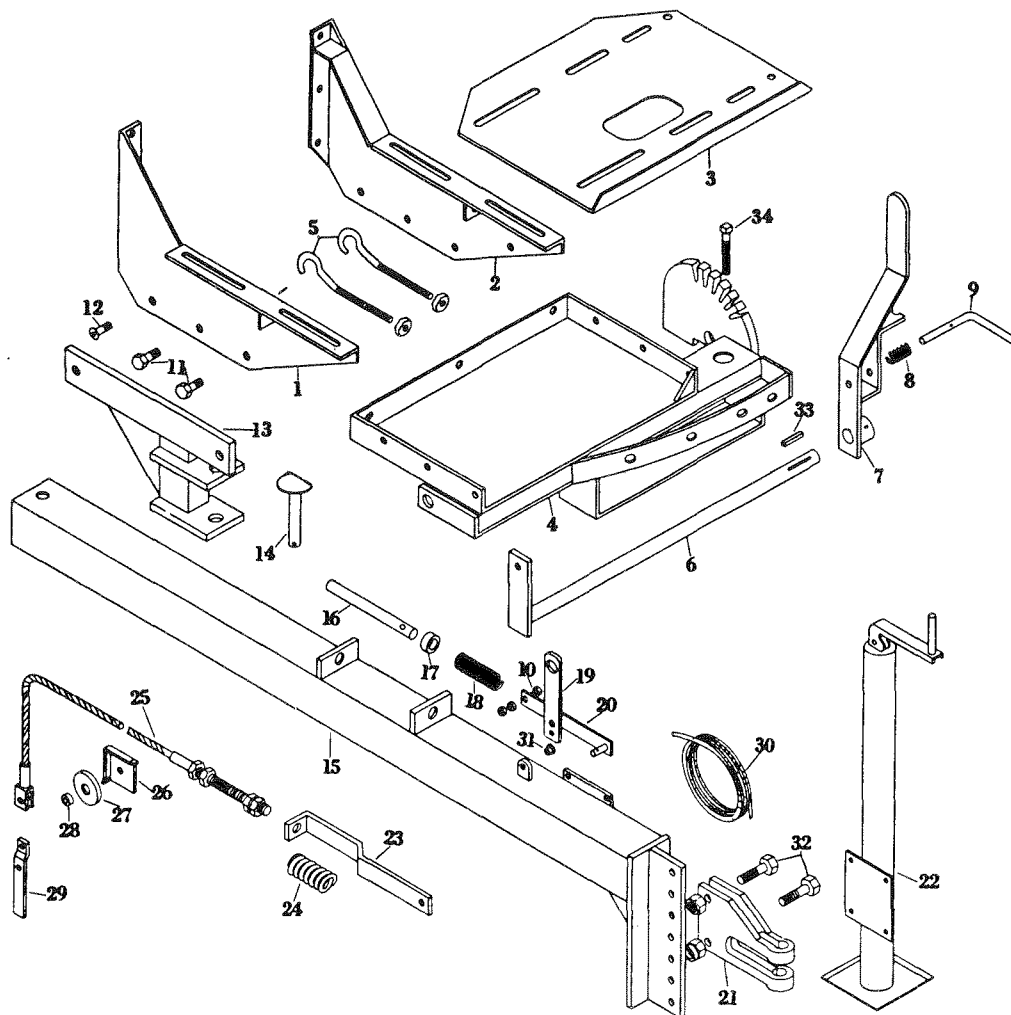
Part No.	Page No.	Part No.	Page No.	Part No.	Page No.	Part No.	Page No.
F7606	18	F7816	6	F7973	20, 30	F8078	4
F7607	18	F7818	6	F7976	28	F8079	4
F7608	26	F7819	6	F7977	28	F8080	4
F7609	43	F7822	6	F7978	28	F8083	20
F7610	18	F7825	6	F7980	24	F8084	20
F7624	31	F7826	6	F7985	30	F8086	20
F7626	40, 46	F7845	20	F7987	24, 28	F8090	12
F7636	10	F7848	35	F7988	28	F8091	12
F7637	26	F7849	35	F7989	10	F8092	12
F7638	26	F7859	28	F7990	10	F8095	29
F7639	26	F7860	28	F7991	10	F8100	4
F7640	26	F7861	28	F7992	10	F8102	11
F7641	26	F7862	28	F7993	10	F8103	11
F7642	26	F7867	28	F7994	10	F8104	20
F7643	26	F7868	28	F7995	10	F8105	20
F7644	26	F7869	28	F7996	10	F8112	20
F7645	26	F7870	28	F7997	10	F8113	11
F7651	4	F7871	28	F7998	10	F8126	18
F7652	20	F7872	28	F7999	10	F8127	18
F7654	13	F7873	28	F8000	10	F8128	18
F7655	31	F7874	28	F8001	10	F8129	18
F7656	31	F7875	28	F8002	10	F8130	18
F7657	31	F7876	28	F8003	10	F8131	18
F7658	31	F7882	28	F8004	10	F8132	18
F7659	31	F7883	28	F8005	10	F8133	18
F7661	31	F7884	28	F8010	10	F8134	18
F7682	35	F7889	30	F8011	10	F8135	18
F7699	2	F7890	30	F8012	10	F8136	18
F7705	26	F7891	30	F8013	10	F8137	18
F7707	1	F7892	28	F8014	10	F8138	18
F7713	13	F7893	28	F8018	10	F8139	18
F7714	13	F7898	30	F8019	10	F8140	18
F7723	46	F7903	20	F8020	10	F8141	18
F7725	35	F7904	22, 28	F8021	10	F8143	29
F7730	11	F7911	20	F8022	21	F8144	29
F7731	11	F7914	4	F8023	21	F8146	29
F7732	11	F7916	4	F8028	10	F8147	29
F7734	11	F7917	4	F8030	10	F8148	4
F7735	6, 46	F7927	30	F8049	28	F8149	4
F7737	8	F7928	30	F8050	28	F8152	8
F7741	11	F7929	30	F8051	28	F8153	8
F7742	41	F7930	30	F8052	28	F8154	20
F7743	41	F7931	30	F8053	29	F8155	8
F7750	10	F7932	30	F8054	28	F8156	8
F7756	10	F7933	30	F8055	4	F8162	12
F7757	10	F7934	30	F8056	6	F8163	12
F7758	10	F7935	30	F8057	6	F8164	41
F7760	11	F7936	30	F8058	6	F8165	6
F7762	6	F7937	30	F8059	41	F8166	6
F7763	6	F7938	30	F8060	41	F8167	6
F7764	6	F7942	28	F8061	41	F8172	6
F7765	6	F7943	28	F8062	41	F8173	26
F7766	6	F7947	28	F8063	41	F8174	26
F7767	6	F7948	28	F8064	30	F8175	26
F7792	23	F7949	28	F8067	41	F8176	26
F7793	23	F7958	29	F8068	28	F8177	20
F7794	23	F7959	29	F8069	28	F8178	36
F7795	1, 35	F7966	18	F8070	28	F8179	37
F7796	23	F7967	18	F8071	28	F8180	37
F7799	1	F7968	18	F8072	10	F8181	37
F7800	1	F7969	18	F8075	4	F8183	10
F7812	6	F7970	18	F8076	4	F8184	10
F7813	6	F7971	18	F8077	4	F8185	18

INDEX

Part No.	Page No.	Part No.	Page No.	Part No.	Page No.	Part No.	Page No.
F8186	18	F8289	42	FT14	32	FT549	34, 46
F8187	18	F8290	42	FT19	32	FT550	34
F8188	41	F8291	42	FT50	33	FT551	34, 46
F8189	41	F8292	42	FT53	33	FT552	34, 46
F8190	41	F8296	18	FT54	33	FT553	34, 46
F8191	41	F8301	41	FT58	33	FT555	34
F8192	1, 35	F8302	41	FT62	33	FT556	34
F8193	1, 35	F8303	41	FT63	33	FT557	34
F8194	30	F8304	41	FT75	32	FT558	34
F8196	42	F8305	41	FT87	33	FT559	34, 46
F8197	42	F8306	42	FT103	34, 46	FT560	8, 34
F8198	42	F8307	1	FT123	33	FT561	34
F8199	42	F8311	26	FT137	32	FT6205	33
F8200	42	F8312	4, 6	FT171	42, 46	FT7602	32
F8201	42		42, 46	FT178	33		
F8202	42	F8315	18	FT179	33	BAR7975	2
F8204	42	F8322	4	FT184	33	BKT7975	2
F8205	42	F8324	36	FT185	33	BKT8024	14
F8206	42	F8325	36	FT188	33	BKT8037	14
F8207	42	F8326	41	FT191	33, 34	BOX7161	8
F8208	42	F8327	41	FT192	33	BRG7067	2
F8209	34, 42	F8330	29	FT183	33, 34	BRG477212	2
F8210	42	F8331	34	FT194	33	BRG70670	2
F8211	42	F8334	18	FT209	33	BSH7127	2
F8221	34, 46	F8335	29	FT210	33		
F8227	34, 46	F8336	12	FT211	33	CAM7180	28
F8228	42	F8337	12	FT213	33	CHN6240	20
F8229	4	F8338	12	FT215	8	COV8038	14
F8230	4	F8339	12	FT216	32	CRA7072	18
F8231	18	F8343	10	FT217	32	CRA7443	4, 46
F8233	18	F8344	10	FT218	32	CRA7459	46
F8245	18	F8345	10	FT219	32, 34	CRA7859	46
F8246	18	F8346	10	FT220	32		
F8247	18	F8347	10	FT221	32, 33	FD1	16
F8249	19	F8348	10	FT223	33	FD44	15
F8250	18	F8349	8	FT224	33	FD7114	13
F8251	18	F8350	8	FT225	33	FD7115	13
F8252	18	F8351	18	FT231	32		
F8253	18	F8352	8	FT233	32	FH4907	13
F8254	18	F8353	8	FT235	32	FH7088	13
F8255	18	F8354	8	FT236	32	FH7118	13
F8256	18	F8357	6	FT237	32	FLW7127	2
F8257	18	F8358	6	FT239	45		
F8258	18	F8361	18	FT240	45	GER7128	2
F8259	18	F8362	40	FT241	45		
F8260	18	F8364	41	FT242	45	HNG6723	4
F8261	13	F8368	28	FT243	45	HTH7562	41
F8262	18	F8369	28, 29	FT244	45	HTH7611	41
F8263	4	F8370	28	FT245	33	HTH28400	41
F8264	13	F8371	28	FT246	33	HUB7157	2
F8265	18	F8375	13	FT247	45	HYD60020	46
F8274	28	F8376	42	FT248	33	HYD61020	46
F8275	28	F8377	8	FT249	33		
F8279	30	F8380	11	FT250	32	LUB6789	46
F8280	28	F8381	11	FT251	32	LUB7032	46
F8281	4	F8382	11	FT252	33, 34	LUB7600	15, 46
F8282	42	F8383	11	FT512	33	LUB323060	46
F8283	42	F8384	29	FT530	34		
F8284	42	F8385	4	FT538	34, 46	NFH10320	46
F8285	42	F8386	4	FT545	34	NMS7125	10
F8286	42	F8389	30	FT546	34	NYL250	46
F8287	42			FT547	34, 46	PIN7831	6
F8288	42	FT12	32	FT548	34, 46	PLG7837	6

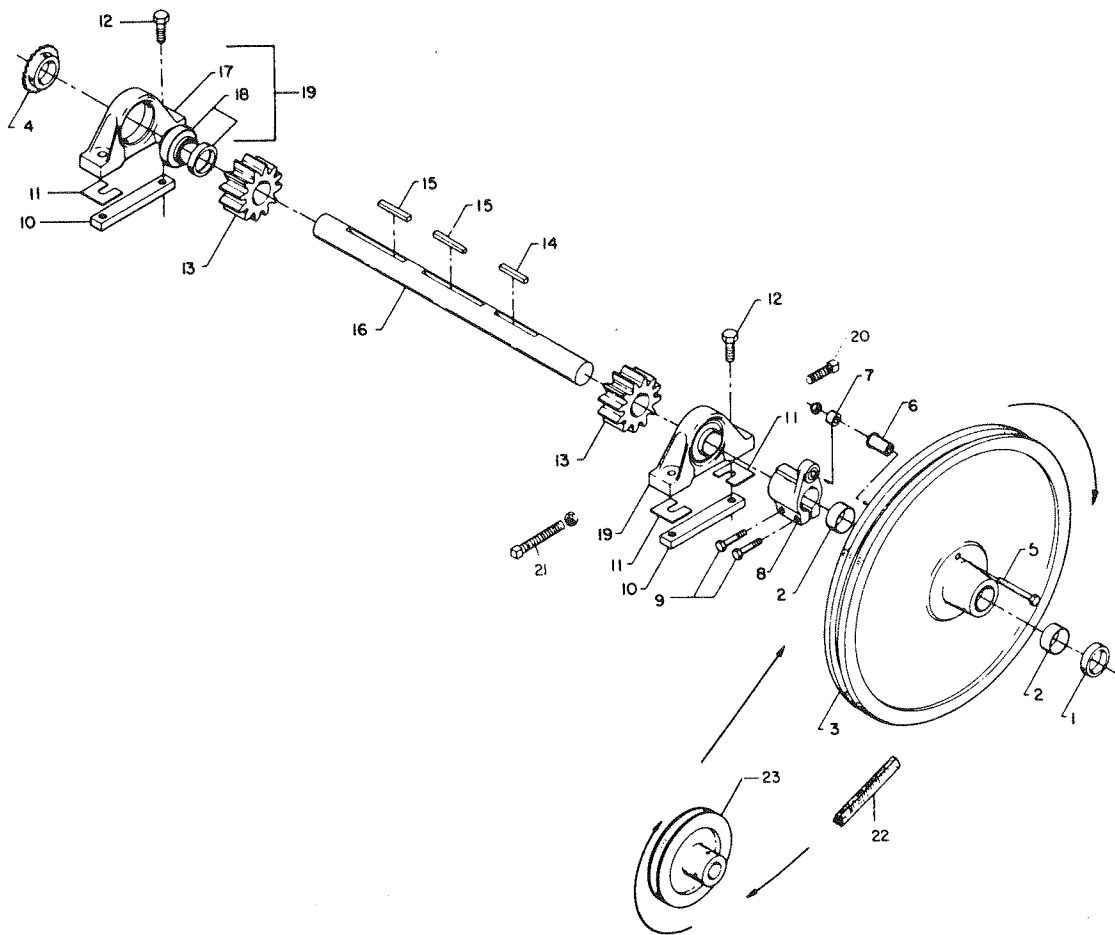
INDEX

Part No.	Page No.	Part No.	Page No.	Part No.	Page No.
PLG7839	6	TKN7130	28		
PLG7840	6	TKN7131	28		
PLT7318	10	TNS6887	8		
PLT7573	4	TNS6888	8		
PPE40125	46	TNS7040	8		
PPE1250500	46	TNS7049	8		
PPE250125	46	TNS7050	8		
PPE3752500	46	TNS7056	8		
PTO2607	38	TNS7057	8		
PTO2608	38	TNS7596	8		
PTO2609	38	TNS7597	8		
PTO2611	38	TNS68890	8		
PTO2612	38	TNS68891	8		
PTO2613	38	TNS68900	8		
PTO2614	38	TNS68901	8		
PTO2616	38	WAS104	18		
PTO2618	38	WCT100	46		
PTO2646	38	WIS7500	46		
PTO2591	38	WLK1000	46		
PTO337083	38	ZZ100	18		
PTO2112831	38	ZZ403	46		
PTO2293612	38	ZZ425	4, 18		
PTO2293753	38	ZZ2008	2		
PTO2612132	38	05-130	13		
PTO3622825	38	19-109	10		
RD7086	10				
SCC202	46				
SCC315	46				
SCC516	2				
SHD6687	15				
SHD6688	15				
SHD6690	15				
SHD6905	15				
SHD6906	15				
SHD7002	15				
SHD7075	13				
SHD7077	13				
SHD7096	13				
SHD7099	13				
SHD7129	4, 8				
SHD7494	23				
SHD7583	13				
SHD8040	14				
SHD70110	15				
SHF7093	4				
SHF7132	2				
SHM7089	13				
SHM8004	2				
SLV1051	46				
SMR1032050	46				
SPK4030	2				
SRG7095	13				
STN4937	16				
STN4939	16				
STN4941	16				



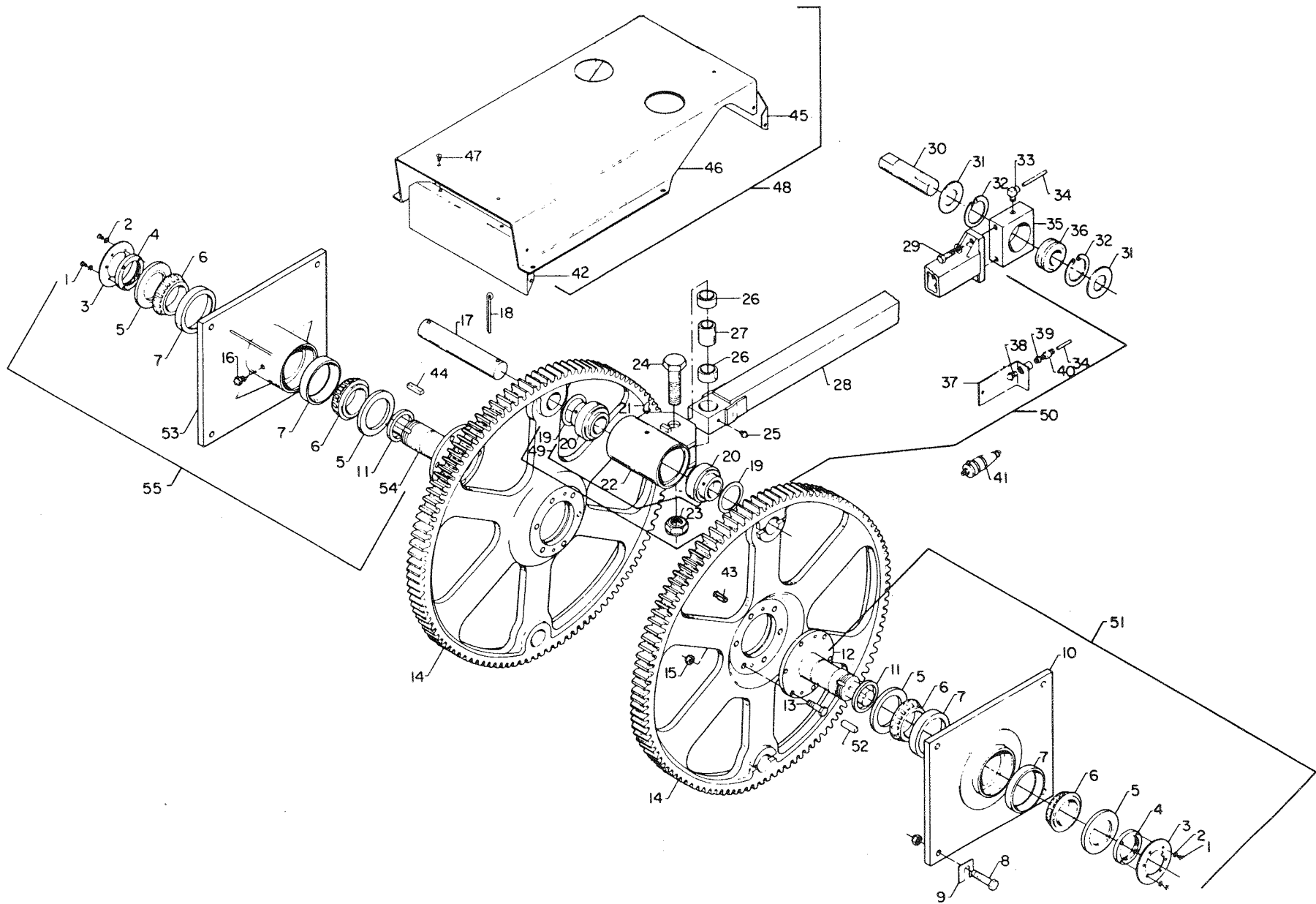
DRAWBAR AND ENGINE MOUNT

REF. NO.	PART NO.	DESCRIPTION	REF. NO.	PART NO.	DESCRIPTION
1	F7799	Engine mount, R.H.	20	F7795	Link, drawbar locking pin
2	F7800	Engine mount, L.H.	21	F183	Front end hitch
3	F7707	Engine base plate	22	F7430	Front end jack complete for engine balers
4	F7537	Hitch base plate with pickup quadrant		F878	Jack handle assembly
5	F7010	Engine adjusting bolt (2 used)		F1605	Ram only for jack
6	F7538	Pickup lift lever cross rod		F1607	Thrust bearing for jack
7	F7539	Pickup lift lever	23	F7567	Cable connecting link for cushion spring
8	F7541	Spring for F7540 pin	24	F7566	Cushion spring (pickup cable)
9	F7540	Pickup lift lever adjusting pin	25	F7565	Pickup lift cable with ends
10		1/2" x 2" N.C. cap screw	26	F7590	Sheave clip, pickup lift roller
11		1/2" x 1 1/4" N.F. cap screw	27	F8192	Cable pulley for pickup lift
12		1/2" x 1 1/4" button head bolt	28	F8193	Bushing for F8192 roller
13	F7007	Pivot pin bracket	29	F7194	Pickup lift bracket
14	F7006	Drawbar pivot pin	30	F7005	Rope, drawbar pin, 9'
15	F7001	Drawbar for engine baler	31	F440	Ferrule for F7283 lever
	F8307	Drawbar, long, optional	32		5/8" x 2 1/2" N.C. cap screw
16	F7002	Drawbar locking pin	33	F122	1/4" x 1/4" x 2 1/2" key
17	F7004	Set collar, drawbar locking pin	34	F73	1/2" x 4" square head set screw
18	F7003	Spring, drawbar locking pin			
19	F7283	Actuating lever, drawbar locking pin			



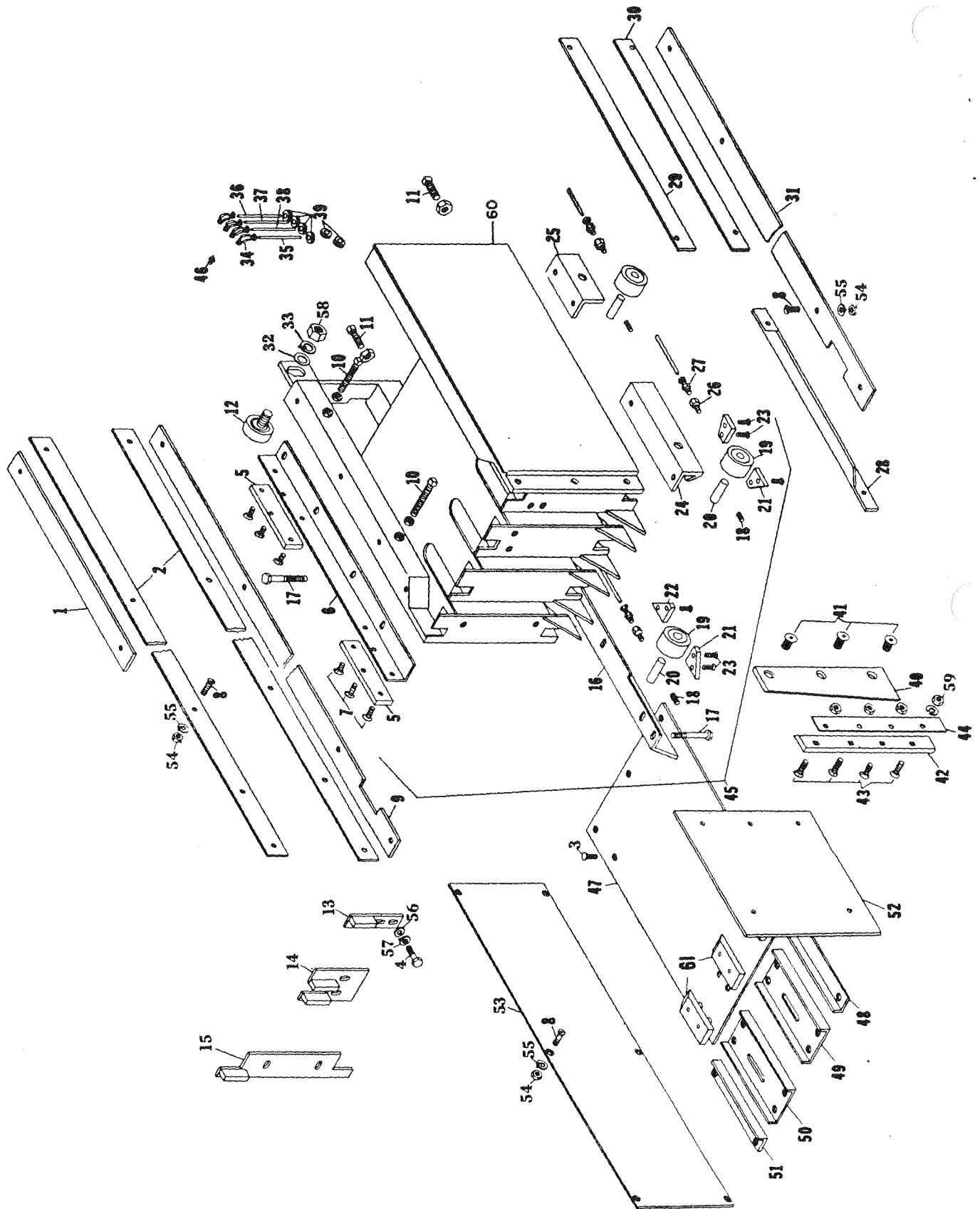
FLYWHEEL AND PINION SHAFT ASSEMBLY

REF. NO.	PART NO.	DESCRIPTION
1	ZZ2008	Set collar, pinion shaft, 2-7/16" dia.
2	BSH7127	Bushing for FLW7127, 2 used
3	FLW7127	Flywheel with bushing
4	SPK4030	Sprocket, drive for hydraulic pump, 2-7/16"
5	SCC516	Shear bolt 1/2" x 5" N.C. grade 5 cap screw
6	F1614	Shear bushing in flywheel, flanged
7	F1132	Shear bushing in flywheel shear hub
8	HUB7157	Shear hub, 2-7/16" shaft
9		1/2" x 3/4" heat treated cap screw with lock nut, 2 used
10	BAR7975	Pinion bearing anchor bar, 2 used
11	SHM8004	Shim used as needed
12		3/8" x 2 1/2" heat treated cap screw, 4 used
13	GER7128	Pinion gear 2-7/16" shaft, 2 used
14	F72	Key for shear hub, 1/2" x 1/2" x 3 1/2"
15	F7488	Tapered key for pinions, 3/8", 2 used
16	SHF7132	Pinion shaft, 2-7/16"
17	BRG7067	Pinion shaft bearing housing only
18	BRG477212	Pinion shaft bearing only
19	BRG70670	Pinion shaft bearing complete
20	F498	Set screw, rear, 1/2" x 2" 2 used
21	F73	Set screw, front, 1/2" x 4" 2 used
22	F7000	Drive belt, D165
23	F7014	Motor pulley 10" OD for VG4D 1-7/16" bore
	F7699	Motor pulley, 10" OD for V465D 1 3/8" bore



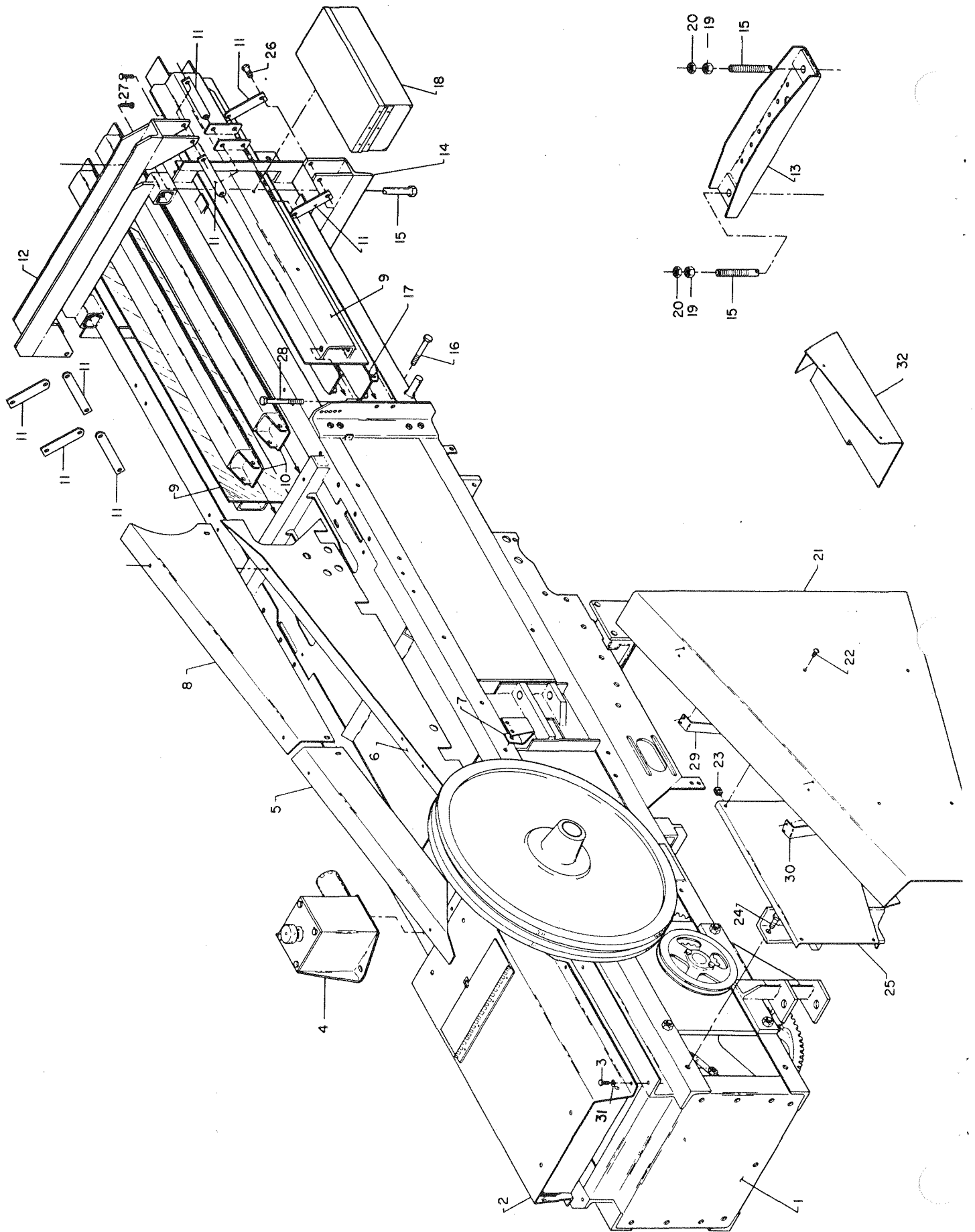
BULL GEAR AND PLUNGER CONNECTING ROD ASSEMBLY

REF. NO.	PART NO.	DESCRIPTION
1	F7039	Screw for locking washer, 8-32X, ½" H.H. cap screw, 8 used
2	F7040	Lock washer for F7039 screw, No. 8 medium, 8 used
3	F7038	Locking washer
4	F7037	Adjusting nut for side plate bearing
5	F7035	Seal for side plate, No. 255833, 4 used
6	F7033	Bearing for side plate, No. 33287, 4 used
7	F7034	Bearing cup for side plate, No. 33462, 4 used
8		5/8" x 3" N.F. cap screw, 8 used
9	F967	Shim, 16 ga.
	F967A	Shim, 20 ga.
	F967B	Shim, 10 ga.
10	F7462	Side plate, L.H. with bearing cups
11	F7036	Seal race
12	F7032	Shaft, knotter drive
13		½" x 2¼" N.C. cap screw, 12 used
14	F7438	Bullgear, 88 tooth, 2 used
15		½" N.C. fiber locknut, 12 used
16	F1661	Hydraulic shut-off fitting, 2 used
17	F1134	Crank pin gear end
18	F55	Key for crank pin, 2 used
19		1-15/16" machinery bushing, 14 ga., as required
20	F8100	Bearing for F8229 connecting rod, GN115KLL, 2 used
	F8385	Bearing only, GN115KLL
	F8386	Locking collar only, SN115K
21		¼" - 28 x 90° grease fitting
22	F8229	Connecting rod end housing only, bullgear end
23	F8080	1¼" N.F. elastic stop nut
24	PIN8675	Pivot pin for swivel end
25		¼" - 28 x 45° grease fitting
26	F8077	Steel bushing, connecting rod swivel end, IR2916, 2 used
27	F8078	Steel bushing
28	F8076	Connecting rod
29		½" x 1¾" N.C. grade 8 cap screw
30	F7914	Plunger pin
31		Washer, 1¾" x 2½", 10 ga.
		Washer, 1¾" x 2½", 14 ga.
		Washer, 1¾" x 2½", 18 ga.
32	F7917	Snap ring
33	F1441	Elbow for connecting rod grease rube, 889L Imp.
	F8312	Sleeve for F1441
34	F7545	Grease tube, ¼", plunger pin to F8263 bracket, 7"
35	F8075	Connecting rod end housing, plunger end, complete w/bearing
36	F7916	Bearing for connecting rod end housing
37	F8263	Bracket for grease tube on connecting rod
38	F7651	Grease fitting on connecting rod, 2 used
39	F7418	¼" x 1/8" pipe reducer bushing
40	F778	Connector, grease tube, No. 308808
	F8055	Sleeve for F778, No. 31226
41	F7543	Spring loaded grease cup
42	F8149	Bullgear shield front
43	F7239	Roll pin, 3/8" x 1½"
44	ZZ425	5/8" x 5/8" x 2¼" square key
45	F8148	Bullgear shield rear
46	SHD8027	Bullgear shield center
47		¼" x ½" round head machine screw, 8 used
48	SHD8648	Bullgear shield complete
49	F8230	Connecting rod end housing complete w/bearing, bullgear end
50	F8281	Connecting rod complete with ends
51	F7463	Side plate L.H. w/bearing & shaft
52	F225	Key, knotter drive shaft, ½" x ½" x 2", 2 used
53	F7354	Side plate, R.H. with bearing cups
54	SHF7093	Shaft, feed fork drive
55	PLT7573	Side plate, R.H. with bearing and shaft



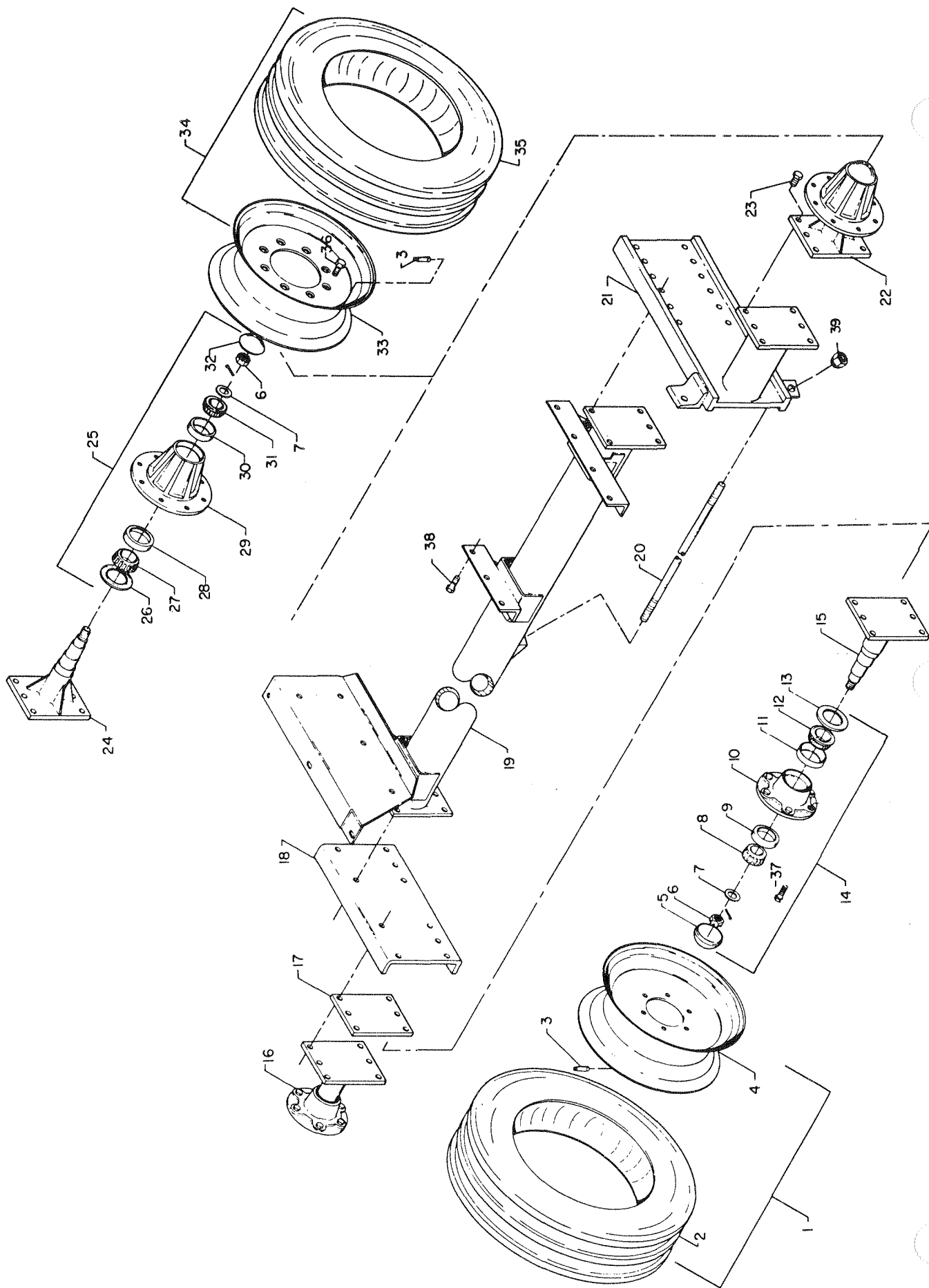
PLUNGER ASSEMBLY

REF. NO.	PART NO.	DESCRIPTION	REF. NO.	PART NO.	DESCRIPTION
1	F7765	Plunger roller rail, top L.H.	34	F1441	Elbow, grease tube, 4 used
2	F7763	Plunger guide rail, top and bottom		F8312	Sleeve for F1441
3		3/8" x 1 1/2" No. 3 plow bolt	35	F780	Grease tube, right rear, 36"
4		3/8" x 1" N.C. cap screw	36	F781	Grease tube, left front, 14"
5	F1537	Hard slide for roller plunger, 4 used	37	F779	Grease tube, left rear, 30"
6	F7766	Hard slide mounting rail, L.H. top	38	F779	Grease tube, right front, 30"
7		5/16" x 3/4" H.H. cap screw	39	F7735	Grommet, grease tube protector, 6 used
8		5/16" x 1" F.H. machine screw for plunger rail, 40 used	40	F7764	Plunger knife
		5/16" x 1 1/2" F.H. machine screw for plunger rail, 12 used	41	F227	Bolt for plunger knife, 3 used
9	F7762	Plunger roller rail, L.H. bottom	42	F1609	Knife, stationary with square holes
10		1/2" x 4" square head set screw, top rail, 2 used	43	F1629	Bolt for F1609 knife, 4 used
		1/2" x 2 1/2" square head set screw, bottom rail, 2 used	44	F751	Shim for F1609 knife, 14 ga.
11		3/4" x 1 3/4" square head set screw, plunger pin lock, 2 used		F1512	Shim for F1609 knife, 20 ga.
12	F1636	Roller for top of plunger	45	F8165	Plunger complete, less knife, 16" x 22" chamber
13	F8056	Adjusting pad for plunger face, right side		F8166	Plunger complete, less knife, 17" x 22" chamber
14	F8057	Adjusting pad for plunger face, center, 2 used	46		1/8" P.T. grease fitting
15	F8058	Adjusting pad for plunger face, left side, 16" x 22" chamber	47	F8167	Bale chamber bottom
	F8172	Adjusting pad for plunger face, left side, 17" x 22" chamber	48	F7813	Liner ext for bale chamber bottom, R.H.
16	PLG7837	Roller and slide mounting angle, L.H. bottom	49	F7816	Liner ext. for bale chamber bottom, R.H. center
17		3/8" x 3 3/4" N.C. cap screw, 12 used	50	F7818	Liner ext. for bale chamber bottom, L.H. center
18		5/16" x 5/16" allen head set screw, 4 used	51	F7819	Liner ext. for bale chamber bottom, L.H..
19	F775	Roller for plunger, 4 used	52	F7812	Liner for bale chamber side, R.H.
20	PIN7831	Pin, plunger roller, 4 used	53	F7825	Liner for bale chamber side L.H., 16" chamber
21	F986	Wiper, rear, 2 used		F7826	Liner for bale chamber side, L.H., 17" chamber
22	F774	Wiper, front, 2 used	54		5/16" N.C. nut
23		1/4" x 3/4" F.H. machine screw, 8 used	55		5/16" lock washer
24	PLG7839	Roller mounting angle, R.H. rear	56		3/8" flat washer
25	PLG7840	Roller mounting angle, R.H. front	57		3/8" lock washer
26	F777	Adapter for grease tube, 4 used	58		1" N.C. nut
27	F778	Connector for grease tube, 4 used	59		1/2" N.C. nut
28	F7439	Knife guide under feed opening	60	F8357	Plunger frame only, 16" x 22"
29	F299	Plunger slide, flat, upper R.H. side		F8358	Plunger frame only, 17" x 22"
30	F298	Plunger slide, flat, lower R.H. side	61	F7822	Wire and twine track block, bottom, 1977
31	F7767	Plunger roller rail, R.H. bottom			
32		3/4" flat washer			
33		3/4" lock washer			



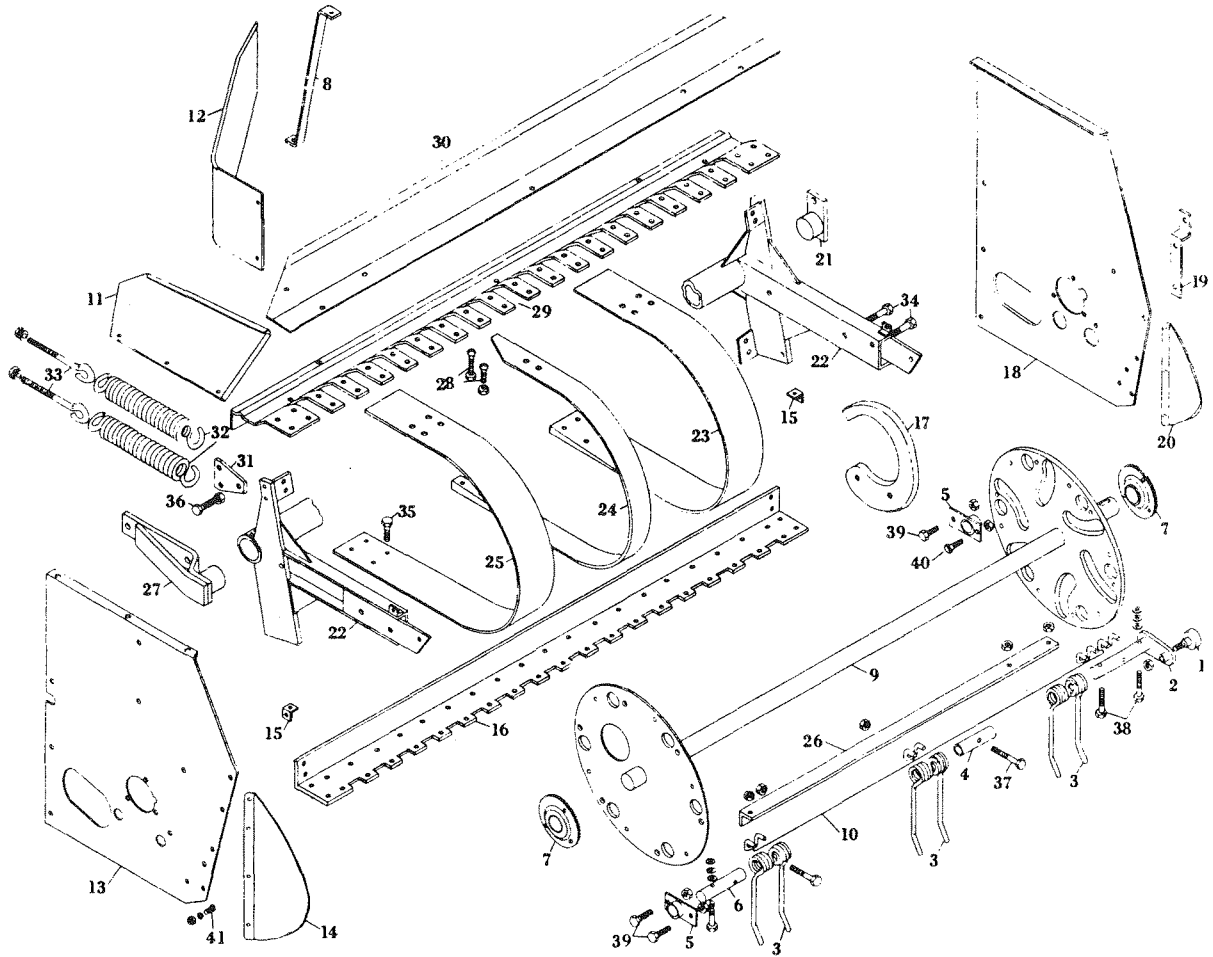
BALE CHAMBER

REF. NO.	PART NO.	DESCRIPTION
1	F8353	Bale chamber frame, 16" x 22"
	F8354	Bale chamber frame, 17" x 22"
2	SHD7129	Bullgear shield complete
3		½" x 1" N.C. cap screw
4	FT560	Tension control pump assembly
5	F8152	Front knotter chain shield
6	F8156	Inner chain shield, wire
	F8377	Inner chain shield, twine
7	F8153	Chain shield center bracket
8	F8155	Shield, knotter drive chain
9	TNS7040	Side tension rail, 2 used
	TNS7057	Side tension rail, 12" longer, 2 used
	TNS7056	Side tension rail, 18" longer, 2 used
10	TNS6887	Top tension rail, 2 used
	TNS68900	Top tension rail, 12" longer, 2 used
	TNS68901	Top tension rail, 18" longer, 2 used
11	F497	Flat linkage bar, 8 used
12	TNS7050	Top tension angle, 16" x 22" chamber
	TNS7597	Top tension angle, 17" x 22" chamber
13	FT215	Cylinder frame
14	TNS7049	Bottom tension angle, 16" x 22" chamber
	TNS7596	Bottom tension angle, 17" x 22" chamber
15	F600	Tension bolt, ¾" x 27¾", 2 used
16		½" x 4" N.C. cap screw, 4 used
17	TNS6888	Bottom tension rail, 2 used
	TNS68890	Bottom tension rail, 12" longer, 2 used
	TNS68891	Bottom tension rail, 18" longer, 2 used
18	BOX7161	Tool box
19		¾" N.C. nut
20		¾" N.C. jam nut
21	F8350	Drive belt shield
22		¼" x ¾" round head machine screw, 4 used
23		Clip nut, ¼"
24		½" x 1½" N.C. cap screw, 2 used
25	F7737	Bracket, drive belt shield w/battery box
26		½" x 1¼" N.C. grade 5 cap screw, tension linkage, 8 used
27		3/8" x 1½" N.C. cap screw, 4 used
28		½" x 5½" N.C. cap screw, side tension rail, 2 used
29	F8349	Rear brace, drive belt shield
30	F8352	Front brace, drive belt shield
31	F7550	Rubber grommet, 4 used
32	SHD8139	Shield extension, motorized
	SHD8311	Shield extension, PTO



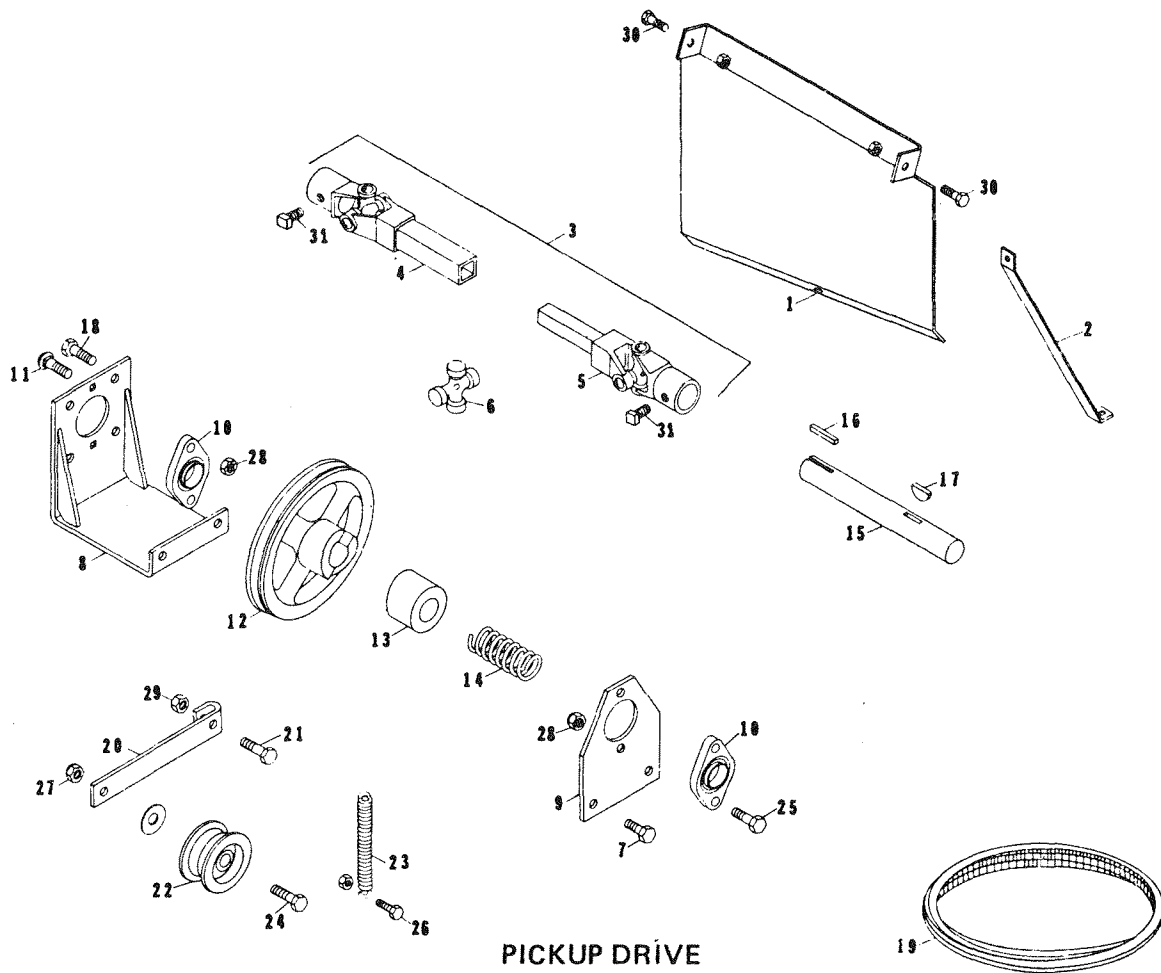
AXLE ASSEMBLY

REF. NO.	PART NO.	DESCRIPTION
1	F8005	Drop center wheel with 4-ply tire mounted, R.H. 6-hole
	F8030	Flotation wheel with 11L-15 6-ply tire mounted, R.H.
2	F212	Tire, 7:50 x 16, 4-ply implement
	F8028	Flotation tire, 11L-15, 6-ply
3	19-109	Valve stem, TR 415
4	F8004	Wheel, 6-hole, drop center
	F8013	Flotation wheel, 6-hole
5	F8014	Hub cap
6	F7999	Nut for spindle
7	F7998	Washer for spindle
8	F8012	Outer wheel bearing cone, LM67048
9	F8011	Outer wheel bearing cup, LM67010
10	F8344	Hub with cups, R.H. side, 6-hole, Q888
11	F8345	Inner wheel bearing cup, JL69310
12	F8346	Inner wheel bearing cone, JL69349
13	F8010	Grease retainer
14	F8347	Single wheel hub w/bearings for 6-hole wheel less spindle, R.H.
15	F8343	Spindle, R.H. side
16	F8348	Single wheel hub with spindle complete, R.H. side
17	F7636	Spacer
18	F7756	Mounting channel, R.H. wheel
19	F7750	Tubular axle
20	RD7086	Tandem axle truss rod
21	F7757	Tandem wheel plate, L.H.
	PLT7318	Tandem wheel plate, L.H., flotation
22	F8003	Single wheel hub with spindle complete, L.H.
23	F7758	Bolt for spindle, 5/8" x 1-7/8" NFHT
24	F7991	Spindle for F7992 hub, L.H. side, 8-hole
25	F8002	Single wheel hub with bearings for 8-hole wheel less spindle, L.H.
26	F7995	Grease retainer for F7992 hub
27	F7994	Inner wheel bearing cone for F7992 hub, No. 25590
28	F7993	Inner wheel bearing cup for F7992 hub, No. 25520
29	F7992	Hub with cups, L.H. side, Q778
30	F7996	Outer wheel bearing cup for F7992 hub, No. 25821
31	F7997	Outer wheel bearing cone for F7992 hub, No. 25877
32	F8000	Hub cap for F7992 hub
33	F7989	Wheel, 8-hole, drop center, for F7992 hub, L.H.
	F8184	Flotation wheel, 8-hole for F7992 hub, L.H.
34	F7990	Drop center single wheel with 8-ply tire mounted, L.H., 8-hole
	F8183	Flotation wheel with 11L-15 6-ply tire mounted, L.H.
35	F213	Tire, 7:50 x 16, 8-ply implement
	F8028	Flotation tire, 11L-15, 6-ply
36	F8001	Lug bolt
37	F8072	Lug bolt
38		½" x 1½" N.C. cap screw
39	NMS7125	Truss rod nut, 2 used
	F8018	Tandem wheel assembly, L.H. side to replace single assembly. Including one F7757 plate, one F8003 hub and spindle, and one F7990 wheel and tire.
	F8019	Tandem wheel assembly complete. L.H. side, including one F7757 plate, two F8003 hub and spindle, two F7990 wheel and tire.
	F8020	Tandem wheel assembly, R.H. side, to replace single assembly. Including one F7757 plate, one F8348 hub and spindle, and one F8005 wheel and tire.
	F8021	Tandem wheel assembly complete, R.H. side, including one F7757 plate, two F8348 hub and spindle, two F8005 wheel and tire.



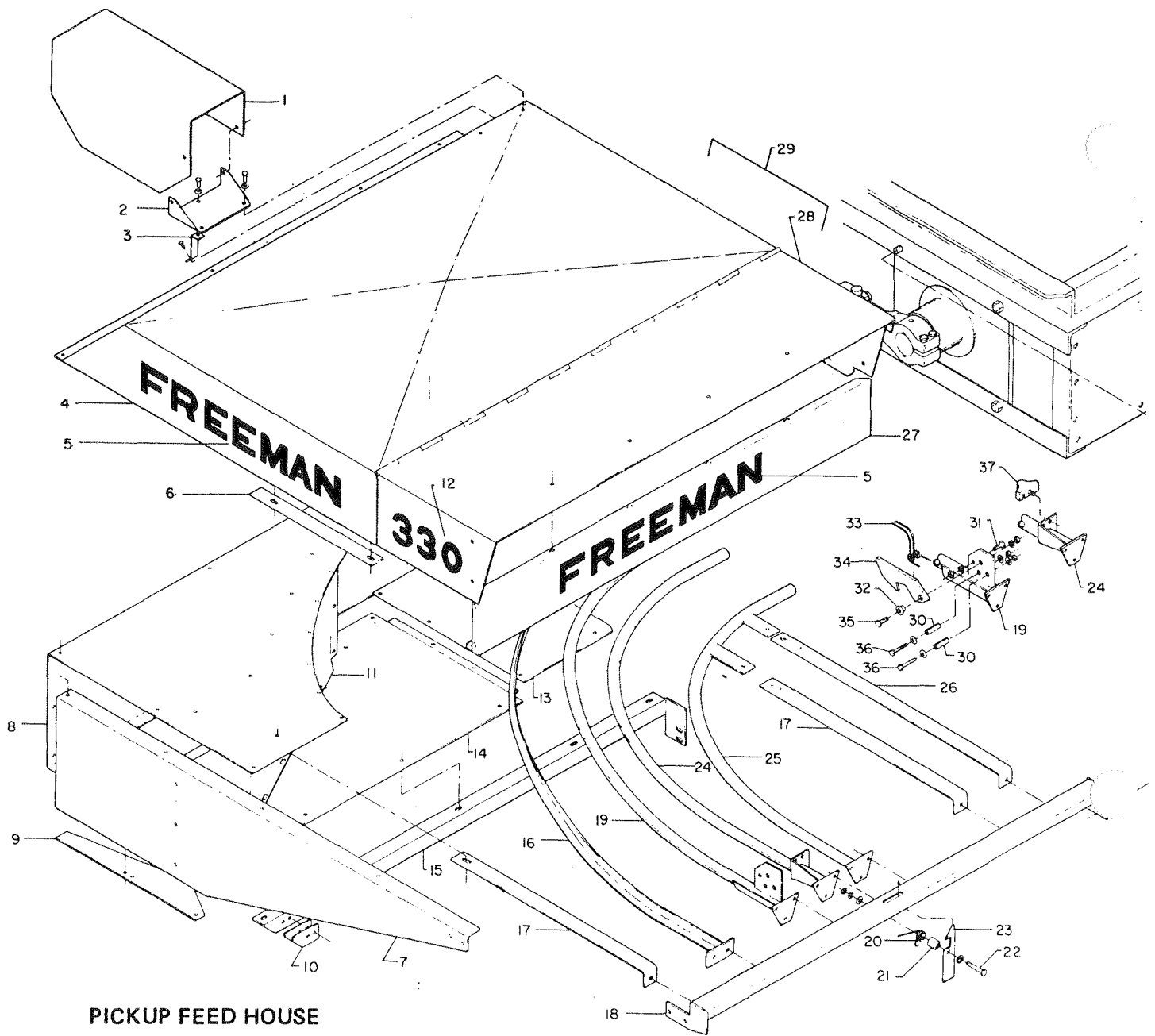
PICKUP CYLINDER ASSEMBLY

REF. NO.	PART NO.	DESCRIPTION	REF. NO.	PART NO.	DESCRIPTION
1	F7598	Roller for F7597 cam lever	20	F7151	Fender flare, inside
2	F7599	Cam lever only		F7356	Fender flare extension, inside
	F7597	Cam lever with roller, 6 used	21	F7176	Bearing, L.H., pickup mounting
3	F1226	Pickup finger, 6½" shank, 54 used	22	F7177	Pickup frame
4	F101	Pickup finger guide pipe, 42 used	23	F7732	Stripper, inside
5	F7187	Tooth bar bearing, 12 used	24	F7734	Stripper, center, 17 used
6	F98	Pin, tooth bar, 6 used	25	F7741	Stripper, outside
7	F8102	Bearing, pickup shaft	26	F7186	Tooth bar, 6 used
	F8382	Flangett with zerk, G72MSA	27	F7382	Bearing, R.H., pickup mounting,
	F8381	Locking collar	28		5/16" x 1" R.H. machine screw
	F8380	Bearing only for F8102, GRA106NPPBC4	29	F7730	Top stripper bar, formed
	F8383	Flangett, G72MSB	30	F7731	Pickup joint sheet
8	F8113	Center brace for formed stripper bar	31	F7156	Spring plate
9	F8103	Pickup shaft with flanges	32	F7154	Spring for pickup balance, 2 used
10	F100	Pickup finger guide, 60 used	33	F96	Eyebolt for pickup balance spring, 2 used
11	F7146	Skirt for fender	34		½" x 2½" N.C. cap screw
12	F7149	Fender extension	35		5/16" x ¾" N.C. cap screw
13	F7573	Fender, outside	36		7/16" x 1½" N.C. cap screw
14	F7148	Fender flare, outside	37		5/16" x 2" NFHT cap screw
	F7355	Fender flare extension, outside	38		5/16" x 2¼" N.C. cap screw
15	F7193	Fender mounting clip, 4 used	39		5/16" x 1" N.C. cap screw
16	F7180	Bottom stripper bar	40		5/16" x 1" CS machine screw
17	F7190	Pickup cam	41		¼" x ½" R.H. machine screw
18	F7572	Fender, inside		F7760	Pickup complete, less balance springs, lift
19	F7194	Pickup lift bracket			bracket, and mounting bearings



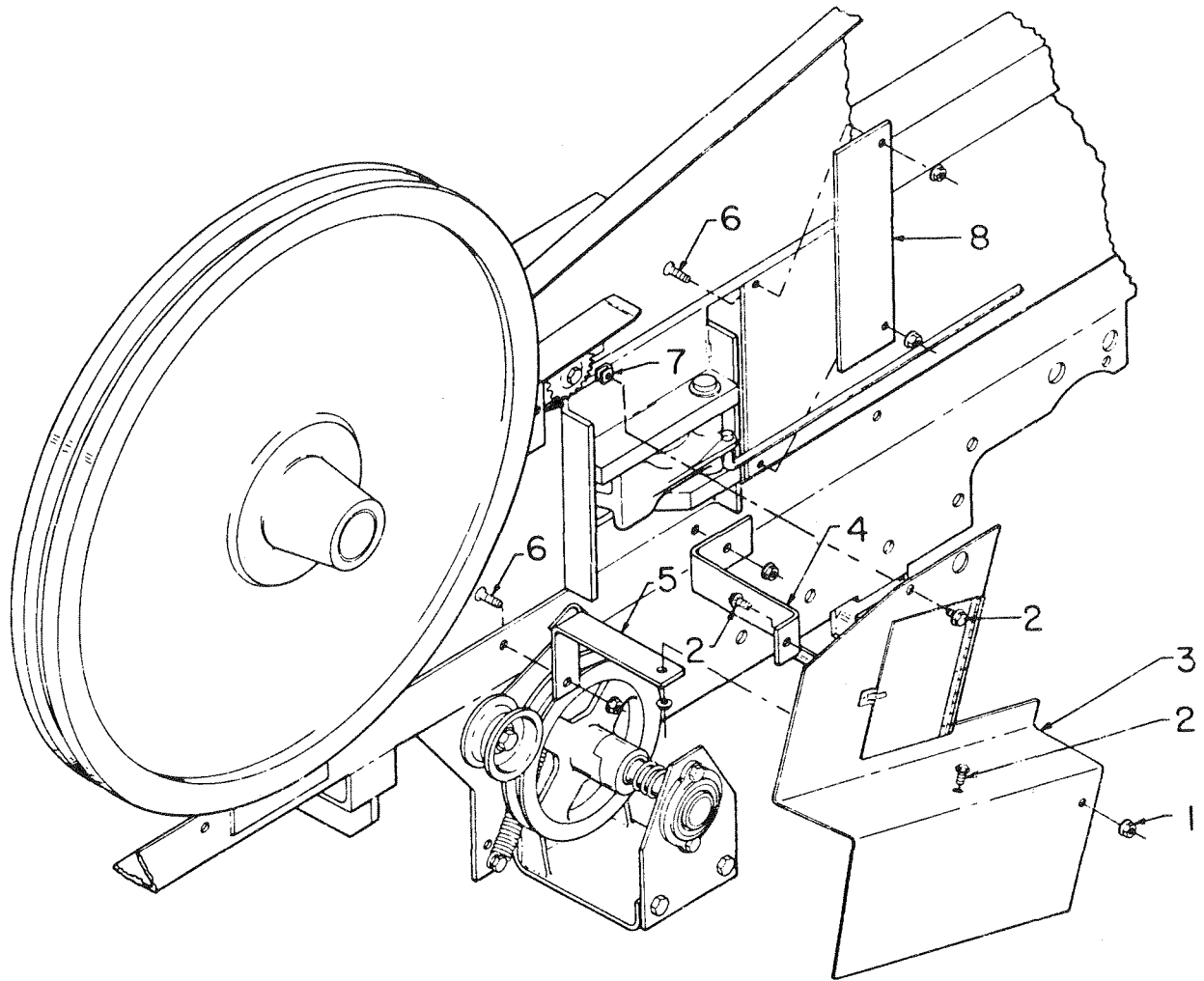
PICKUP DRIVE

REF. NO.	PART NO.	DESCRIPTION
1	F8162	Pickup drive shaft shield
2	F8163	Brace for pickup drive shaft shield
3	F8338	Universal drive shaft complete
4	F8336	Universal with rectangular tube
5	F8337	Universal with rectangular shaft
6	F8339	Universal joint repair kit
7		3/8" x 1" N.C. cap screw, 2 used
8	F8090	Bearing mount bracket
9	F8091	Bearing mount plate
10	F7063	Bearing, 1-3/8"
11		3/8" x 1 1/2" No. 3 plow bolt, 2 used
12	F8A	Pickup driven sheave
13	F7	Pickup clutch ring
14	F126	Pickup clutch spring
15	F8092	Pickup drive shaft
16	F122	Key, 1/4" x 1/4" x 2 1/2"
17	F83	Woodruff key, 3/8" x 1 1/4"
18		1/2" x 1 1/2" N.C. cap screw, 4 used
19	F7535	Pickup drive belt, CX105
20	F7546	Pickup drive belt tightener bracket
21		1/2" x 2 1/4" N.C. cap screw
22	F840	Idler pulley, pickup belt tightener
23	F129	Spring, pickup belt tightener
24		1/2" x 2 1/2" N.C. cap screw
25		3/8" x 1 1/2" N.C. cap screw
26		5/16" x 1 1/2" N.C. cap screw
27		1/2" N.C. fiber lock nut
28		3/8" N.C. fiber lock nut
29		1/2" N.C. Jam nut
30		5/16" x 1" N.C. cap screw
31		3/8" x 1" N.C. square head set screw



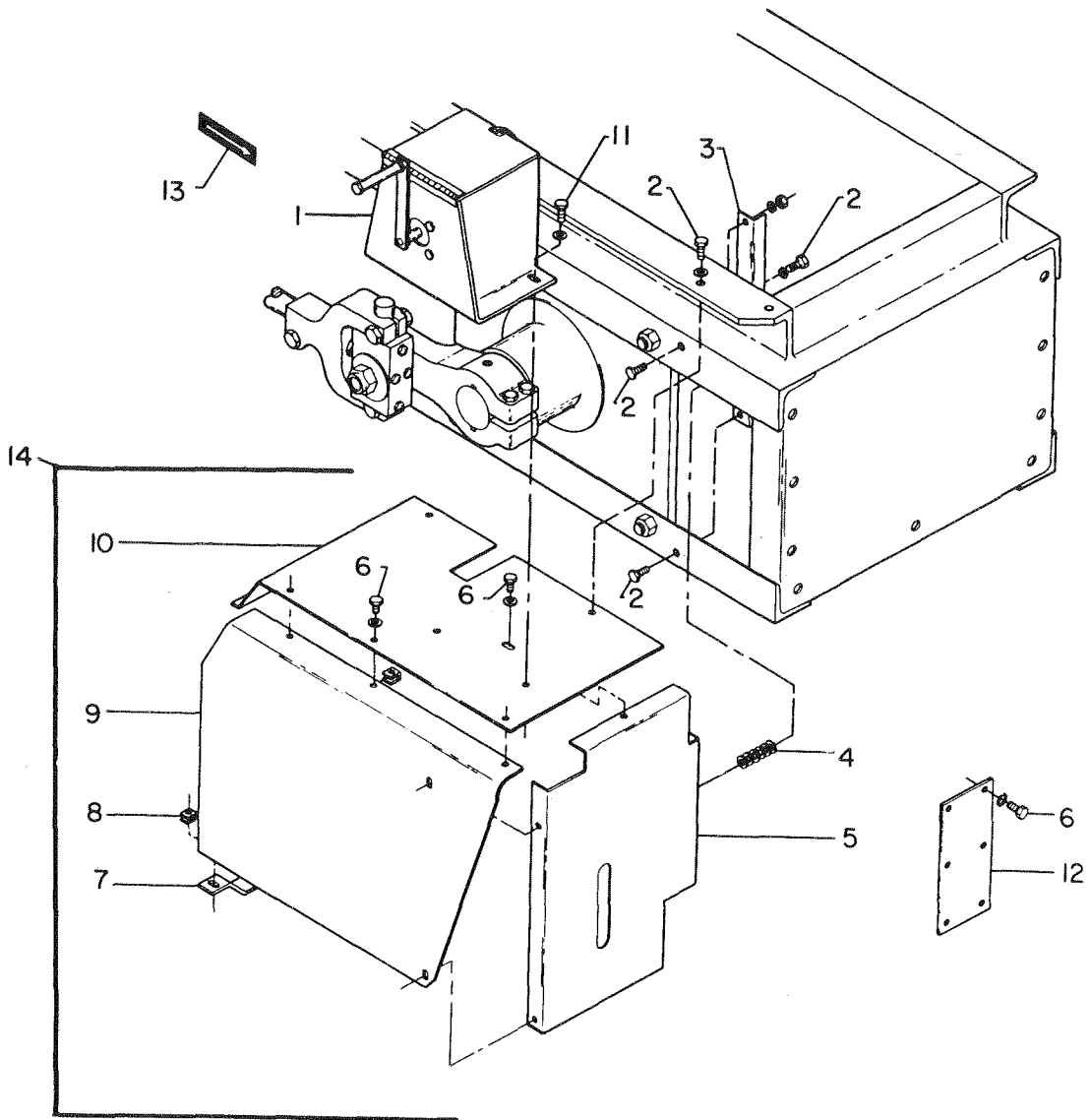
PICKUP FEED HOUSE

REF. NO.	PART NO.	DESCRIPTION	REF. NO.	PART NO.	DESCRIPTION
1	F8375	Shield, Right side knottter drive arm	20	SRG7095	Latch spring
2	F7579	Bracket, drive arm shield	21	05-130	Spacer
3	F7654	Brace	22		5/16" x 2 1/2" N.C. cap screw
4	SHD7099	Shield over pickup, rear	23	SHD7096	Hood latch
5	FD7114	Freeman decal, red, 2 used	24	F8261	Guard pipe, center
6	SHM7089	Shim	25	F7164	Guard pipe, inside
7	FH4907	Feed house end plate	26	F7160	Hay hold down, inside
8	FH7088	Feed house rear	27	SHD7077	Face plate shield over pickup
9	F7714	Feed house bottom shim	28	SHD7075	Shield over pickup, front
10	F7394	Pickup stop	29	SHD7583	Shield over pickup complete
11	F7152	Feed house back shield	30	F7275	Roll pin, 1/2" x 2", 2 used
12	FD7115	Freeman decal	31	F7239	Roll pin, 3/8" x 1 1/2"
13	F7145	Feed house bottom wear plate	32	F7276	Ferrule for F1563
14	F7713	Feed house bottom	33	F281	Spring latch
15	F7157	Angle brace for feed house bottom sheet	34	F1563	Catch for torque shaft
16	F7299	Guard angle	35		7/16" x 1 1/2" NCHT cap screw
17	F7159	Hay hold down, 2 used	36		5/16" x 2 1/2" NC cap screw
18	FH7118	Guard pipe support	37	F8264	Rubber Bumper
19	F7472	Guard pipe, outside w/latch mounting plate			



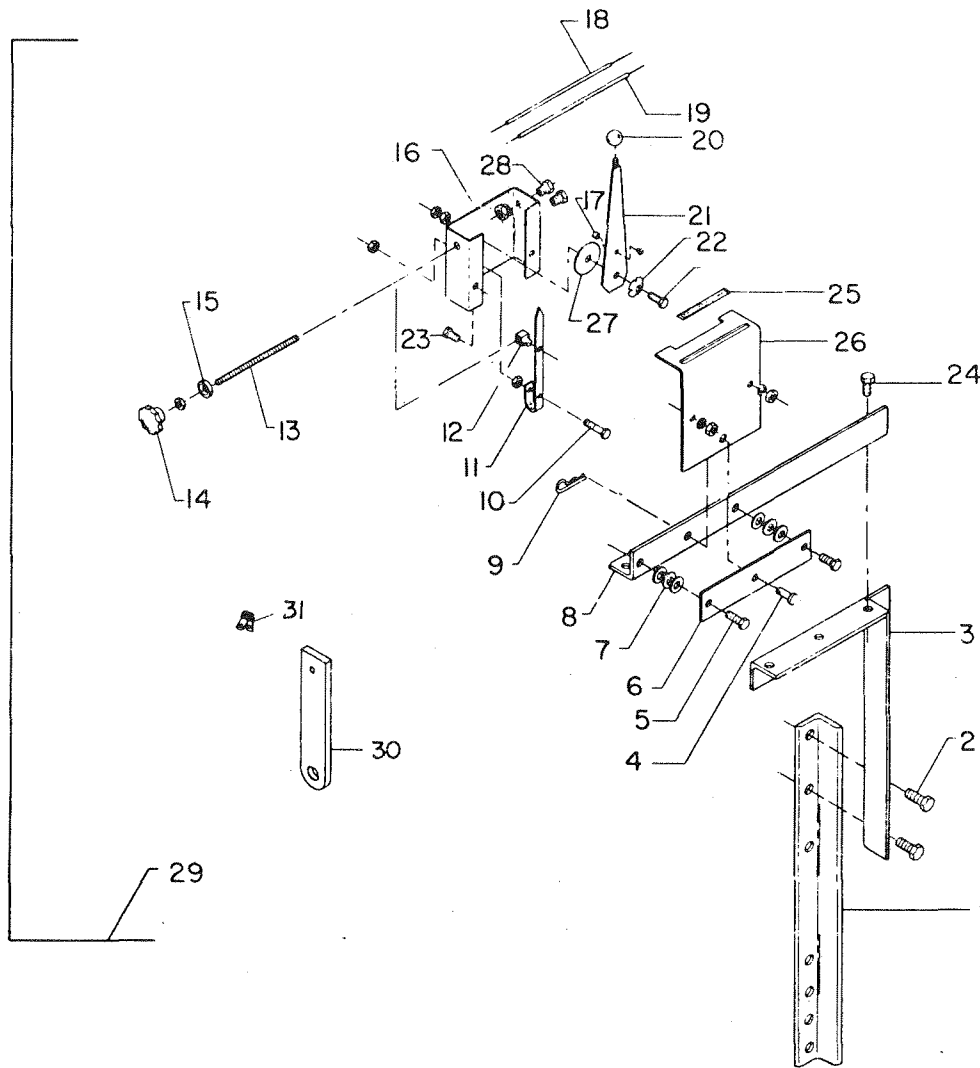
PICKUP DRIVE BELT SHIELD

REF. NO.	PART NO.	DESCRIPTION
1		5/16" whiz lock nut, 6 used
2		5/16" whiz locking N.C. cap screw, 3 used
3	SHD8040	Pickup drive belt shield
4	BKT8024	Rear bracket
5	BKT8037	Front bracket
6		5/16" x 1 1/4" flat head machine screw, 4 used
7		5/16" clip nut
8	COV8038	Cover plate



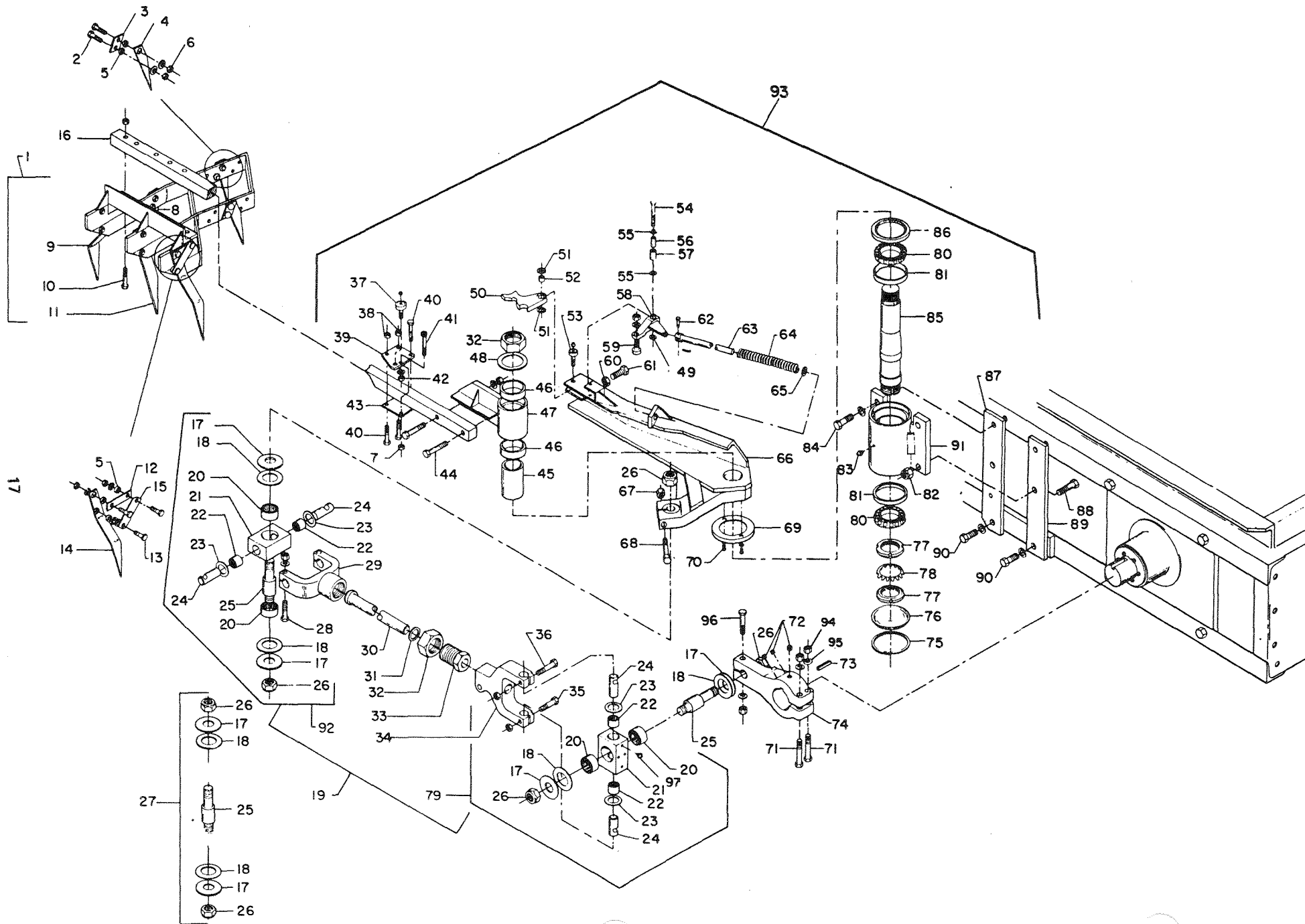
CRANK ARM SHIELD

REF. NO.	PART NO.	DESCRIPTION
1	LUB7600	Bullgear luber tank and pump assembly
2		5/16" x 1" N.C. cap screw, 5 used
3	SHD6906	Front mount crank arm shield
4		5/16" flat washer, 6 used
5	SHD6905	Crank arm shield, front section
6		5/16" x 3/4" N.C. cap screw, 7 used
7	SHD6690	Crank arm shield brace
8		5/16" clip nut, T5618-075-098, 7 used
9	SHD6687	Crank arm shield, side section
10	SHD7002	Crank arm shield, top section
11		3/8" x 1" N.C. cap screw, 2 used
12	BKT7204	Air cleaner extension bracket
13	FD44	Decal
14	SHD70110	Crank arm shield assembly



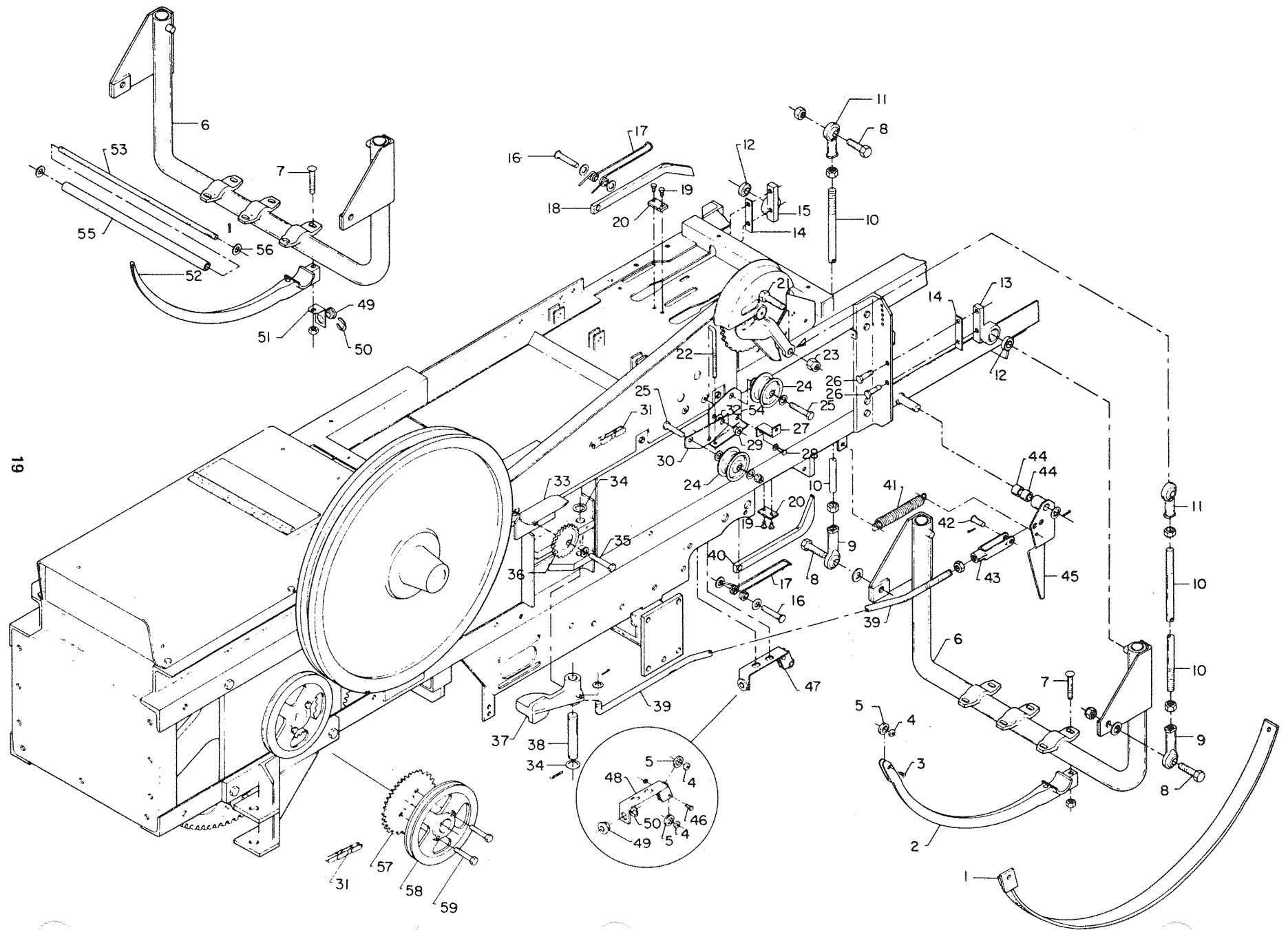
THROTTLE AND TENSION CONTROL STAND

REF. NO.	PART NO.	DESCRIPTION	REF. NO.	PART NO.	DESCRIPTION
1	STN4939	Leg, standard	19	F1129	Cable complete for throttle, 12 ft.
2		5/8" x 2" N.C. cap screw		F1011	Conduit, 12 ft.
3	STN4941	Standard only		F1012	Wire, 13 ft.
4	F1020	Clevis pin, 3/8" x 1"	20	F5554	Knob
5		5/16" x 1" N.C. cap screw	21	F1433	Throttle lever
6	F1018	Mounting base plate	22	F1002	Conical washer
7		5/16" flat washer	23		5/16" x 3/4" N.C. cap screw
8	STN4937	Mounting base angle	24		3/8" x 1" N.C. cap screw
9	F1019	Hairpin cotter key	25	FD-1	Decal
10		5/16" x 2 1/2" N.C. cap screw	26	F1452	Control box cover
11	F1004	Indicator, tension control	27	F1003	Friction disc
12	F1005	Adjusting stud nut, tension	28	F5559	Beech nut w/nut and washer
13	F1006	Adjusting rod	29	F1025	Control box complete, baler mounted
14	F1007	Control knob		F1026	Control box complete, tractor mounted
15	F1131	Thrust bearing		F1451	Control box complete, less cable & standard
16	F1008	Control box	30	F7013	Throttle cable bracket
17	F5545	Swivel fasteners, throttle	31	F5264	Clamp, throttle cable
18	F1130	Cable complete for tension control, 24 ft.			
	F1013	Conduit, tension control, 24 ft.			
	F1014	Wire, tension control, 25 ft.			



FEED ARM DRIVE, FEED ARM AND FEED FORK ASSEMBLY

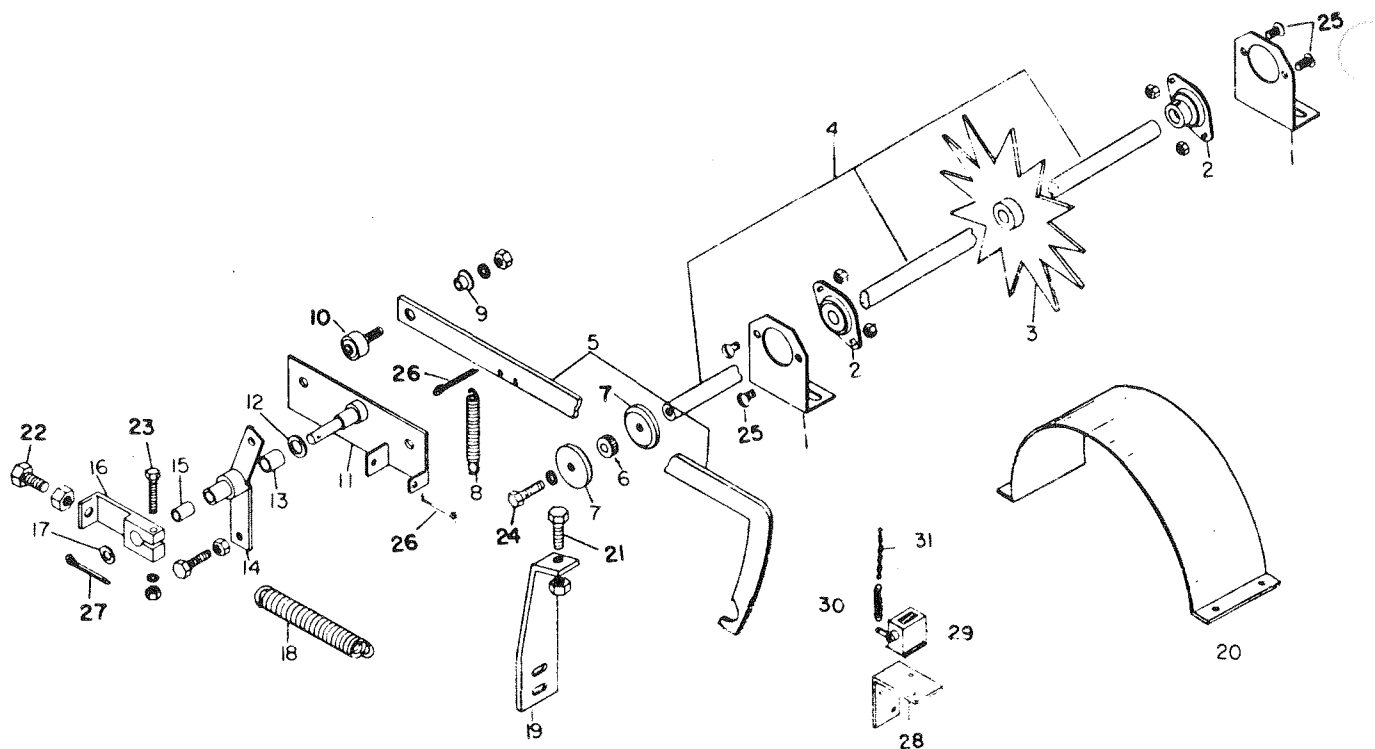
REF. NO.	PART NO.	DESCRIPTION	REF. NO.	PART NO.	DESCRIPTION
1	F7966	Feed fork complete	50	F7604	Latch
	F8231	Feed fork frame only	51	F7610	Quad ring for F7604 latch
2		7/16" x 1 1/2" NFHT cap screw	52	F7607	Bushing for F7604 latch
3	F1195	Clip for tines	53	F7605	Latch hinge pin
4	F1603	Tine, leading, short, 2 used	54	F1559	Trip arm pin
5	F1193	Bushing and stop for tines	55	F1557	O ring, 2 used
6		7/16" NF nut	56	F8262	Trip arm sleeve
7		3/8" NC fiber lock nut	57	F1556	Trip arm bushing
8	F1189	Tine, outside center	58	F7606	Trip arm
9	F7969	Tine, trailing, outside, 2 1/2" offset	59	F822	Cam follower for spring arm, CF1-S
10		3/8" x 2 1/2" NFHT cap screw, 5 used	60		5/8" NC nut
11	F7968	Tine, trailing, center	61		5/8" x 1 1/4" N.C. cap screw
12	F7970	Strap for feed fork tine, inside	62	F1561	Trip arm spring rod clevis pin
13		7/16" x 1 1/4" NFHT cap screw	63	F1643	Trip arm spring rod
14	F7967	Tine, trailing, inside, 1" offset	64	F8296	Trip arm spring
15	F7971	Strap for feed fork tine, outside	65		3/4" Machine bushing(as required)
16	F7529	Torque shaft, 1 1/2"	66	F8233	Feed arm, with 1-1/8" hole
17	F8247	Washer, 1-1/8" x 3" x 3 ga.	67		5/8" N.C. fiber lock nut
18	F8245	Hardened washer, 1 1/4" x 3" x .062"	68		5/8" x 5" N.C. cap screw
	F8246	Hardened washer, 1 1/4" x 3" x .025"	69	F8136	Dust cap
19	F8260	Feed arm conn. rod assembly	70		10-32 x 3/8" flat head socket cap screw
20	F8250	Bearing for block, B2816	71		1/2" x 4" N.F.M.T. cap screw, 3 used
21	F8249	Bearing block with bearings, 2 used	72		1/2" x 1/2" hollow head set screw, 3 used
22	F8252	Bearing for block, B1816	73	ZZ42E	Key, feed arm drive shaft, 5/8" x 5/8" x 2 1/4"
23		1-1/8" x 14 ga. machinery bushing	74	CRA7072	Crank arm
		1-1/8" x 18 ga. machinery bushing	75	F8100	Retaining ring, R5-25
24	F8253	Pin, bearing	76	F8129	Plug cap, HP 4 1/4
25	F8351	Crank pin only	77	F8131	Nut, bearing takeup, N-12, 2 used
26	F8251	1-1/8" NF elastic stop jam nut	78	F8132	Lock washer, W 12
27	F8361	Crank pin with washers and nuts, complete	79	F8257	Yoke and bearing block assembly, less pin assembly
28		7/16" x 2 1/2" NF cap screw	80	F8134	Bearing cone, JLM710949, 2 used
29	F8254	Swivel yoke only	81	F8133	Bearing cup, JLM710910, 2 used
30	F8258	Feed arm conn. rod only	82		5/8" N.C. fiber lock nut, 2 used
31		1 1/4" x 14 ga. machinery bushing	83	F1661	Hydraulic shut-off fitting, No. 1940B
32	F8140	Jam nut, 2" - 12	84		5/8" x 2 1/2" N.C. cap screw, 2 used
33	F8259	Swivel nut, feed arm shaft	85	F8126	Pivot shaft
34	F8256	Bearing block yoke	86	F8135	Oil seal, 55304
35		7/16" x 2 1/4" N.F. cap screw	87	F8137	Pivot shaft strap, rear, 16" chamber
36		5/8" x 3" N.C. cap screw		F8138	Pivot shaft strap, rear, 17" chamber
37	F4050	Latch roller	88		5/8" x 2 1/2" N.C. cap screw, 2 used
38		3/8" NF Fiber lock nut	89	F8185	Pivot shaft strap, front, 16" chamber
39	F7533	Roller plate		F8186	Pivot shaft strap, front, 17" chamber
40	F7534	Bolt, 3/8" x 2 1/4" NFHT	90		5/8" x 1 1/4" N.C. cap screw, 2 used
41		3/8" x 2 1/4" NC hollow head cap screw	91	F8128	Feed arm bearing housing with bearing cups
42		1/2" NF nut	92	F8255	Swivel yoke and bearing assembly, less pin assembly
43	F7532	Bottom plate	93	F8265	Feed arm pivot shaft assembly, (Ref. 16, 26, 32, 37-70, 75-91)
44		1/2" x 3" NF grade 8 cap screw	94		1/2" high nut
45	F8139	Pivot shaft sleeve	95	WAS104	1/2" structural washer
46	F8141	Bushing for torque shaft bearing	96		5/8" x 3 1/2" N.F. cap screw
47	F8127	Torque shaft bearing with bushing	97	ZZ100	1/4" - 28 zerk, 1641B
48	F8187	Pivot shaft washer, 2-5/3" x 3 1/2" x 14 ga.			
	F8334	Pivot shaft washer, 2-5/8" x 3 1/2" x 20 ga.			
49	F8315	Washer, 1/2" x 7/8" x .030"			



19

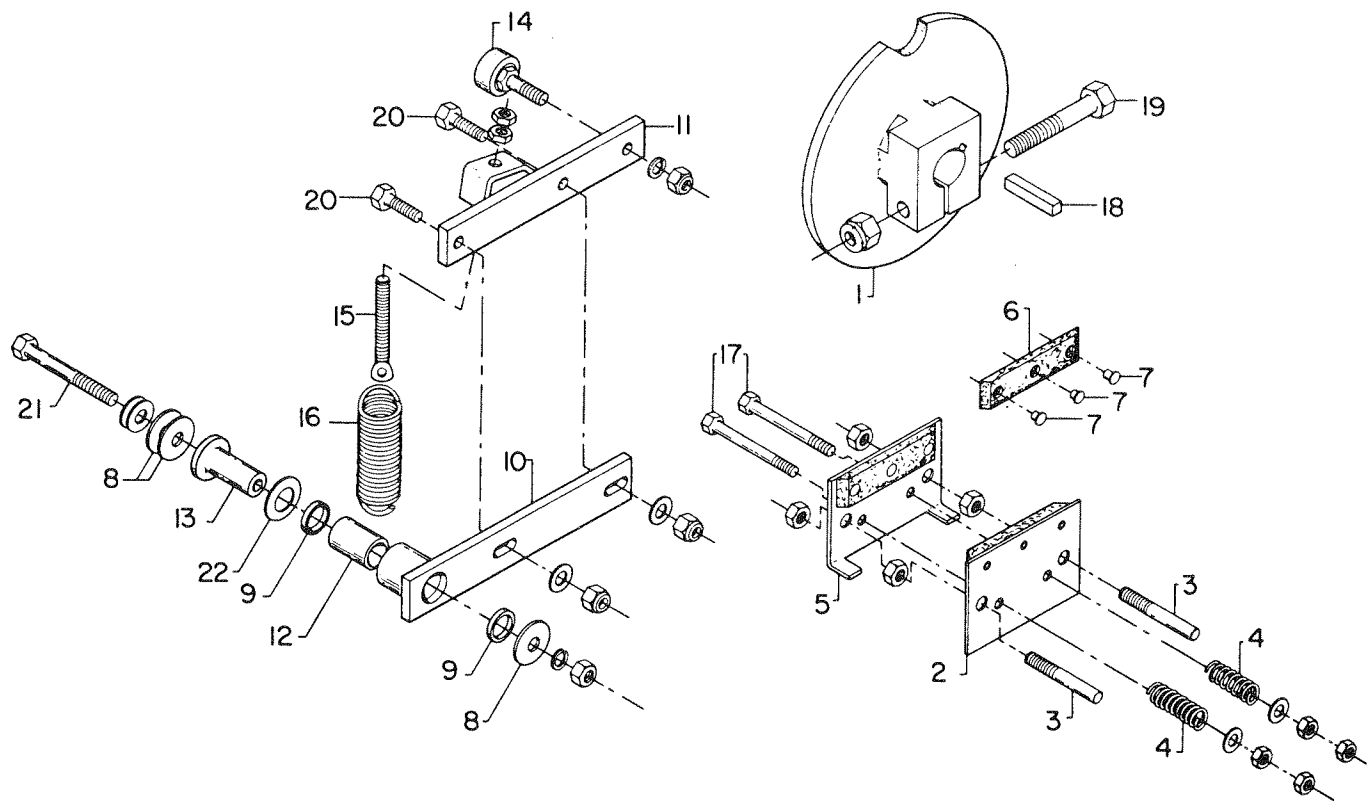
KNOTTER DRIVE AND NEEDLE AND YOKE ASSEMBLY

REF. NO.	PART NO.	DESCRIPTION
1	F7569	Needle guard, L.H.
	F7568	Needle guard, R.H.
2	F8177	Needle, wire, complete w/roller
3	F4016	Bolt, needle roller
4	F4015	Bushing, needle roller
5	F4014	Roller, needle
6	F7903	Needle yoke
7	F7552	Bolt with nut, ½" x ¾" carriage, 3 used
8	F1552	Bolt, drive rod to needle yoke w/nut
9	F1549	Drive rod end, R.H. thread, 2 used
10	F7554	Drive rod, 2 used
11	F1550	Drive rod end, L.H. thread, 2 used
12	F7523	Bearing, KP12A
13	F7522	Needle yoke bearing complete, L.H.
14	F1702	Shim for needle yoke bearing
15	F7521	Needle yoke bearing complete, R.H.
16	F220	Hay dog pin
17	F188	Hay dog spring
18	F7911	Hay dog, top
19		¼" x ½" self-tapping screw
20	F1589	Rubber pads
21	F1551	Bolt, drive rod to clutch
22	F8084	Chain tightner adjusting bolt
23		¾" NF elastic stop nut
24	F883	Idler pulley and tightner, knotter chain, 2 used
25		½" x 2¾" N.C. cap screw, 2 used
26		½" x 1¾" N.C. cap screw
27	F8154	Bracket for knotter drive chain shield
28		3/8" x ¾" N.C. cap screw
29	F440	Ferrule
30	F8083	Chain tightner bracket
31	CHN6240	Knotter drive chain, twine, 240P No. 60
	F7055	Knotter drive chain, wire, 239P No. 60
	F759	Offset link, RC 60
	F760	Connecting link, RC 60
	F761	Roller link, RC 60
32	F246	Washer
33	F8112	Chain hold down
34		1" x 14 ga. machine bushing
35		½" x 3¾" N.C. cap screw
36	F7397	Sprocket for chain divider, 2 used
37	F7547	Plunger stop dog
38	F7588	Plunger dog pin
39	F7524	Plunger dog return rod
40	F837	Hay dog, bottom
41	F1517	Plunger dog return spring
42	F7527	Clevis pin
43	F7526	Clevis
44	F7845	Bushing for plunger dog return lever, 7/8" x 1" x 7/8"
45	F7652	Plunger dog return lever
46		¼" x 1" N.C. cap screw
47	F4205	Wire guide complete, lower rear
48	F4222	Wire guide frame
49	F856	Wire guide bushing
50	F857	Snap ring for F856 bushing
51	F7973	Holder for needle twine guide bushing
52	F1611	Needle, twine
53	F8104	Bottom twine guide rod
54	F8086	Idler roller bracket
55	F8105	Bottom twine guide pipe
56		½" flat washer
57	F753	Sprocket, knotter drive, 32T No. 60
58	F9A	Sheave, pickup drive
59		½" x 2¾" N.C. cap screw



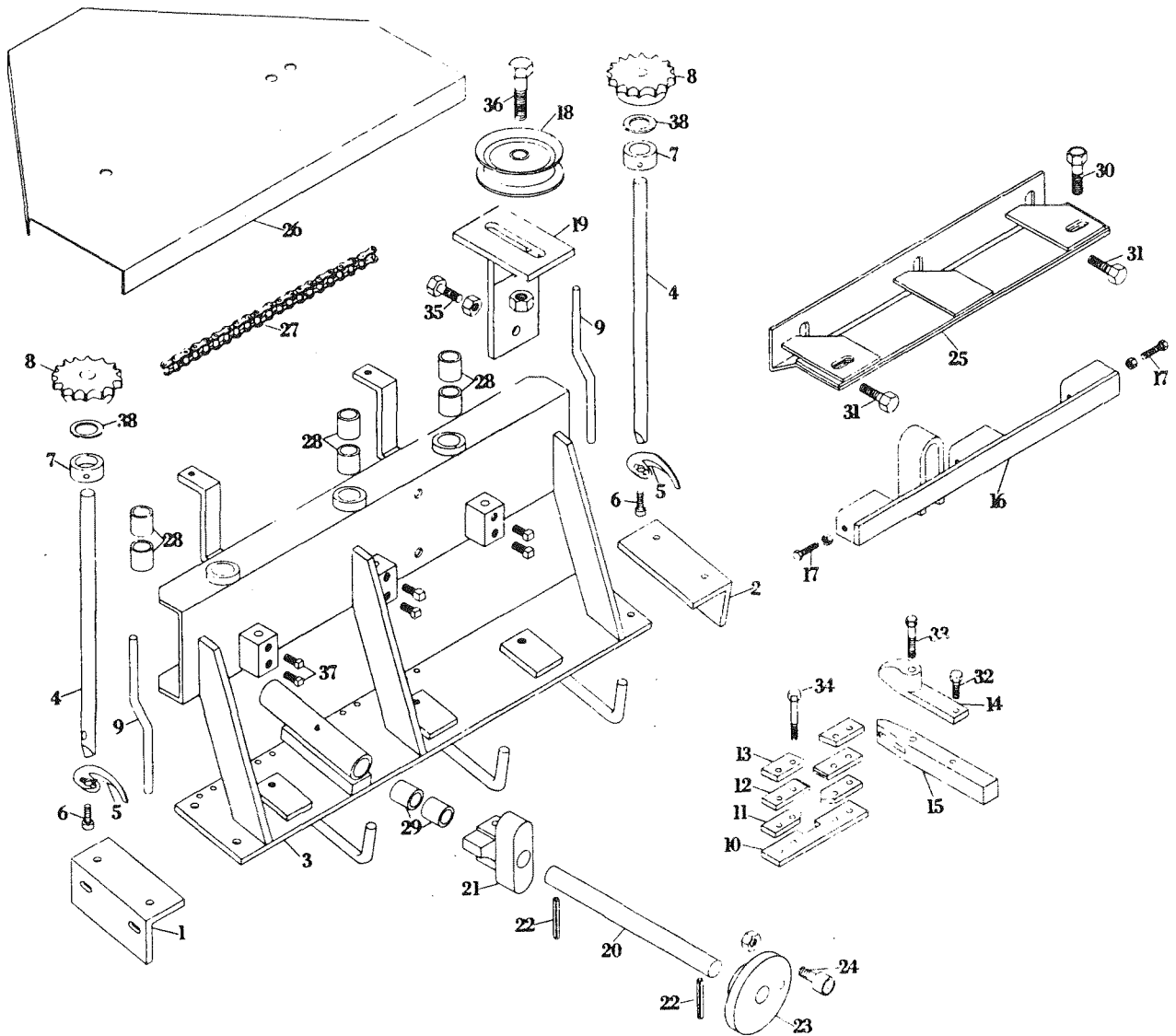
KNOTTER TRIP ASSEMBLY

REF. NO.	PART NO.	DESCRIPTION	REF. NO.	PART NO.	DESCRIPTION
1	F1617	Meter wheel shaft bracket, 2 used	17		1/2" x 7/8" - 14 ga. machine bushing
2	F1618	Meter wheel shaft bearing complete, 2 used	18	F1517	Trip spring
	F1619	Bearing only, RA012NPPB	19	F1632	Meter trip bar stop with bolt
	F1889	Flangett only, 47MST	20	F1608	Shield for meter wheel
	F1890	Locking collar only, S1012K	21		1/2" x 1 1/4" N.C. cap screw, trip bar stop
3	F1531	Meter wheel, 10"	22		1/2" x 1 1/4" N.C. cap screw, clutch stop
4	F8022	Meter wheel shaft	23		5/16" x 2" N.C. cap screw, clutch stop clamp
5	F1686	Meter trip bar	24		3/8" x 1 1/2" N.C. cap screw, knurled roller and washer
6	F1687	Knurled friction disc			
7	F8023	Guide washer	25		5/16" x 3/4" NCBH machine screw, bearing to bracket
8	F278	Spring	26		3/16" x 3/4" cotter key
9	F440	Ferrule	27		1/8" x 1" cotter key
10	F1572	Cam follower bearing	28	F7391	Bale counter mounting angle
11	F1513	Knotter trip mount	29	F304	Bale counter, Veeder Root
12		3/4" x 1 1/4" - 10 ga. machine bushing		F635	Arm w/screw for F304
13	F7227	Bushing, 3/4" x 7/8" x 3/4" oilite		F636	Reset knob for F304
14	F1514	Reset lever		F638	Spring, bale counter
15	F1568	Bushing, rest lever, 1/2" x 5/8" x 1" oilite	30		
16	F1515	Clutch stop lever	31	F637	Chain, bale counter



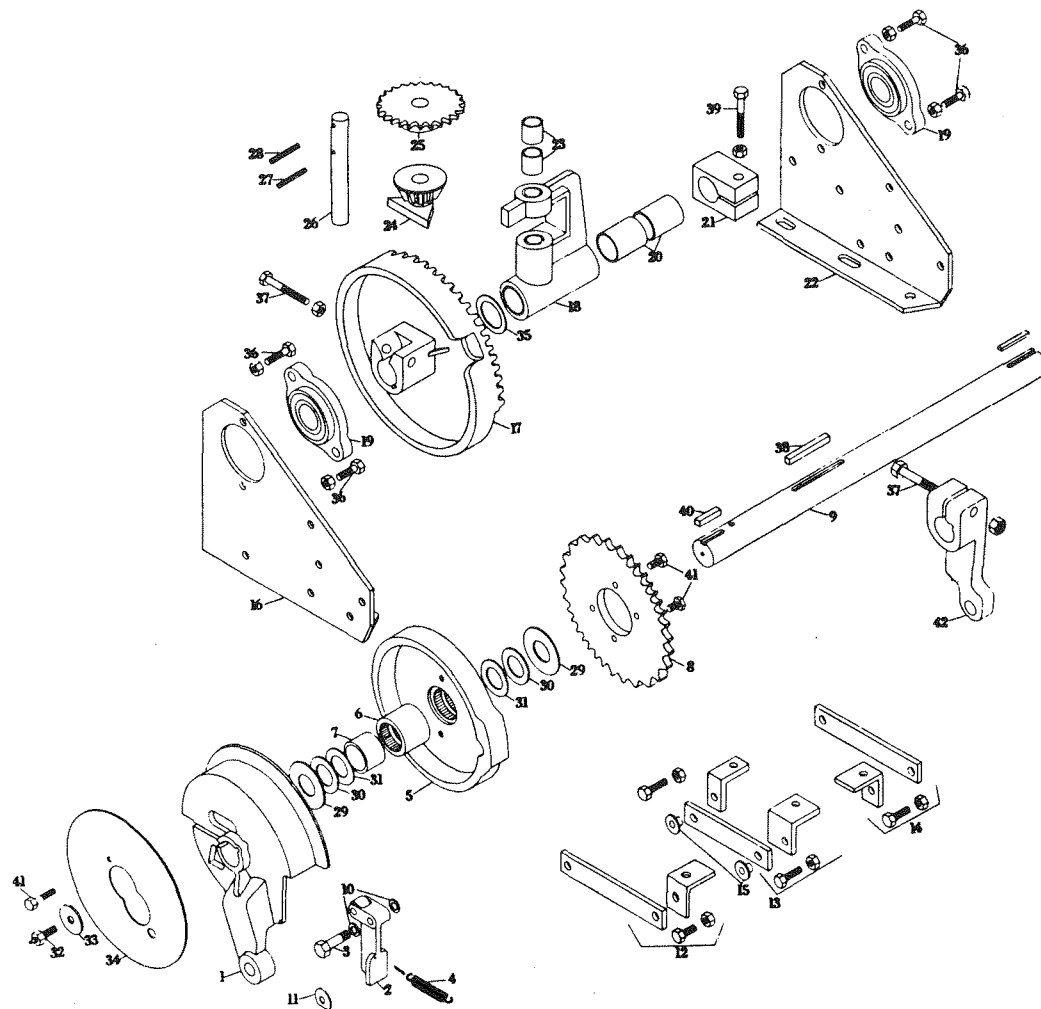
KNOTTER BRAKE ASSEMBLY

REF. PART NO.	PART NO.	DESCRIPTION
1	F7528	Brake disc with hard notch, 1-3/8"
2	F7450	Outside brake plate with lining
3	F7451	Brake plate stud, 2 used
4	F7453	Brake plate spring, 2 used
5	F7449	Inside brake plate with lining
6	F7454	Brake lining with rivets, 2 used
7		Rivets for brake lining, 6 used
8	F246	Saddle lever washer
9	F7587	Seal for saddle lever anchor, 63123 Victor
10	F7561	Saddle lever lower half with bushing
11	F7560	Saddle lever upper half with spring anchor
12	F7586	Bushing for saddle lever, 3/4" x 1" x 1 1/2"
13	F7585	Saddle lever sleeve
14	F1572	Cam follower, saddle lever
15	F7448	Saddle lever spring eyebolt
16	F7559	Saddle lever spring
17	F7452	Brake plate bolt, 1/4" x 3 1/2" NC
18	F7904	3/8" x 3/8" x 2" key for brake disc
19		1/2" x 3/4" NC cap screw w/fibre lock nut for brake clamp
20		5/16" x 1 1/4" NC cap screw w/fibre lock nut for saddle lever
21		3/8" x 3 1/2" NC cap screw w/fibre lock nut for saddle lever anchor



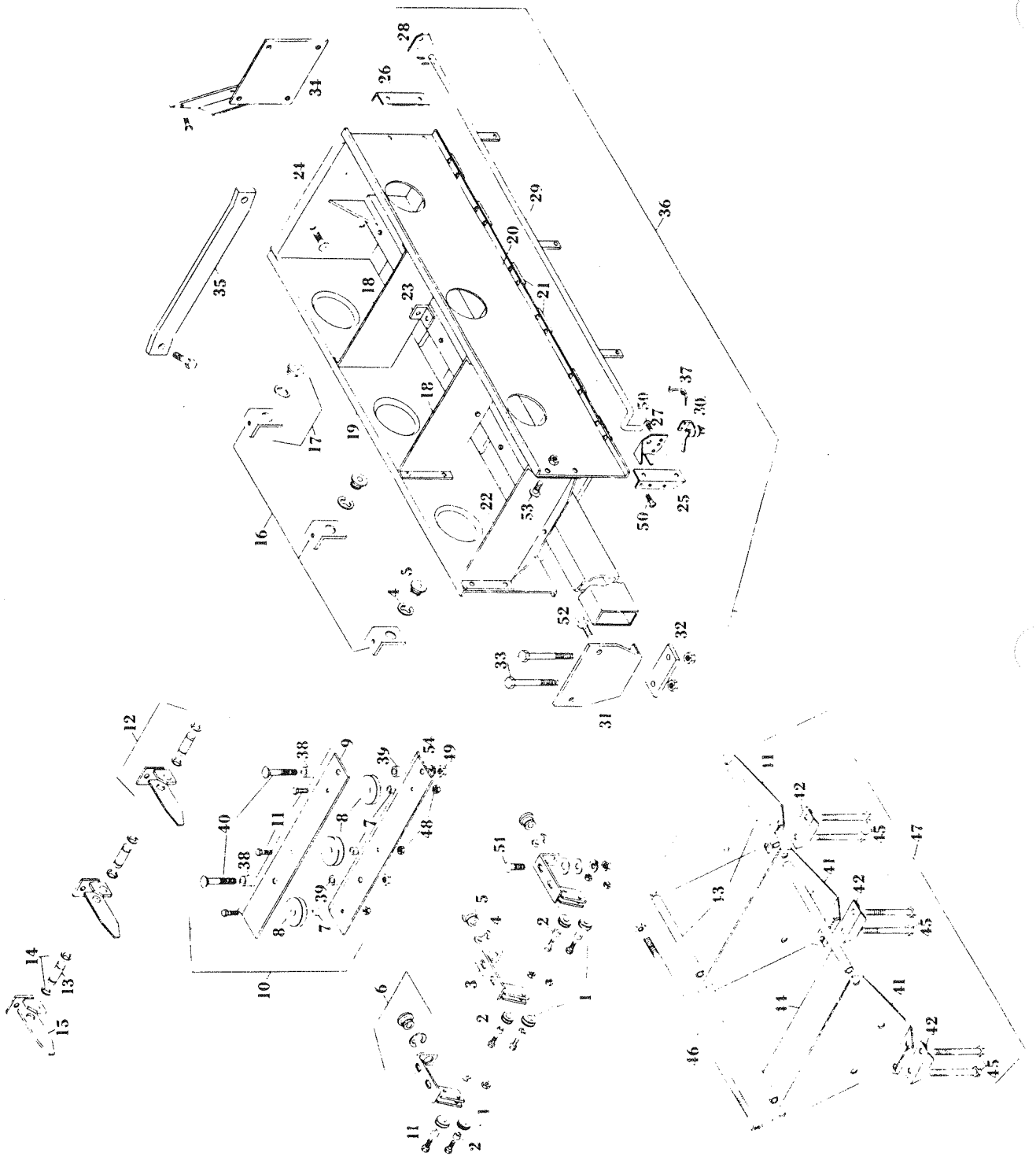
WIRE KNOTTER

REF. NO.	PART NO.	DESCRIPTION	REF. NO.	PART NO.	DESCRIPTION
1	F7062	Knotter mounting angle, L.H.	21	F7075	Shuttle bar drive cam
2	F7065	Knotter mounting angle, R.H.	22	F7076	Roll pin, 1/4" x 1 1/2"
3	F7793	Twister and shuttle bar frame	23	F7078	Shuttle bar crank flange
4	F7089	Twister shaft	24	F7079	Cam follower
5	F4046	Twister hook	25	F7794	Upper wire guide bracket
6	F7248	Twister hook bolt	26	SHD7494	Shield
7	F172	Set collar, 3/4"	27	F7796	Twister drive chain, 77P No. 40
8	F4024	Sprocket, twister shaft, 15T	28	F7227	Bushing, twister shaft
9	F7318	Wire holder rod	29	F7227	Bushing, cam shaft
10	F7087	Wire knife	30		3/8" x 1 1/4" N.C. cap screw
11	F7086	Gripper spacer, bottom	31		3/8" x 1" N.C. cap screw
12	F7085	Wire gripper	32		5/16" x 3/4" N.C. cap screw
13	F7084	Gripper top plate	33		3/8" x 2 1/2" NFHT cap screw
14	F7312	Wire divider	34		5/16" x 1 3/4" NFHT cap screw
15	F7313	Wire gripper tongue	35		3/8" x 1" N.C. cap screw
16	F7792	Shuttle bar with adjusting screws	36		1/2" x 2" N.C. cap screw
17	F7081	Shuttle bar adjusting screws	37		3/8" x 3/4" N.C. square head set screw
18	F7330	Chain tightener pulley	38		Washer, 10 ga., 3/4"
19	F7329	Chain tightener pulley bracket			
20	F7077	Cam shaft			



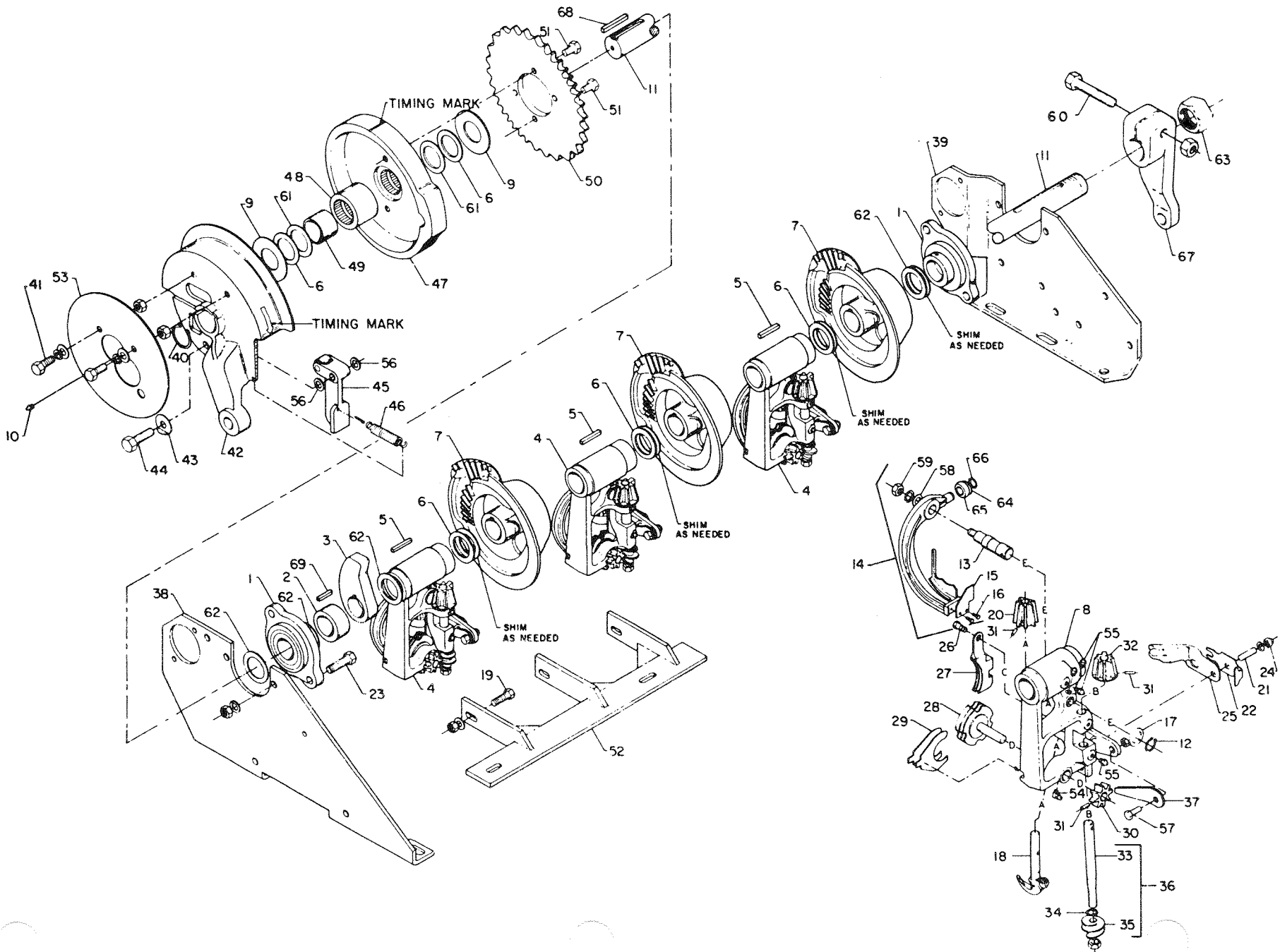
WIRE KNOTTER

REF. NO.	PART NO.	DESCRIPTION	REF. NO.	PART NO.	DESCRIPTION
1	F7519	Clutch pawl, 1-3/8"	23	F7247	Bushing for F7072 frame, 7/8" x 1" x 1"
2	F1622	Clutch pawl	24	F7431	Pinion
3	F1633	Clutch pawl pin	25	F7257	Twister drive sprocket, 40B25
4	F4115	Spring, clutch pawl	26	F7069	Pinion shaft
5	F4133	Notched clutch disc with F4134 bearing, 1-3/8"	27	F7076	Roll pin, pinion to shaft, 1/4" x 1 1/2"
6	F4134	Bearing for F4133 disc	28	F4030	Roll pin, sprocket to shaft, 1/4" x 2"
7	F4135	Inner race for F4134 bearing	29	F4136	Hardened washer, 1-3/8" I.D., 16 ga.
8	F755	Clutch sprocket (32T- no. 60)	30	F4159	Knoter shaft spacer washer, 10 ga.
9	F7456	Knoter shaft	31	F4161	Knoter shaft spacer washer, 18 ga.
10	F1623	Washer, 7/16" I.D. x 7/8" O.D. x .025"	32	F1576	Adapter with 1645B zerk, end of knoter shaft
11	F1620	Clutch pawl pin lock	33	F246	Knoter shaft end washer, L.H.
12	F7349	Brace w/angle, L.H.	34	F7987	Shield for knoter clutch
13	F7346	Brace w/angle, center	35	F4159	Washer spacer, 10 ga., 1-3/8" I.D.
14	F7345	Brace w/angle, R.H.		F4160	Washer spacer, 14 ga., 1-3/8" I.D.
15	F440	Ferrule for F7346 brace		F4161	Washer spacer, 18 ga., 1-3/8" I.D.
16	F7571	Knoter mount, L.H.	36		3/8" x 1 1/2" N.C. cap screw
17	F7432	Intermittent gear	37		1/2" x 3" N.C. cap screw
18	F7072	Pinion frame	38		3/8" x 3/8" x 2 3/4" key
19	F7063	Bearing, knoter shaft, 2 used	39		1/2" x 2 3/4" N.C. cap screw
20	F4137	Bushing for F7072 frame, 1-3/8" x 1 1/2" x 2"	40		3/8" x 3/8" x 2" key
21	F4138	Clamp collar	41		3/8" x 1" N.C. cap screw
22	F7570	Knoter mount, R.H.	42	F7461	Needle yoke drive arm
				F7980	Wire knoter complete with clutch & brake



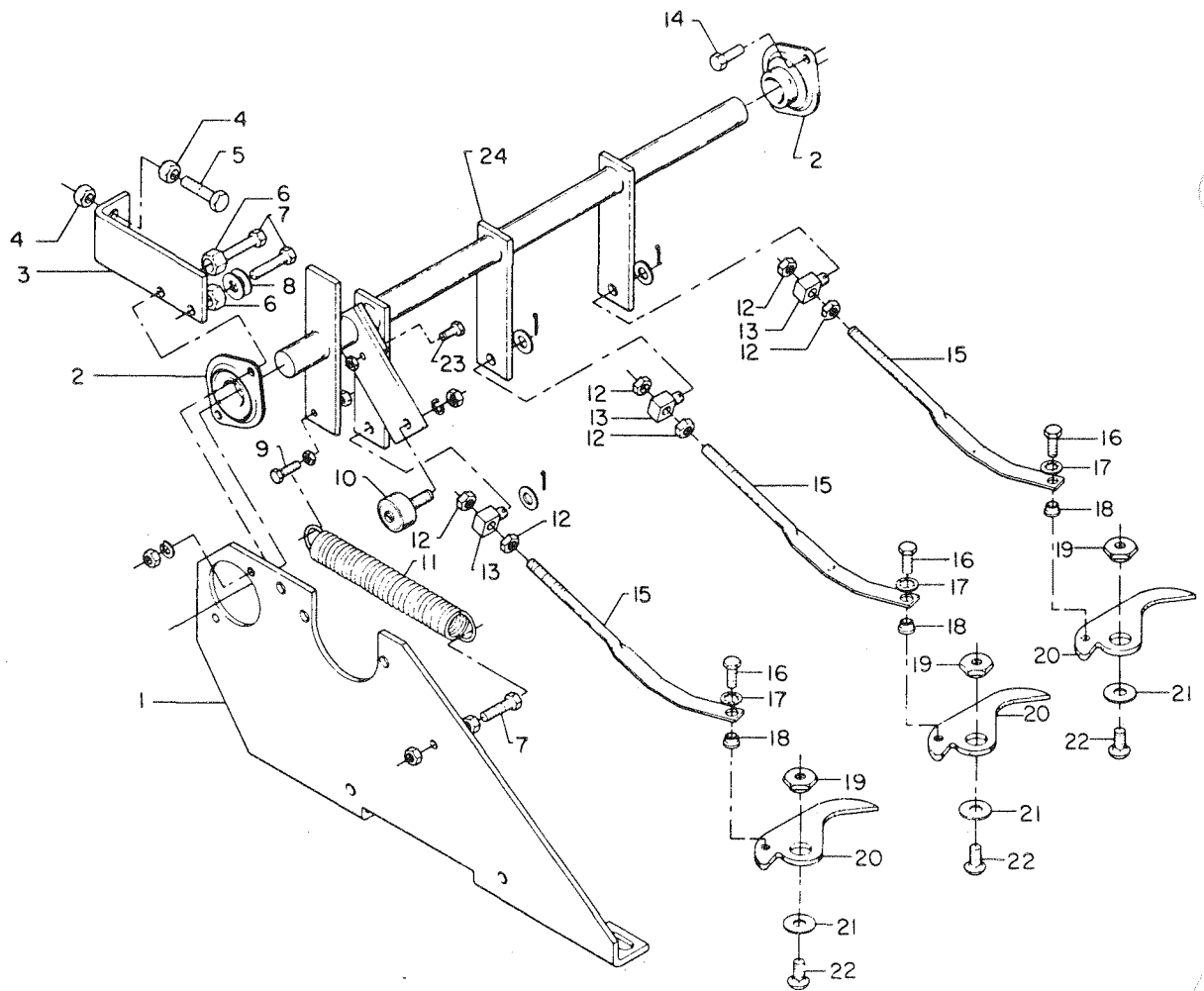
WIRE BOX AND WIRE GUIDES

REF. NO.	PART NO.	DESCRIPTION
1	F4014	Roller for wire guide and needle
2	F4015	Bushing for F4014 roller
3	F4222	Wire guide frame only (lower rear)
4	F857	Snap ring for F856 bushing
5	F856	Wire guide bushing
6	F4205	Wire guide complete, lower rear
7	F4068	Bushing for F4067 roller
8	F4067	Roller, lower front wire guide
9	F8173	Wire guide bracket, top bracket
10	F8174	Wire guide complete, lower front
11		Bolt with lock nut, 1/4" x 1" N.C. cap screw, 3 used
12	F4203	Upper wire guide complete with pin
13	F4204	Upper wire guide wear pin
14	F5159	Snap ring for wear pin
15	F4225	Upper wire guide, bracket only
16	F4163	Wire guide bracket, rear
17	F4224	Wire guide bracket complete with bushing
18	F7637	Wire box divider
19	F7638	Wire box side, front
20	F7639	Wire box side, rear
21	F7640	Wire box bottom slats
22	F7641	Wire box end, left
23	F7642	Wire box divider angle
24	F7643	Wire box base with end plate
25	F7644	Angle for wire alarm mounting bracket, L.H.
26	F7645	Angle for wire alarm mounting bracket, R.H.
27	F4191	Mounting bracket for wire alarm rod, L.H.
28	F4190	Mounting bracket for wire alarm rod, R.H.
29	F7608	Rod for wire alarm
30	F946	Switch only for wire alarm
31	F7555	Wire box mounting bracket
32	F7556	Bottom support plate for F7555
33		Bolt with nut 1/2" x 5/2" N.C. cap screw
34	F7557	Wire box mounting bracket, R.H.
35	F7705	Brace for F7557 R.H. wire box bracket
36	F7515	6 compartment wire box complete with braces and harness
37	F4210	Spring for wire alarm rod
38	F8175	Spacer 1 1/4"
39	F8176	Spacer, 13/32"
40		3/8" x 3" No. 3 plow bolt, 2 used
41	F6317	Wire carrier end plate
42	F6318	Wire carrier clamp
43	F7231	Pipe spacer, wire carrier, short
44	F7232	Pipe spacer, wire carrier, long
45		3/8" x 5" N.C. cap screw
46	F7230	Stay bolt, wire carrier
47	F4228	Wire carrier complete
48		1/4" N.C. fiber lock nut
49		3/8" N.C. fiber lock nut
50		1/4" x 1/2" machine screw
51		3/8" x 1 1/2" N.C. carriage bolt
52		1/2" x 3/4" N.C. cap screw
53		5/16" x 3/4" machine screw
54	F8311	Wire guide, bottom bracket



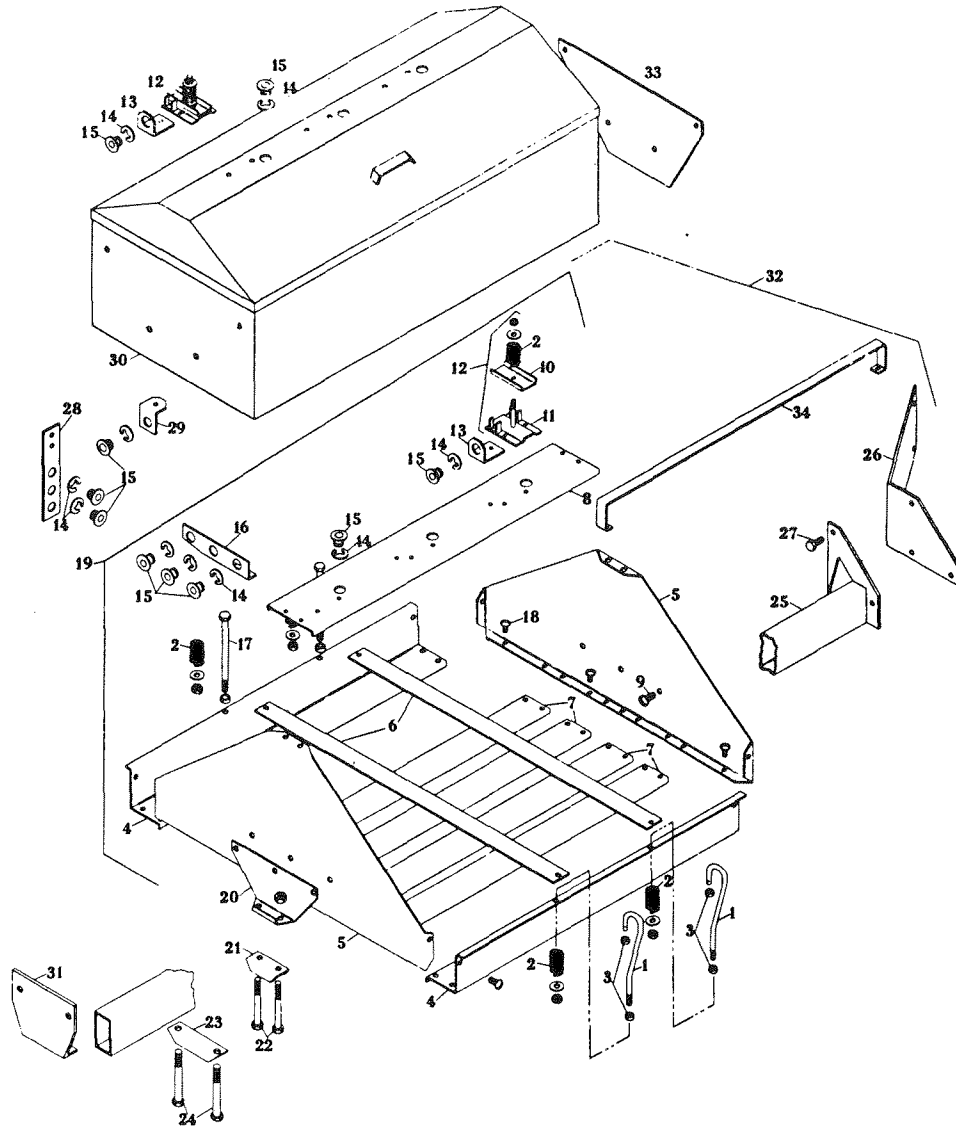
TWINE KNOTTER

REF. NO.	PART NO.	DESCRIPTION	REF. NO.	PART NO.	DESCRIPTION
1	F7063	Knotter shaft bearing, 1-3/8"	35	F7875	Knotter worm only
2	F99	1-3/8" set collar	36	F7876	Knotter worm and shaft complete
3	CAM7180	Twine finger drive cam	37	F8052	Twine holder spring, 3 used
4	F8053	Knotter frame complete	38	F8369	Twine knotter mount, L.H.
5	F4104	Key, 3/8" x 3/8" x 1 1/2", cam gear	39	F8368	Twine knotter mount, R.H.
6	F4159	Knotter shaft spacer washer, 10 ga.	40	F7988	Snap ring, No. 5160-137
7	F7942	Knotter cam gear	41		3/8" x 1" N.C. cap screw, 2 used
8	F7943	Knotter frame only	42	F7519	Clutch w/pawl
9	F4136	Hardened washer, 1-3/8" I.D., 16 ga.	43	F1620	Clutch pawl pin lock
10		1/8" P.T. straight grease fitting, No. 1710B	44	F1633	Clutch pawl pin
11	F8370	Knotter shaft, adjustable	45	F1622	Clutch pawl
12	F7976	Snap ring for knife arm pin	46	F4115	Spring, clutch pawl
13	F7884	Knife arm pin	47	F4133	Notched clutch disc w/F4134 bearing
14	F8050	Knife arm complete	48	F4134	Bearing
15	F8049	Twine knife	49	F4135	Inner race
16	F7859	Twine knife screw	50	F755	Sprocket, knotter clutch, 60A32
17	F7860	Knife arm washer	51		3/8" x 1" N.C. cap screw
18	F7861	Knotter bill hook	52	F8371	Knotter head anchor
	F8070	Trigger for F7861 knotter bill hook	53	F7987	Shield for knotter clutch
	F8071	Pin for F8070 trigger	54	F7882	Zerk, 90°
	F8068	Knotter bill hook pinion spacer washer, .020"	55	F7883	Zerk, straight
	F8069	Knotter bill hook pinion spacer washer, .035"	56	F1623	Washer, clutch pawl
19		3/8" x 1 1/4" N.C. cap screw	57		3/8" x 1" cap screw
20	F7862	Pinion, knotter hook	58	F7892	Knife arm shaft washer
21	F7948	Knotter hook cam adjusting screw	59	F7893	Knife arm shaft nut
22	F7947	Knotter hook cam adjusting spring	60		1/2" x 3" N.C. cap screw
23		7/16" x 1 1/2" N.F. cap screw	61	F4161	Knotter shaft spacer washer, 18 ga.
24	F7949	Knotter hook cam adjusting screw nut	62	F4160	Knotter shaft spacer washer, 14 ga.
25	F8051	Knotter hook cam	63		1-3/8" N.F. elastic stop jam nut
26	F7867	Twine holder bolt	64	F8280	Washer
27	F7868	Twine holder	65	F8274	Roller
28	F7869	Twine disc	66	F8275	Snap ring
29	F7870	Twine disc cleaner	67	F7461	Needle yoke drive arm
30	F7871	Pinion, twine holder disc	68	F7904	Key, 3/8" x 3/8" x 2"
31	F7872	Roll pin	69	F8054	Key, 3/8" x 3/8" x 3/4"
32	F7873	Pinion, knotter worm			
33	F7874	Knotter worm shaft			
34	F1680	Washer, Knotter worm shaft, 28 ga.			
	F657	Washer, Knotter worm shaft, 10 ga.			
	F658	Washer, Knotter worm shaft, 14 ga.			
	F659	Washer, Knotter worm shaft, 18 ga.			
			SHIMS AS NEEDED		
				F7977	Knotter shaft spacer, .010"
				F7978	Knotter shaft spacer, .005"
			TKN7130	Twine knotter assembly complete with mounts, clutch assembly and brake	
			TKN7131	Twine knotter shaft assembly with clutch and brake disc	



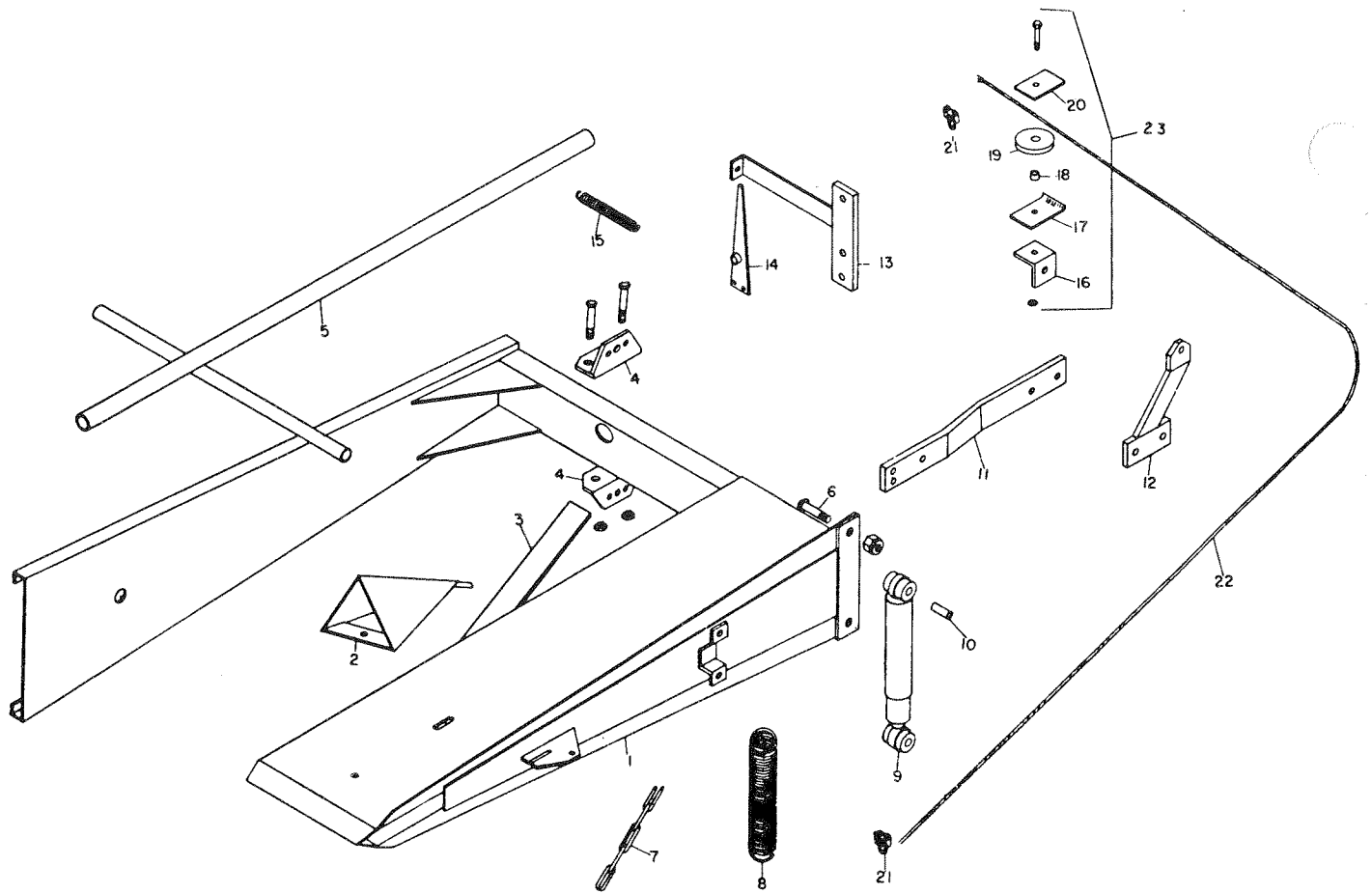
TWINE FINGER DRIVE

REF. NO.	PART NO.	DESCRIPTION
1	F8369	Twine knotter mount, L.H.
2	F8095	Bearing, twine finger drive rod
	F6003	Bearing only, RA100NPPB
	F8384	Locking collar only, S100K
	F6004	Flangette only, 52MST
3	F7959	Twine finger stop bracket
4		3/8" N.C. nut, 2 used
5		3/8" x 2" N.C. cap screw
6		1/2" N.C. nut, 2 used as spacers
7		5/16" x 1 1/2" N.C. cap screw, 4 used
8		3/8" washer, 2 used
9		1/4" x 1 1/4" N.C. cap screw
10	F1572	Cam follower
11	F1517	Spring, twine finger return
12		3/8" N.F. nut, 6 used
13	F159	Twine finger link block, 3 used
14		5/16" x 1" N.C. cap screw
15	F8143	Twine finger drive rod
16		5/16" x 3/4" N.F. cap screw, 3 used
17		5/16" internal star lock washer, 3 used
18	F8147	Drive rod bushing, 2 used
19	F8144	Bushing, twine finger, 3 used
20	F8335	Twine finger, 3 used
21	F8146	Twine finger washer, 3 used
22	F8330	3/8" x 7/8" carriage bolt, grade 8, 3 used
23		1/4" x 1" N.C. cap screw
24	F7958	Twine finger drive shaft assembly



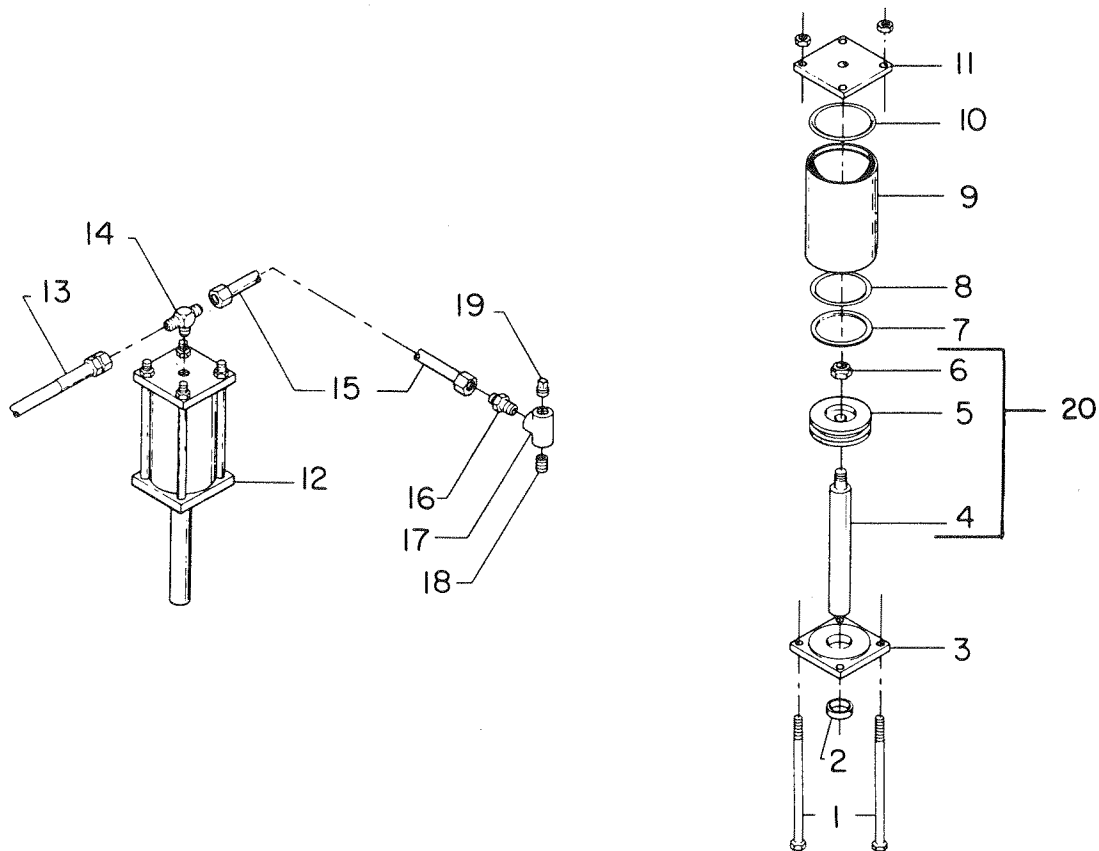
TWINE BOX AND TWINE GUIDES

REF. NO.	PART NO.	DESCRIPTION	REF.	PART	DESCRIPTION
1	F7927	Twine box hold down rod	20	F7937	Twine box bracket
2	F7541	Spring, twine box hold down	21	F6318	Twine box clamp
3	F7928	Set collar, 5/16"	22	F7556	3/8" x 5" N.C. cap screw
4	F7929	Twine box side	23	F7556	Bottom support plate for F7555
5	F7930	Twine box end	24	F7938	1/2" x 5 1/2" N.C. cap screw
6	F7931	Twine box hold down	25	F7938	Twine box base tube with end mount
7	F7932	Twine box bottom	26	F8194	Twine box mounting bracket, R.H.
8	F7933	Twine box top section	27		3/8" x 1" N.C. cap screw
9		3/8" x 3/4" flat head machine screw	28	F525	Holder for twine guide bushing
10	F7890	Twine tension top	29	F7973	Holder for needle twine guide bushing
11	F7889	Twine tension base	30	F8064	Twine box, 6 compartment, dome lid
12	F7891	Twine tension assembly		F8389	Twine box, 12 compartment, dome lid
13	F7898	Twine guide bushing holder	31	F7555	Twine box tube mounting bracket, left hand
14	F857	Snap ring for F856			
15	F856	Twine guide bushing	32	F7985	Twine box, 9 compartment large plastic twine balls, complete with base tube and mounting brackets
16	F7934	Twine guide bracket			
17	F7935	Twine box hold down bolt	33	F6317	Twine box bracket
18		1/4" x 1/2" flat head machine screw	34	F8279	Guard, twine tension
19	F7936	Twine box complete, 9 compartment, large plastic twine ball, Ref. 1-18			



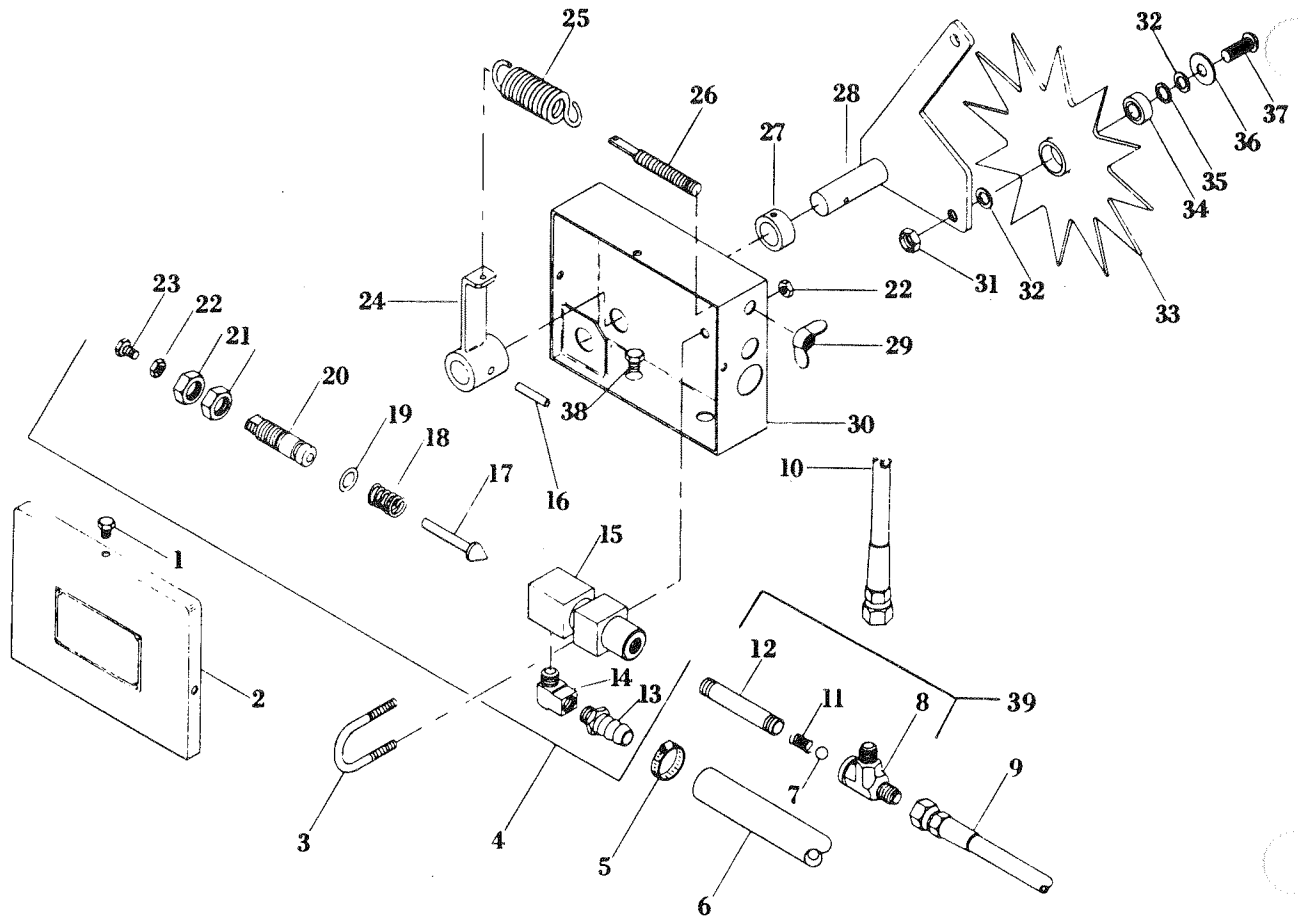
BALE CHUTE AND WEIGHT INDICATOR

REF. NO.	PART NO.	DESCRIPTION	REF. NO.	PART NO.	DESCRIPTION
1	F7600	Bale chute, frame only	12	F1639	Cable bracket
2	F7655	Bale turner	13	F997	Weight indicator bracket
3	F7656	Bale skid	14	F998	Indicator hand
4	F7657	Bale skid bracket, 2 used	15	F268	Indicator return spring
5	F7624	Flat chute adapter for combination chute	16	F999	Mounting angle for F7236 sheave
6	F7658	Button head bolt, 1/2" x 1 1/2"	17	F994	Shield for F4067 roller
7	F7659	Chain, bale chute	18	F4068	Bushing for F4067 roller
8	F985	Spring, bale chute, 3-tie turning	19	F4067	Roller for F7236 sheave
	F987	Spring, bale chute, 3-tie flat	20	F995	Plate for F4067 roller
9	F988	Shock absorber	21	F990	Cable clamp, 1/8", 2 used
10	F993	Bushing for shock absorber	22	F7661	Indicator cable, 1/8" aircraft 65"
11	F1638	Shock absorber support	23	F7236	Sheave complete, bale weight indicator



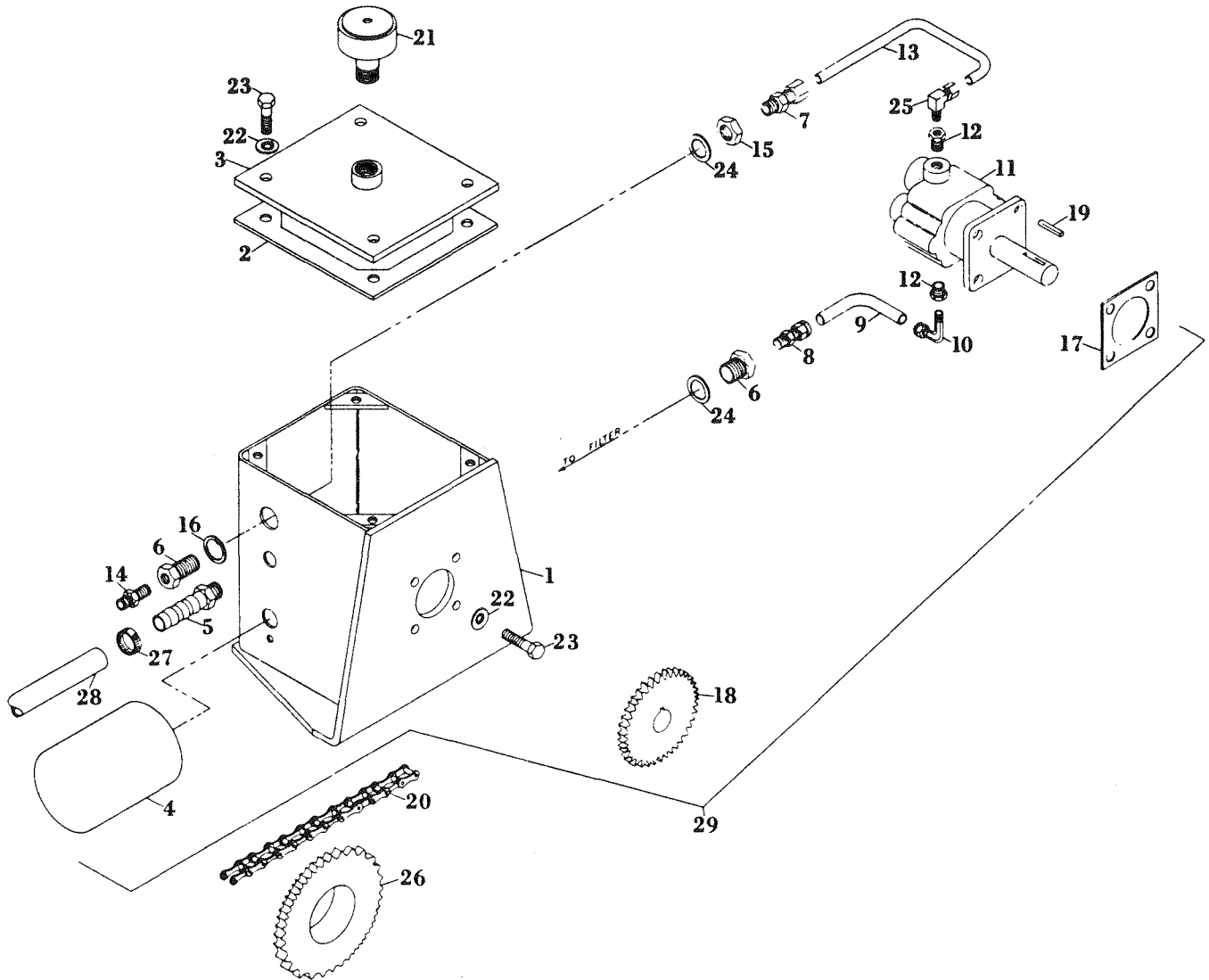
TENSION CONTROL RAM

REF. NO.	PART NO.	DESCRIPTION
1	FT235	Tie bolt with nut, 3/8" x 7 1/2", 4 used
2	FT19	Bushing for FT14, 1" x 1 1/4" x 5/8"
3	FT14	Cylinder bottom with bushing
4	FT233	Piston rod
5	FT236	Piston head
6		1/2" NF elastic jam nut
7	FT137	Backup ring
8	FT12	"O" ring for piston
9	FT250	Cylinder
10	FT12	"O" ring top seal
11	FT251	Cylinder top
12	FT7602	Cylinder complete
13	FT221	Pressure hose, bypass to ram, 24"
14	FT220	3/8" JIC male branch tee, C5605 x 6 WH
15	FT216	3/8" steel tube, ram to ram
16	FT219	3/8" JIC male connector, C5205 x 6 WH
17	FT218	Tee, 1/4"
18	FT217	Nipple, 1/4" extra heavy black
19	FT75	Pipe plug, 1/4"
20	FT237	Piston complete
	FT231	Dual ram assembly complete, including FT215 (not shown)



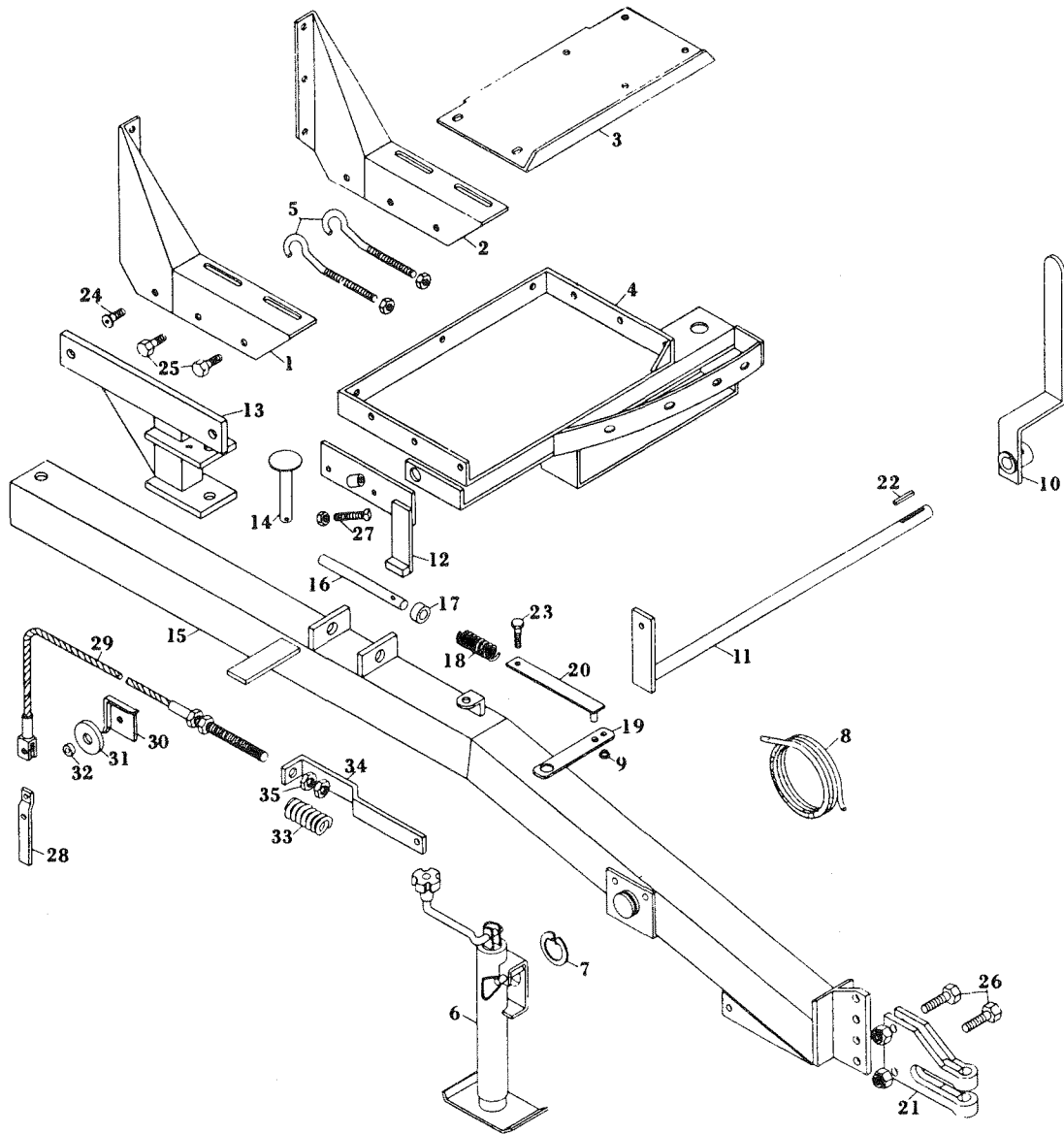
TENSION CONTROL BYPASS BOX

REF. NO.	PART NO.	DESCRIPTION	REF. NO.	PART NO.	DESCRIPTION
1		¼" x ½" N.C. cap screw	22		¼" N.C. nut
2	FT50	Bypass box cover	23		¼" x 1¼" N.C. cap screw
3	FT58	U-Bolt	24	FT245	Bypass lever
4	FT185	Bypass assembly complete	25	FT213	Adjusting screw tension spring
5	FT252	Hose clamp, GS-5 Murray	26	FT6205	Adjusting screw
6	FT191	Bypass return hose, ½" x 93"	27	F 172	¾" set collar
7	FT512	Check ball	28	FT246	Penetration wheel arm
8	FT224	3/8" JIC female run tee, C5805 x 6 WH	29	FT62	Wing nut
9	FT225	¼" hydraulic hose, pump to bypass, 90"	30	FT194	Bypass box
10	FT221	¼" hydraulic hose, bypass to ram, 24"	31		3/8" pal nut
11	FT248	Spring, LC-O-26-E- 11 Lee	32	FT209	Washer, 14 ga., 3/8" x 5/8"
12	FT223	¼" x 3" extra strong black nipple	33	FT178	Penetration wheel with bearing
13	FT193	½" hose nipple	34	FT179	Bearing, BR9904
14	FT188	3/8" street elbow, 3400 x 6 WH	35	FT210	Washer, 18 ga., 3/8" x 5/8"
15	FT184	Bypass cylinder	36	FT123	Washer, 3/8"
16		¼" x 1¼" roll pin	37	FT211	Button head bolt, 3/8" x 1"
17	FT87	Bypass check pin	38		3/8" x ½" N.C. cap screw
18	FT63	Spring, bypass check pin	39	FT249	Ball check assembly
19	FT53	O-Ring, bypass			
20	FT54	Plunger, less nuts		FT192	Bypass box complete, Less pressure hose
21	FT55	Jam nut, 5/8"			



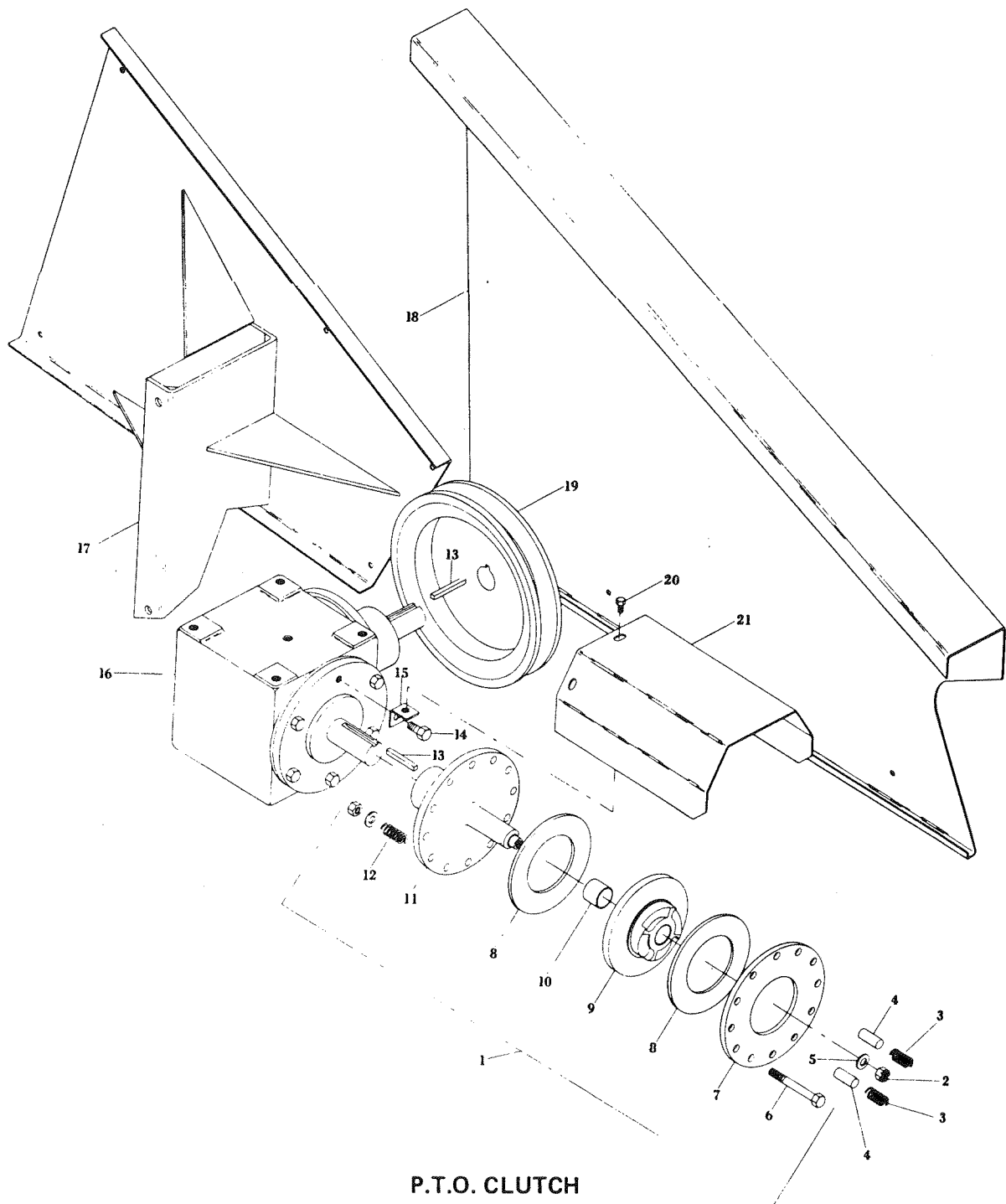
TENSION CONTROL PUMP ASSEMBLY

REF. NO.	PART NO.	DESCRIPTION	REF. NO.	PART NO.	DESCRIPTION
1	FT558	Tank	15	FT552	3/4" bulkhead nut, W 21204
2	FT559	Tank cover gasket	16	FT553	3/4" x 1" x 1/16" fiber washer, Seastrom 5600-64-62
3	FT545	Tank cover	17	FT548	Gasket, pump flange
4	FT546	Filter, PH966B Fram	18	FT555	Driven sprocket, 40B15 x 9/16"
5	FT193	Hose nipple	19	FT556	1/8" x 1" square key
6	FT549	Bulkhead fitting W21204 WH	20	FT556	Drive chain, 73P No. 40
7	F8221	1/4" male connector, 68 x 4 x 4 WH	21	FT530	Breather cap
8	FT550	Male connector, 268P 3/8" x 1/4" Imperial	22	FT538	Seal washer, 5/16"
9	F8331	3/8" tube with support spring	23		5/16" x 1" N.C. cap screw
10	F8209	Male elbow, 269P 3/8" x 1/4" Imperial	24		3/4" internal star lock washer
11	FT547	Pump, 22YB-012-2R Webster	25	F8227	1/4" male elbow, 69 x 4 x 4 WH
	FT561	Seal kit for FT547 pump	26	FT557	Drive sprocket, 40B30 x 2-1/8"
12	FT103	3/8" x 1/4" reducer bushing	27	FT252	Hose clamp, GS-5 Murray
13	FT551	1/4" copper tubing, 3' long	28	FT191	Bypass return hose, 1/2" x 93"
14	FT219	Male connector, C5205 x 6 WH	29	FT560	Pump & tank assembly, complete less hose



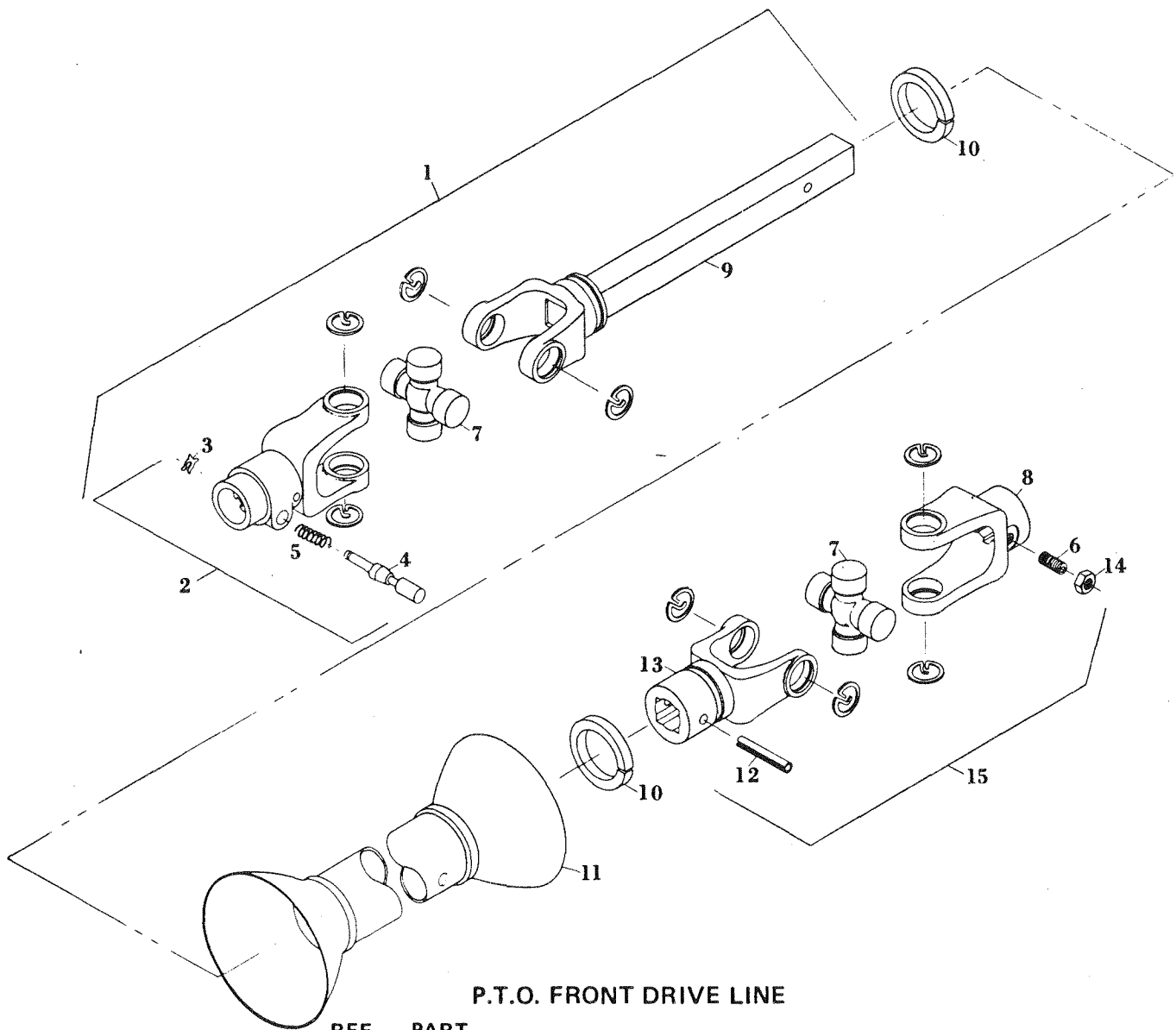
DRAWBAR AND P.T.O. MOUNT

REF. NO.	PART NO.	DESCRIPTION	REF. NO.	PART NO.	DESCRIPTION
1	F7848	P.T.O. gear box mount, R.H.	18	F7003	Spring, drawbar locking pin
2	F7849	P.T.O. gear box mount, L.H.	19	F7283	Actuating lever, drawbar locking pin
3	F7363	P.T.O. gear box plate	20	F7795	Link, drawbar locking pin
4	F7213	Hitch base plate	21	F183	Front end hitch
5	F7010	Adjusting bolt, 2 used	22		1/4" x 1/4" x 2 1/2" key
6	F1833	Front end swinging jack	23		1/2" x 2" N.C. cap screw
	F1831	Thrust bearing	24		1/2" x 1 1/4" N.C. button head bolt
	F1839	Lock pin assembly	25		1/2" x 1 1/4" N.F. cap screw
7	F1834	Snap ring	26		5/8" x 2 1/2" N.C. cap screw
8	F7005	Rope, drawbar pin, 9'	27		1/2" x 1 1/2" square head set screw
9	F440	Ferrule	28	F7194	Pickup lift bracket
10	F7725	Pickup lift lever, P.T.O. baler	29	F7565	Pickup lift cable with ends
11	F7538	Pickup lift lever cross rod	30	F7590	Sheave clip, pickup lift roller
12	F7682	Pickup lift lever stop bracket	31	F8192	Roller for pickup lift
13	F7007	Pivot pin bracket	32	F8193	Bushing for F8192 roller
14	F7006	Drawbar pivot pin	33	F7566	Cushion spring (pickup cable)
15	F1835	Drawbar for P.T.O. baler	34	F7567	Cable connecting link for cushion spring
16	F7002	Drawbar locking pin	35		11/16" N.C. jam nut
17	F7004	Set collar for drawbar locking pin			



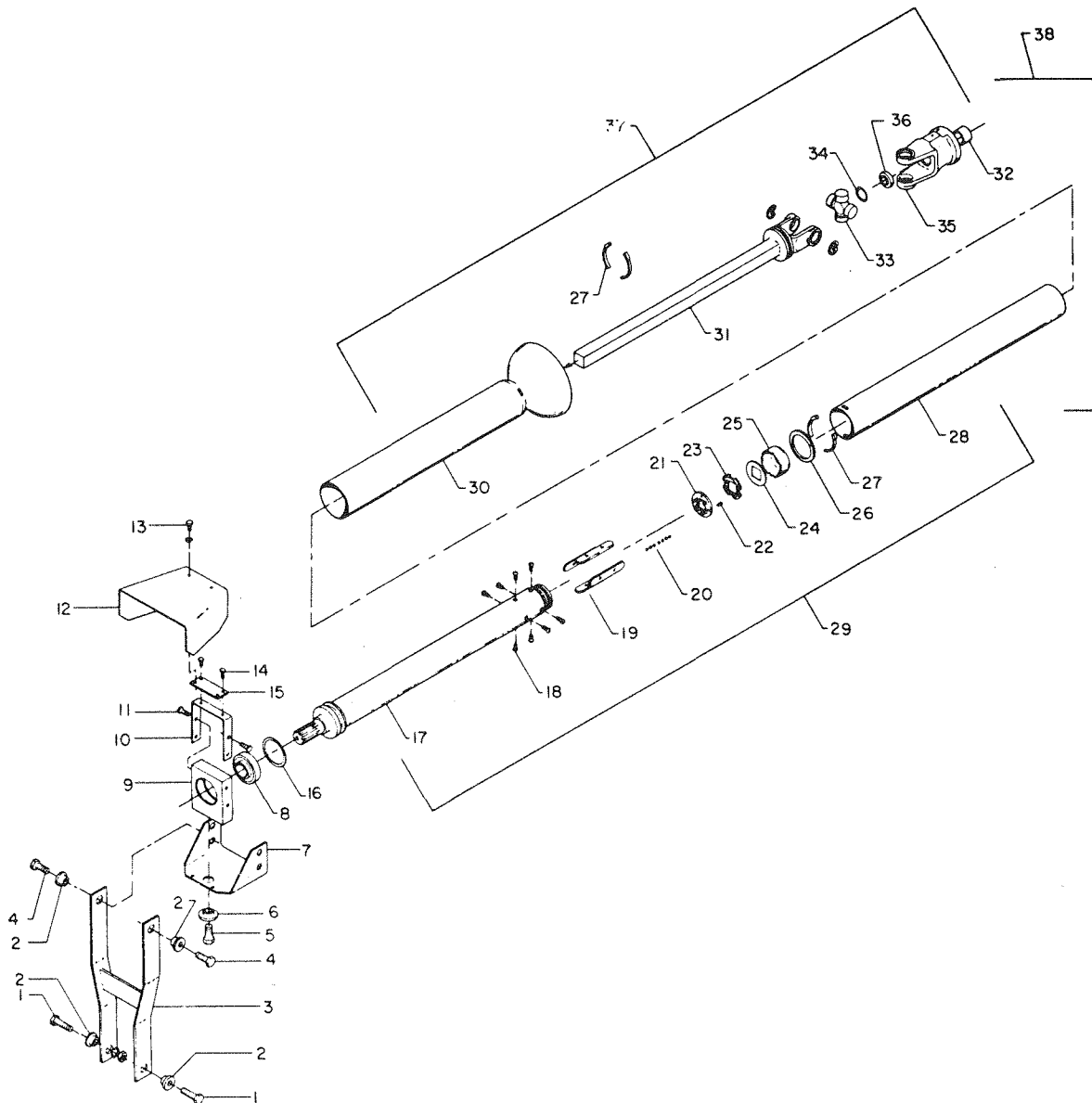
P.T.O. CLUTCH

REF. NO.	PART NO.	DESCRIPTION	REF. NO.	PART NO.	DESCRIPTION
1	F8178	P.T.O. clutch assembly	12	F1797	Spring, 12 used on 540 rpm, 6 used on 1000 rpm.
2		1/2" N.C. slotted nut	13		5/16" x 5/16" x 1-1/8 key
3	F1790	Spring, 2 used	14		9/16" x 1/4" N.C. cap screw
4	F1791	Clutch pin, 2 used	15	F1800	Clip, shield, 3 used
5		1/2" spring lock washer	16	F1412	Gear box complete, 540 rpm.
6		3/8" x 3/4" hex head cap screw, 12 used on 540 rpm., 6 used on 1000 rpm.	17	F1780	Gear box complete, 1000 rpm.
7	F1792	Clutch plate	18	F8324	Mounting bracket drive belt shield
8	F1793	Friction disc, 2 used	19	F8325	Drive belt shield
9	F1794	Clutch palte assembly w/bushing	20	F1798	Sheave, P.T.O., 1-3/8" bore
10	F1795	Bushing	21	F1799	1/4" x 3/4" N.C. cap screw, 3 used
11	F1796	Clutch pilot			Shield, rear "U" joint



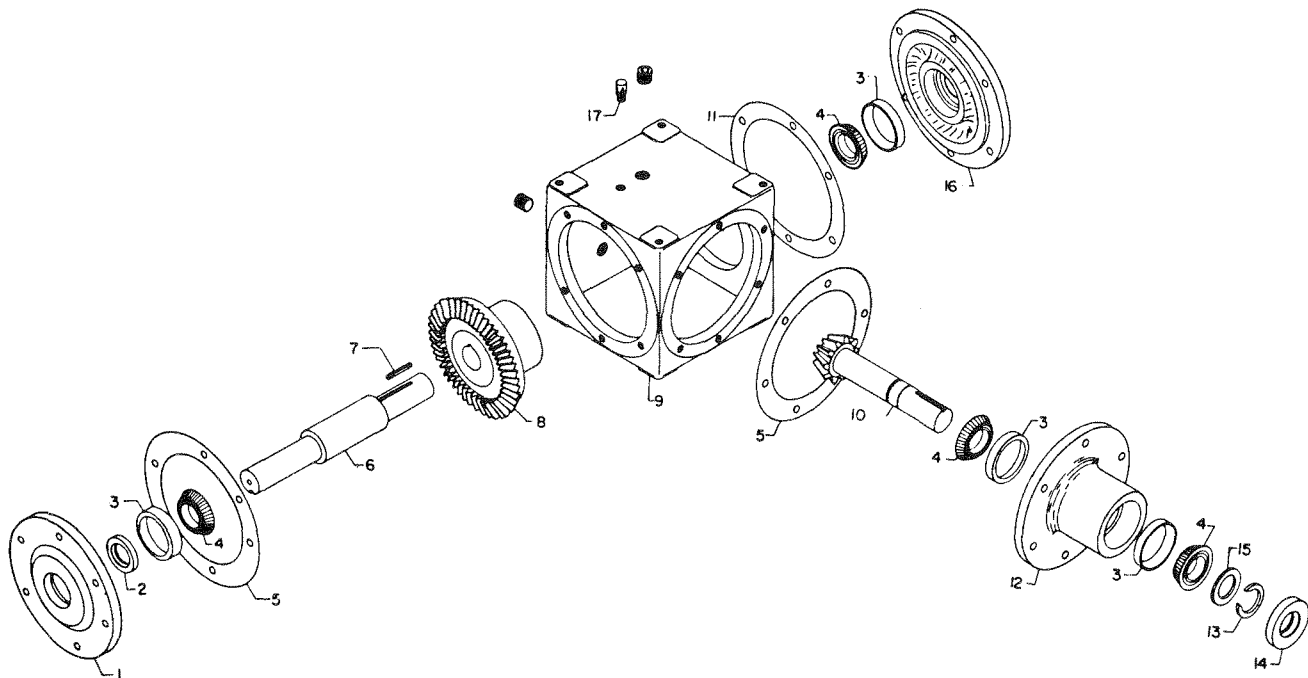
P.T.O. FRONT DRIVE LINE

REF. NO.	PART NO.	DESCRIPTION
1	F1846	Universal joint & shaft assembly, 540 rpm.
	F1847	Universal joint & shaft assembly, 1000 rpm.
2	F890	Yoke assembly, QD, 1-3/8" - 6 spline, w/lock pin
	F8181	Yoke assembly, QD 1-3/8" - 21 involute spline w/lock pin 1000 rpm.
3	F1107	Lock pin washer
4	F1106	Lock pin
5	F1108	Spring lock pin
6	F1828	Set screw, 1/2" x 1 1/4" NF hex socket
7	F889	Universal cross repair kit
8	F1823	Yoke, 1-3/8" - 6 spline
9	F1824	Yoke & shaft assembly
10	F1827	Nylon bushing, 2 used
11	F1825	Shield & bell assembly
12		Roll pin, 3/8" x 2"
13	F1826	Yoke, 1-3/16" square
14		1/2" N.F. jam nut
15	F8179	Universal joint assembly
	F1812	P.T.O. driveline assembly, complete, front, 540 rpm.
	F8180	P.T.O. driveline assembly complete, front, 1000 rpm.



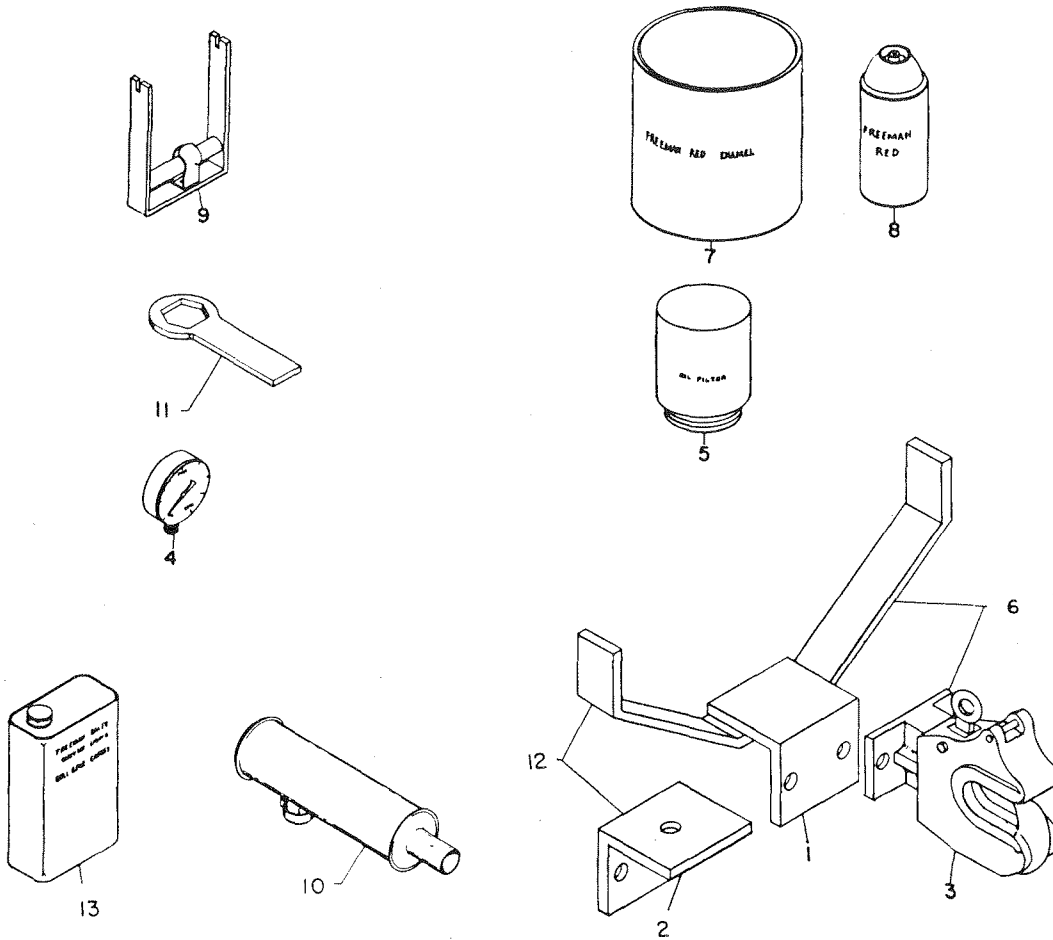
P.T.O. REAR DRIVE LINE

REF. NO.	PART NO.	DESCRIPTION	REF. NO.	PART NO.	DESCRIPTION
1		1/2" x 2" NCHT cap screw, 2 used	20	PTO2616	Balls, 164 used
2	F1811	Pedestal tilt bushing, 4 used	21	PTO2611	End cap
3	F1810	Bearing pedestal	22	PTO2613	Nylox cap screw, 4 used
4		1/2" x 1 1/2" N.C. cap screw, 2 used	23	PTO2608	Felt wiper
5		5/8" x 1 1/2" N.C. cap screw	24	PTO2618	Nylon retainer
6	F1801	Swivel bushing, pedestal bearing	25	PTO2607	Wiper retainer
7	F1809	Pedestal bearing bracket	26	PTO2646	Nylon bearing
8	F1807	Ball bearing, 207 KRR Fafnir	27	PTO2691	Shield bearing, 4 used
9	F1808	Pedestal bearing housing	28	PTO337083	Inner shield
10	F1805	Shield bracket, front universal joint	29	PTO2293753	Telescoping drive line, front half
11		5/16" x 3/4" N.C. cap screw, 4 used	30	PTO3622825	Outer shield
12	F1804	Shield, front universal joint	31	PTO2112831	Yoke and shaft assembly
13		1/4" x 3/4" N.C. cap screw, 2 used	32	F1819	Bushing, flange yoke
14		1/4" x 1" N.C. cap screw, 2 used	33	F889	Universal cross repair kit, 2275x
15	F1803	Adapter, shield	34	F1816	Bearing retainer ring, N5000-137
16	F1806	Retaining ring, RR 287 Spirolox	35	F1818	Flange yoke, 211J9X
17	PTO2612	Tube and stub shaft assembly	36	F1817	Ball bearing, flange yoke, 9103PP Fafnir
18	PTO2614	Button head socket screw, 8 used	37	PTO2612132	Telescoping drive line, rear half
19	PTO2609	Ball retainer, 4 used	38	PTO2293612	Telescoping drive line, complete



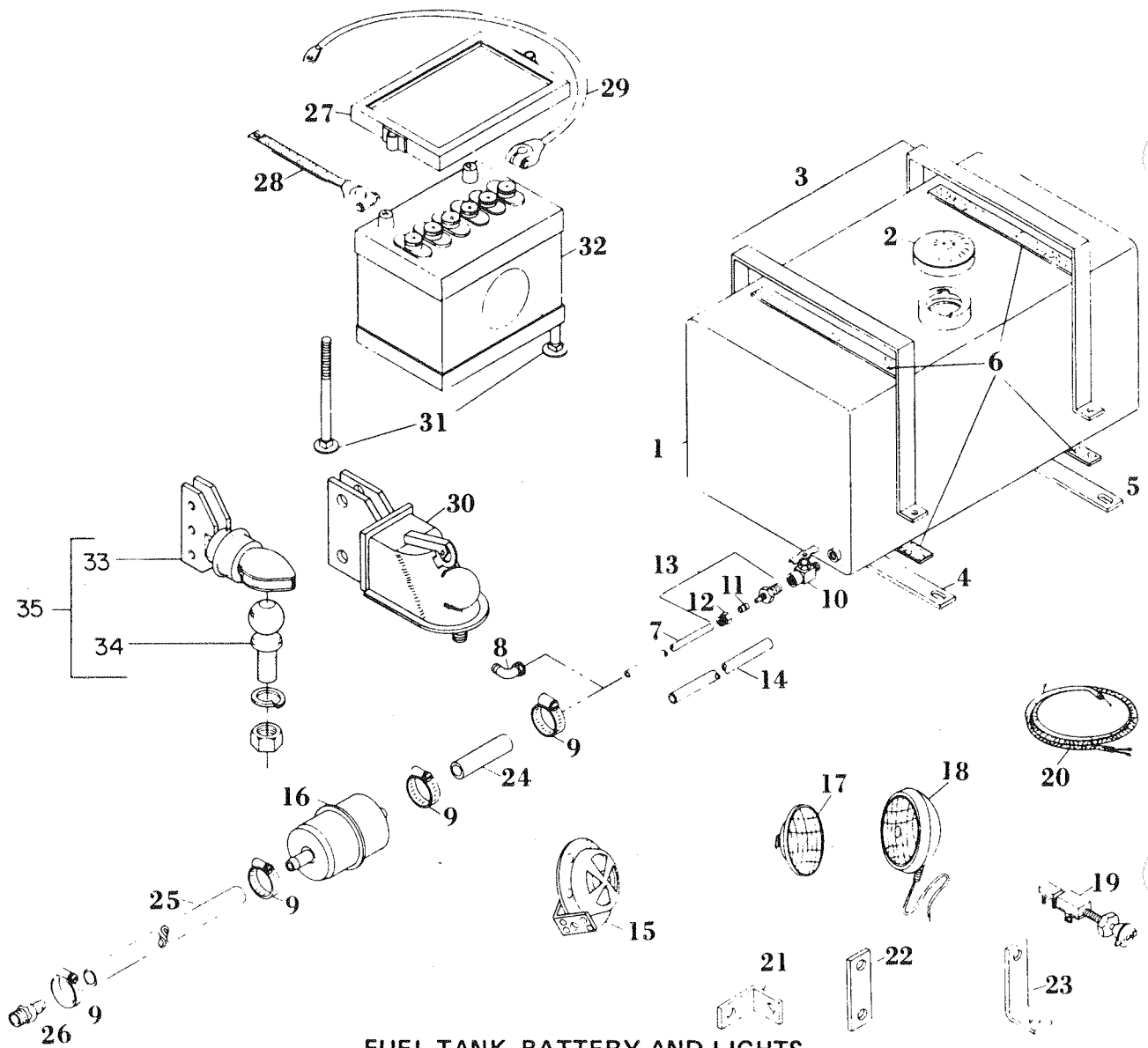
P.T.O. GEAR BOX
(Use SAE 90 Gear Oil)

REF. NO.	PART NO.	DESCRIPTION	REF. NO.	PART NO.	DESCRIPTION
1	F1076	Cap, drive shaft bearing (open end)	9	F1407	Case for gear box
2	F1085	Seal, drive shaft (CR186112)	10	F1410	Pinion and shaft, 13T for 540 rpm box
3	F1084	Bearing cup, pinion and drive shaft (LM 48510)		F1779	Pinion and shaft, 21T for 1000 rpm box
4	F1083	Bearing cone, pinion and drive shaft (LM 48548)	11	F1417	Gasket (.005 thick) for F1409
5	F1095	Gasket, (.005 thick) for F1076 and F1078		F1418	Gasket (.010 thick) for F1409
	F1414	Gasket, (.010 thick) for F1076 and F1078		F1419	Gasket .015 thick) for F1409
	F1415	Gasket, (.015 thick) for F1076 and F1078	12	F1078	Housing, pinion shaft bearing
	F1416	Gasket, (1/32" thick) for F1076 and F1078	13	F1087	Snap ring, pinion shaft
6	F1601	Drive shaft	14	F1421	Grease seal for pinion shaft (CR256112)
7	F1093	Key, drive shaft and sheave, 5/16" x 5/16" x 2"	15	F1420	Steel shim (.003 thick)
8	F1411	Bevel gear, 39T, for 540 rpm box	16	F1409	Cap, drive shaft bearing (closed end)
	F1778	Bevel gear, 34T, for 1000 rpm box	17	F1720	Vent
				F1412	Gear box complete less sheave, 540 rpm.
				F1780	Gear box complete less sheave, 1000 rpm.



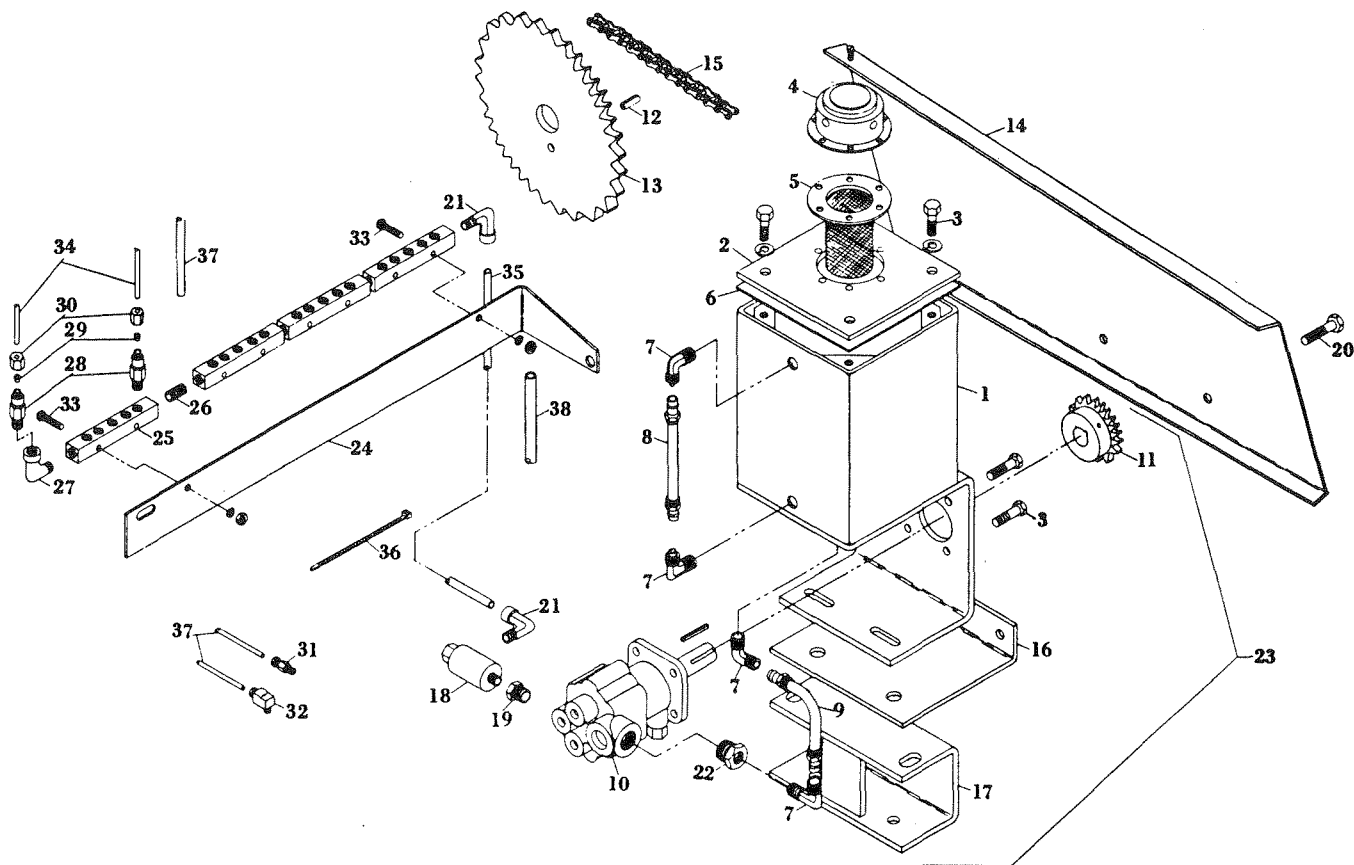
EXTRA ITEMS

REF. NO.	PART NO.	DESCRIPTION
1	F1699	Trailer hitch frame
2	F736	Trailer hitch angle for clevis pin
3	F1697	Holland hitch for trailer hitch
4	F800	Hydraulic gauge (2000 lbs.)
5	F1511	Oil filter cartridge 4 thread base (VH4D and VG4D)
	F5922	Oil filter cartridge (V465D)
6	F734	Trailer hitch frame with Holland hitch
7	F649	Freeman red baler paint, 1 gal.
	F942	Freeman red baler paint, 1 qt.
	F1675	Freeman white baler paint, 1 gal.
	F1676	Freeman white baler paint, 1 qt.
8	F770	Freeman red baler paint, spray can
	F1677	Freeman white baler paint, spray can
9	F4193	Wire splicer
10	F1705	Muffler, VG4D, WD70
	F1706	Muffler, V465D, WD76
11	F8362	Wrench for 2" pivot shaft jam nut
12	F735	Trailer hitch frame with pin hitch
13	F7609	Quickset lubricant, 1 qt.
	F7626	Quickset lubricant, 1 gal.



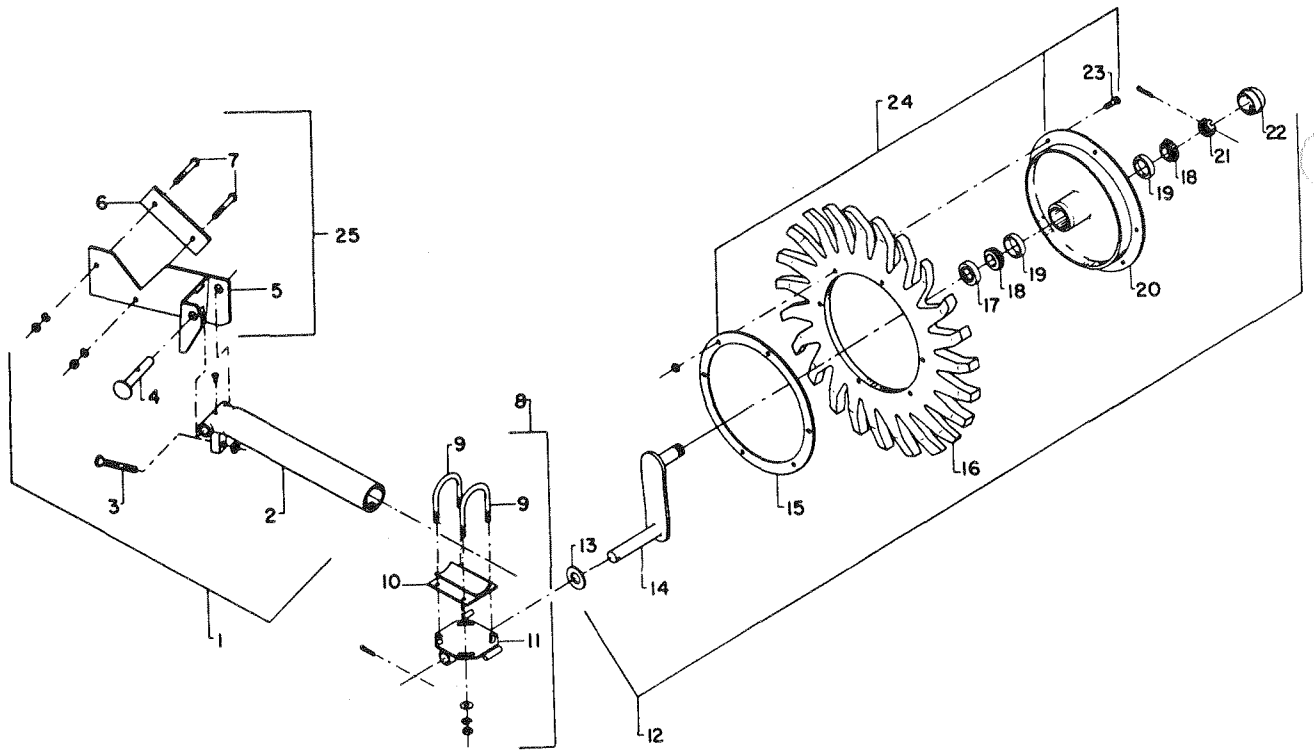
FUEL TANK, BATTERY AND LIGHTS

REF. NO.	PART NO.	DESCRIPTION	REF. NO.	PART NO.	DESCRIPTION
1	F1688	Fuel tank with cap	19	F862	Switch for light kit
2	F1689	Fuel tank cap for F1688	20	F8326	Wire harness, twine
3	F7046	Fuel tank strap, 2 used		F8327	Wire harness, wire
4	F8188	Fuel tank mounting bracket, front	21	F8061	Mounting bracket, front light
5	F8164	Fuel tank mounting bracket, rear	22	F8062	Mounting bracket, rear light
6	F893	Felt for tank straps - set of four	23	F6577	Mounting bracket, center light
7	F7049	Fuel line only, 62"	24	F8303	1/4" rubber gas line, 4", 19B
8	F5233	Elbow fitting for gas line, 269P-1/4" x 1/8", VH4D, VG4D	25	F8304	1/4" rubber gas line, 2", 19B
9	F8301	Hose clamp, GS-4 Murray	26	F8305	1/4" male hose end, 1537 WH
10	F8189	Shut off valve, 6825 WH	27	F5499	Battery hold down bracket
11	F6126	Poly-sleeve, 260-P	28	F7742	Battery cable (ground) 12 volt
12	F6127	Nut & sleeve assembly, 261-P	29	F7743	Battery cable (insulated) 12 volt
13	F8190	Straight male connector, 268-P 1/4" x 1/4"	30	F1736	Ball hitch complete with ball
14	F8191	Fuel line cover		F1915	Ball hitch complete w/ball for PTO baler
15	F1497	Horn, wire alarm, 12 volt		F8067	Hitch ball for F1736
16	F8302	Fuel filter, 3012 NAPA	31	F1691	Bolt for battery box, (3/8" x 9")
17	F5842	Sealed beam unit, 12 volt	32	F1499	Battery, 12 volt
	F5941	Sealed beam unit, 12 volt (comb. red & clear)	33	HTH7562	Ball hitch only, bulldog
18	F8059	Light, front and center, 12 volt shock mounted	34	HTH28400	Hitch ball only, bulldog
	F8060	Light, rear combination, 12 volt shock mounted	35	HTH7611	Ball hitch complete with ball, bulldog
				F8063	Light kit, 12 volt, twine
				F8364	Light kit, 12 volt, wire



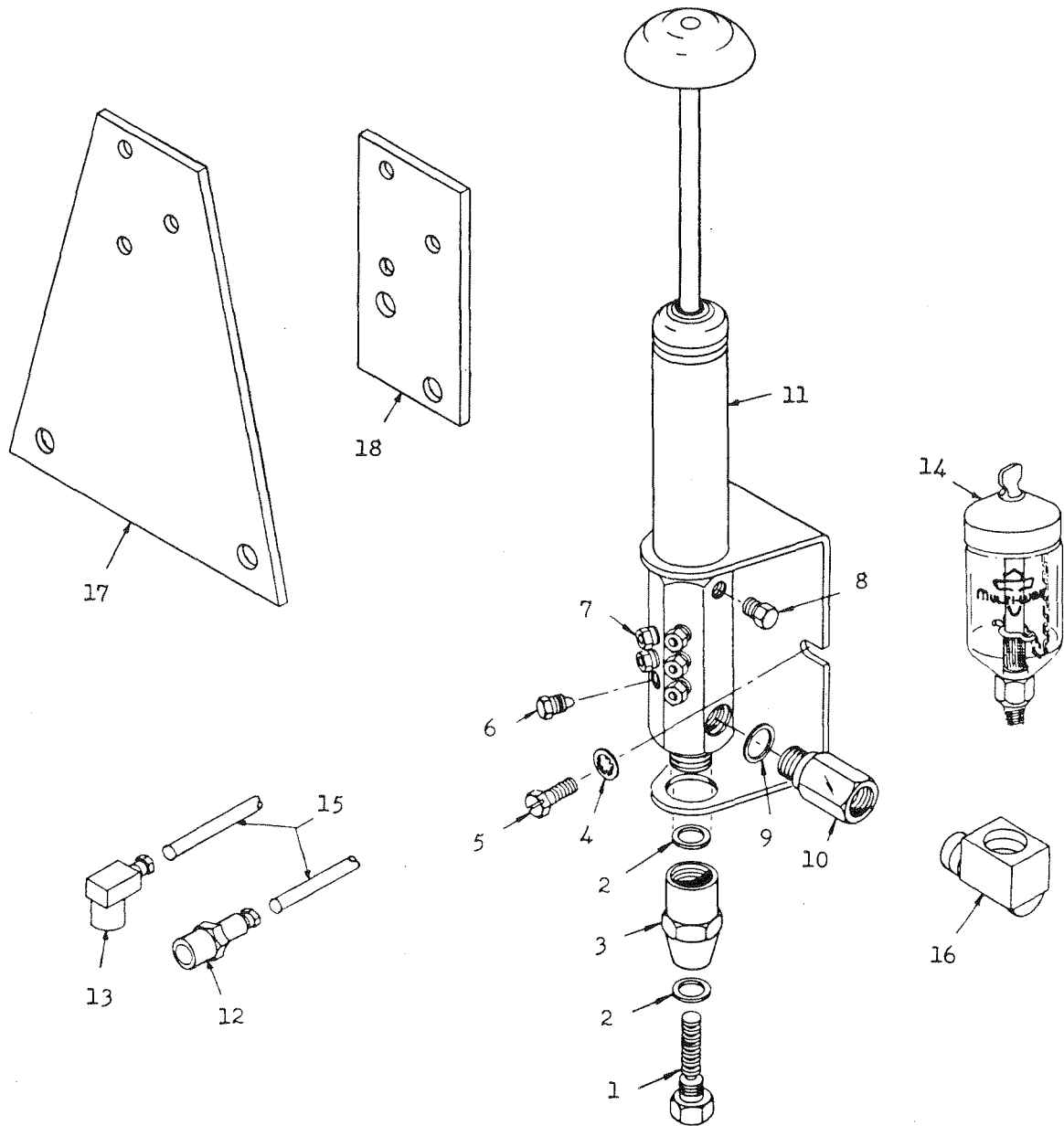
AUTOMATIC LUBER
(Uses SAE 30 Motor Oil)

REF. NO.	PART NO.	DESCRIPTION	REF. NO.	PART NO.	DESCRIPTION
1	F8196	Luber tank & bracket	22		1/2" x 1/4" reducer bushing
2	F8197	Tank cover	23	F8210	Luber tank and pump assembly
3		5/16" x 1" N.C. cap screw	24	F8282	Luber manifold bracket
4	F6268	Filler cap	25	F8283	Manifold block, 4 used
5	F6267	Screen for tank filler	26		1/8" NPT close nipple, 3 used
6	F8198	Gasket, cover to tank	27	FT171	1/8" street elbow, 1 used, 3400 x 2 WH
7	F8209	3/8" x 1/4" male elbow, 269P	28	F8284	Valve, 21 used, 381726-3
8	F8199	Site guage	29	F8285	Sleeve, 21 used, K328302-2
9	F8199	3/8" plastic tube	30	F8286	Nut, 21 used, K328301-2
10	F8200	Pump, Webster	31	F8287	Straight fitting, 6 used, 66714 Lincoln
11	F8201	Sprocket, 41B15 x 9/16"	32	F8306	Sleeve only, 66260 Lincoln
12	F8228	1/4" x 3/4" roll pin		F8306	Sleeve only, 66260 Lincoln
13	F8202	Sprocket, 41A40 x 1-3/8"			90 degree fitting, 15 used, 66716 Lincoln
14	F8376	Chain shield			
15	F8204	Chain, 93 pitch, RC 41			
16	F8205	Chain shield bracket	33		10-32 x 1" round head machine screw
17	F8206	Pump bracket	34	F7400	1/8" nylon tubing
18	F8207	Filter, 382050B1	35	F8289	1/4" nylon tube, 28"
	F8208	Filter element	36	F8290	Nylon tie strap, 6 per head
19		3/8" x 1/8" reducer bushing	37	F8291	Cover for 1/8" tubing, SLV105-5
20		5/16" x 3/4" N.C. cap screw, 2 used	38	F8292	Cover for 1/4" tubing, SLV105-1
21	F1441	90 degree elbow, 889L			
	F8312	Sleeve for F1441		F8211	Automatic luber complete for twine knotters, 3 tie



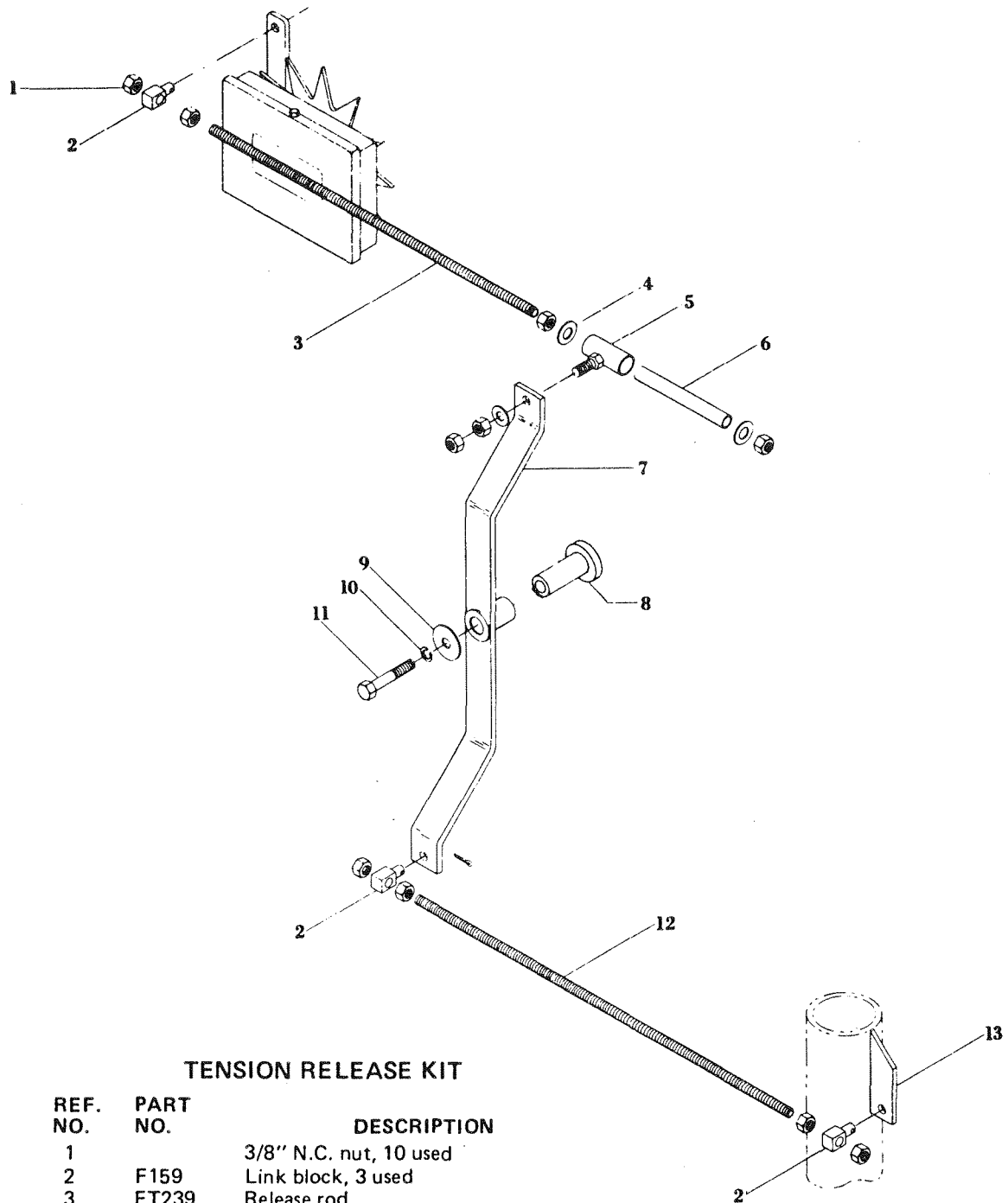
HAY SAVER WHEEL ASSEMBLY F 1893

REF. NO.	PART NO.	DESCRIPTION
1	F1894	Bracket and arm assembly
2	F1895	Arm w/bolt
3	F1896	Adjusting bolt, 5/8 x 3 1/2
4	F1897	Pivot pin
5	F1898	Bracket only
6	F1899	Spacer
7		1/2" x 3" N.F. cap screw
8	F1900	Clamp assembly
9	F1901	U-bolt
10	F1902	Saddle
11	F1903	Rotary clamp plate
12	F1904	Wheel axle arm and disc assembly & ring
13		1" flat washer
14	F1905	Wheel axle arm
15	F1906	Backup ring
16	F1907	Ring, 24 finger
17	F1908	Seal, 12124 CR
18	F1909	Bearing cone, L44643
19	F1654	Bearing cup, L44610
20	F1911	Wheel disc only
21		1" NF slotted jam nut
22	F1912	Hub cap, 34214 motor wheel
23		5/16" x 1 1/2" carriage bolt
24	F1913	Wheel disc complete w/steel backup ring
25	F1914	Bracket w/pin and spacer



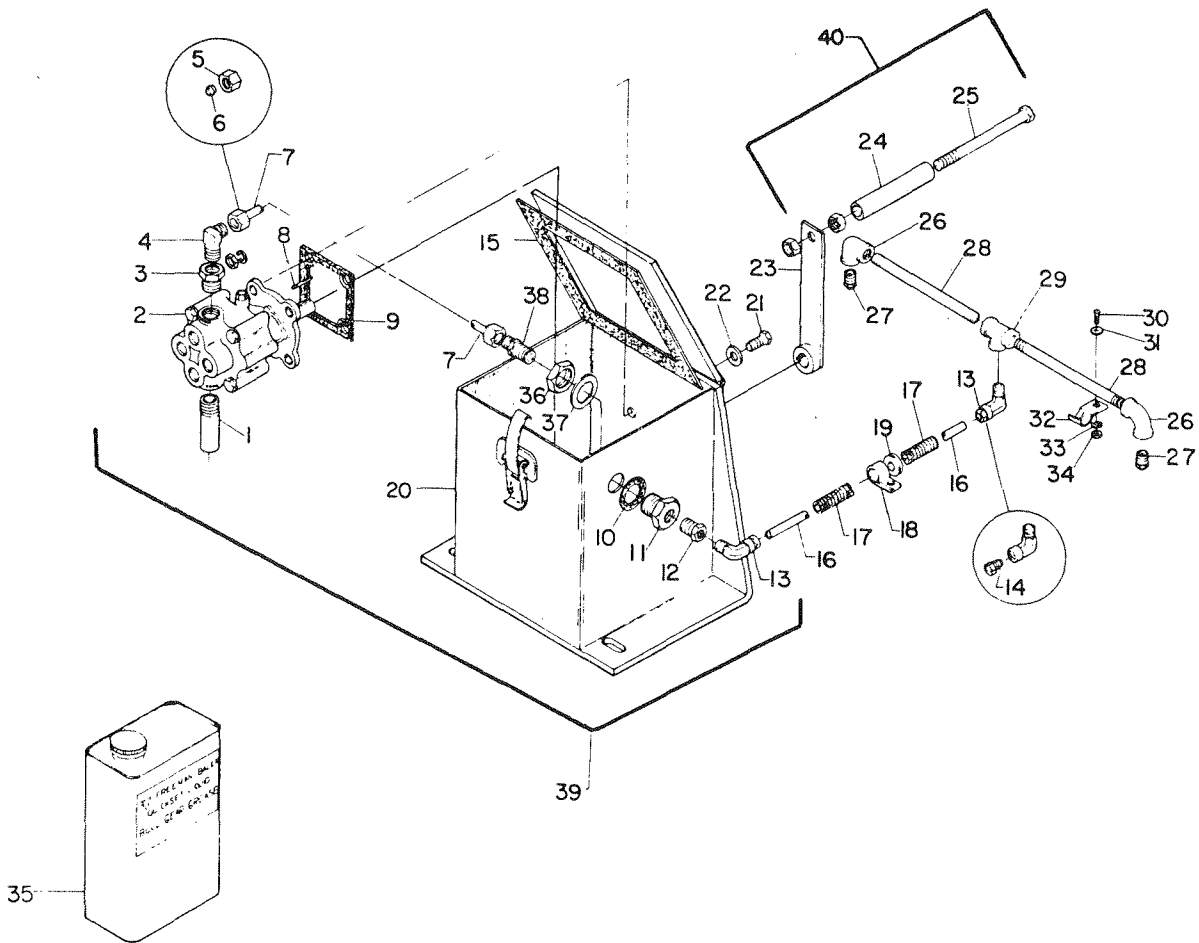
MULTI-LUBER CENTRALIZED LUBRICATION SYSTEM
(Uses SAE 140 Gear Oil)

REF. NO.	PART NO.	DESCRIPTION	REF. NO.	PART NO.	DESCRIPTION
1	F1760	Stop plug for Multi-luber	13	F1772	Coupler, 90° snap on for Multi-luber
2	F1761	Gasket for Multi-luber	14	F1773	Lubricant reservoir for Multi-luber
3	F1762	Cap for Multi-luber	15	F1770	Tubing, 1/8" L.P. Nylon, 60 ft. used
4	F1763	Lock washer for Multi-luber	16	F1782	Street elbow, 1/4"
5	F1764	Hex screw for Multi-luber	17	F1783	Mounting bracket for Multi-luber, twine
6	F1765	Plug for Multi-luber	18	F1784	Mounting bracket for Multi-luber, wire
7	F1766	Compression nut for Multi-luber		F1855	Multi-luber complete w/reservoir, 2 twine
8	F1767	Plug for Multi-luber		F1856	Multi-luber complete w/reservoir, 3 twine
9	F1768	Gasket for Multi-luber		F1857	Multi-luber complete w/reservoir, 2 wire
10	F1769	Adapter for Multi-luber		F1858	Multi-luber complete w/reservoir, 3 wire
11	F1774	Injector pump for Multi-luber, Ref. 1 - 10			
12	F1771	Coupler, straight snap on for Multi-luber			



TENSION RELEASE KIT

REF. NO.	PART NO.	DESCRIPTION
1		3/8" N.C. nut, 10 used
2	F159	Link block, 3 used
3	FT239	Release rod
4		3/8" flat washer, 3 used
5	FT244	Release rod guide
6	FT243	Release rod sleeve
7	FT240	Tension release lever with bushing and seals
8	F7585	Sleeve
9		Washer
10		3/8" lock washer
11		3/8" x 2 3/4" N.C. cap screw
12	FT241	Operating rod
13	FT242	Operating lever
	FT247	Tension release kit complete



BULL GEAR LUBER ASSEMBLY, LUB 7032

REF. NO.	PART NO.	DESCRIPTION	REF. NO.	PART NO.	DESCRIPTION
1	PPE3752500	Pipe, 3/8" x 2 1/2"	21	SCC202	5/16" x 1" N.C. cap screw, 4 used
2	FT547	Pump, 22YB-012-2R Webster	22	FT538	5/16" Copper washer
3	FT103	3/8" x 1/4" Reducer pipe bushing	23	CRA7443	Crank arm
4	F8227	1/4" - 90° male elbow, 69 x 4 x 4	24	CRA7459	Crank arm handle tube
5	HYD61020	Nut, 61 x 4	25	SCC315	Crank arm bolt, 3/8" x 4 1/2"
6	HYD60020	Sleeve, 60 x 4	26	FT171	1/8 street elbow, 3400 x 2
7	FT551	1/4" hydraulic tube, 3" long	27	LUB323060	1/8" pressure valves, 2 used
8	ZZ403	Key, 1/8" x 1/8" x 1"	28	PPE1250500	1/8" x 5" pipe nipple, 3 tie 1/8" x 3" pipe nipple, 2 tie
9	FT548	Pump flange gasket	29	PPE40125	1/8" pipe tee
10	FT553	3/4" x 1" x 1/16" fiber washer, 5600-64-62 Seal Strom	30	SMR1032050	10-32 x 1/2" RH machine screw, 2 used
11	FT549	Bulkhead fitting, W21204 WH	31	WCT100	10-32 flat washer, 2 used
12	PPE250125	1/4" x 1/8" reducer pipe bushing	32	F7723	Jiffy clamp, No. 125, 2 used
13	F1441	1/4" x 1/8" - 90° elbow, 889L Imp.	33	WLK1000	10-32 Lock washer, 2 used
14	F8312	Sleeve	34	NFH10320	10-32 nut, 2 used
15	FT559	Tank cover gasket	35	F7626	Quickset gear lubricant, 1 gal.
16	NYL250	1/4" nylon tubing, 38" long	36	FT552	3/4" bulkhead nut, W21204
17	SLV1051	5/16" protective cover, 30" long	37	WIS7500	3/4" internal star lock washer
18	F5264	Hanger clamp, No. 4	38	F8221	1/4" male connector, 68 x 44
19	F7735	Rubber Grommet	39	LUB7600	Bull gear power luber tank and pump assembly
20	LUB6789	Tank assembly	40	CRA7859	Crank assembly

