



## Suggested Spares Guide



### 370 Engine Bullgear Side Feed Baler 14", 15", 16" x 22" and 14 x 21" Chambers

89-116

A Product of

**Allied Systems**  
COMPANY

Sherwood, Oregon USA

Rev: 10/2024

## How to Use This Guide

- 1 Section.** Spare parts are listed by when they need replacing and separated into major sections of the baler.  
**Annual.** These items are needed for maintenance every year (100,000 bales).  
**Major Overhaul.** These items are needed for major overhaul every three years. Be sure to order the annual parts as well.  
**Replace as Required.** These items need to be checked for for wear and replaced as necessary.
- 2 Dots in the description.** Items with one dot before the description are part of the item or assembly above it with no dot. Items with two dots are part of the item or assembly above it with one dot. In the parts table example below, the ".Bushing, Shear Hub" is part of in the "Shear Hub, Flywheel w/Bushing."
- 3 Yellow items.** Rows marked in yellow are for 16" chamber balers.
- 4 Green items.** Rows marked in green are for 15" chamber balers.
- 5 Blue items.** Rows marked in blue are for 14" chamber balers.
- 6 Qty On Baler column.** A star (\*) with the number in this column means the part is used in more than one place. Quantity shown is for the listed location only.  
 Quantities listed for parts with dots show how many are included in the parent item.  
 Switch Assembly            4 (number of assemblies on the baler)  
   . Rubber Boot Seal    1 (number of seals in the assembly)
- 7 Order Qty column.** Enter the quantity you wish to order.

**Always include your baler serial number when ordering parts.**

Part Number	Description	Qty On Baler	Order Qty
<b>1</b> Section 2 - Frame and Tension System (Hay Dogs, Chamber, Hub/Spindles)			
F000000188	Spring, Hay Dog	8	
HUB0007157	Shear Hub, Flywheel w/Bushing	1	
F000001132	.Bushing, Shear Hub	1	
906624	Kit, Chamber Liner w/Hardware, 16" 370/380	1	
F000000837	Hay Dog, Bottom (16")	4	
F000001629	Bolt & Nut, Stationary Knife (16")	4	
906626	Kit, Chamber Liner w/Hardware, 15" 370/380	1	
F000007744	Stationary Knife (14")	1	
F000001629	Bolt & Nut, Stationary Knife (14")	3	

**Parts Table Example**

Part Number	Description	Qty On Baler	Order Qty
-------------	-------------	--------------	-----------

**Annual Maintenance**

Order these parts for maintenance every year or 500 hours, whichever comes first.

Section 2 - Frame and Tension System (Hay Dogs, Chamber, Hub/Spindles)			
F000000188	Spring, Hay Dog	8	
F000000220	Pin, Hay Dog	8	
F000001589	Kit, Hay Dog Pads W/Screws	8	
F000007911	Hay Dog, Top (16", 15", 14")	4	
F000008105	Bottom Twine Guide Pipe	1	
F000007439	Knife Guide, Under Feed Opening	1	
906624	Kit, Chamber Liner W/Hardware, 16" 370/380, Non-Gearbox	1	
F000000837	Hay Dog, Bottom (16")	4	
F000001609	Stationary Knife (16")	1	
F000001629	Bolt & Nut, Stationary Knife (16")	4	
906626	Kit, Chamber Liner W/Hardware, 15" 370/380, Non-Gearbox	1	
DOG0018520	Hay Dog, Bottom (15")	4	
KNF0018468	Stationary Knife (15")	1	
F000001629	Bolt & Nut, Stationary Knife (15")	4	
DPT0034314	Adapter, Knife Guide (15")	1	
906628	Kit, Chamber Liner W/Hardware, 14" 370/380, Non-Gearbox	1	
906717	Hay Dog, Bottom (14")	4	
F000007744	Stationary Knife (14")	1	
F000001629	Bolt & Nut, Stationary Knife (14")	3	
903368	Adapter, Knife Guide (14")	1	
CBL1743324	Cable, Tension	1	
FT00000280	Tension Bypass Valve Assy, Complete	1	
FT00000530	Filler Breather, Tension Tank	1	
FT00000546	Oil Filter, Tension Control	1	
FT00000547	Pump, Control, Tension Tank	1	
FT00000555	Sprocket, Drive, Tension Tank	1	
FT00000556	Chain, Drive, Control, Tension Tank	1	
FR00000221	Hose Assembly, Tension Bypass Valve to Cylinder	1	
FT00000225	Hose Assy, Tension, Supply	1	
FT00000191	Hose Assy, Tension, Return	1	
HOS0027946	Hose Assy, Tension, Gauge	1	
909083	Gauge, Tension Control	1	
FT00000276	Tension Ram	1 to 4	
RNG0002342	. O-Ring, Tension Cylinder, Head and Piston	2/Ram	
Y076800-342	. Backup Ring, Tension Cylinder, Piston	1/Ram	
2305351W	. O-Ring, Tension Cylinder, Piston Rod	1/Ram	

## Annual Maintenance

Part Number	Description	Qty On Baler	Order Qty
-------------	-------------	--------------	-----------

Section 5 - Drive System (Flywheel, Pinion, Bullgear, Con Rod, Plunger, Stop Dog)			
BSH0007127MP2	Flywheel Bushing (set of 2)	1	
SCC0000516	Shear Bolt & Nut Kit, Flywheel	1	
F000001614	Shear Bushing, Flywheel (Flanged)	1	
HUB0007157	Shear Hub, Flywheel W/Bushing	1	
F000001132	. Bushing, Shear Hub	1	
ZZ00002008	Collar, Flywheel Shaft	1	
906113	Bullgear Pinion Shaft Pillow Block Bearing. <i>Last used on baler with S/N 3xxxx-891</i>	2	
908348	Bullgear Pinion Shaft Pillow Block Bearing. <i>Used on balers with S/N's greater than 3xxxx-891</i>	2	
GER0007128	Gear, Pinion	2	
F000007035	Seal, Side Plate Assy, Bullgear	4	
F000007033	Bearing Cone, Side Plate Assy, Bullgear	4	
204631	Bearing Cup, Side Plate Assy, Bullgear	4	
F000007036	Race, Seal, Side Plate Assy, Bullgear	2	
F000007037	Nut, Adjusting, Side Plate Assy, Bullgear	2	
F000007488	Key, Pinion Shaft, Bullgear	2	
F000007626	Grease, Bullgear, 1 Gal.	A/R	
LUB0323060	Fitting, Pressure Valve, Bullgear Luber	2	
F000001134	Pin, Connecting Rod To Bullgear	1	
F000008100	Bearing, Connecting Rod To Bullgear	2	
ZZ00000204	Bushing, Connecting Rod To Bullgear	A/R	
221706	Bushing, Connecting Rod To Bullgear	A/R	
F000008229	Bearing Housing, Connecting Rod To Bullgear	1	
PIN0008670	Pin, Connecting Rod To Bearing Housing	1	
F000008078	Bushing, Connecting Rod To Bearing Housing	1	
F000008077	Race, Inner, Connecting Rod To Bearing Housing	2	
F000007914	Pin, Connecting Rod To Plunger	1	
R1574466	Bearing, Connecting Rod - Plunger	1	
F000007917	Snap Ring, Connecting Rod - Plunger	2	
ZZ00000200	Bushing, Connecting Rod - Plunger	A/R	
ZZ00000202	Bushing, Connecting Rod - Plunger	A/R	
ZZ00000203	Bushing, Connecting Rod - Plunger	A/R	
KNF0011157	Plunger Knife (16")	1	
KNF1115715	Plunger Knife (15")	1	
KNF0021901	Plunger Knife (14")	1	
F000000227	Plunger Knife Bolt	3	
F000008056	Plunger Face Adjusting Pad, RH	1	
F000008057	Plunger Face Adjusting Pad, Ctr	2	
F000008058	Plunger Face Adjusting Pad, LH (Wiper) (16")	1	
PLG0018049	Plunger Face Adjusting Pad, LH (Wiper) (15")	1	
F008058-14	Plunger Face Adjusting Pad, LH (Wiper) (14")	1	
F000000775	Plunger Roller, Bottom	4	

\* Indicates that the part is used in multiple locations. Quantity shown is for the listed location only.

Part Number	Description	Qty On Baler	Order Qty
<b>Section 8 - Knotter (Conventional)</b>			
902535	Knotter Top Plate	1	
F000007891	Twine Tension Assy	3	
F000007890	. Top Plate, Twine Tensioner	1	
F000007449	Brake Plate & Lining, Inside, Knotter	1	
F000007450	Brake Plate & Lining, Outer, Knotter	1	
F000007453	Spring, Brake Plate, Knotter	2	
F000007454	Kit, Brake Lining (2) W/Rivets (6)	1	
F000007559	Spring, Saddle Lever, Knotter Brake	1	
F000007585	Sleeve, Saddle Lever Anchor, Knotter	1	
F000007586	Bushing, Saddle Lever Anchor, Knotter	1	
F000007587	Seal, Saddle Lever Assy, Knotter	2	
F000004089	Grease Fitting, Saddle Lever Roller	1	
CLH0020799	Clutch Pawl, Knotter	1	
F000004115	Spring, Knotter Clutch Pawl	1	
PIN0020739	Pin, Clutch Pawl	1	
F000004134	Bearing, Knotter Clutch Disk	1	
F000004135	Inner Race, Knotter Clutch Disk	1	
F000004136	Large Washer, Clutch Housing-to-Disk	1	
F000007063	Bearing, Knotter Shaft	2*	
F000007397	Sprocket, Idler, Knotter Drive	4	
F000008084	Rod, Chain Tightener, Knotter Drive	1	
F000001517	Twine Finger Shaft Spring	1*	
F000008144	Twine Finger Bushing Nut	3	
ROD0020044	Twine Finger Drive Rod	3	
F000000159	Twine Finger Drive Rod End Block	3	
221708W	Twine Finger Drive Rod Jam Nut	3	
F00008335	Twine Finger	3	
F000008095	Kit, Bearing/Flanges, Twine Finger Drive Shaft	2	
KNT006006A	Knotter Head Assy, Conventional (Includes Shaded Items below)	3	
<i>900182</i>	<i>. Kit, One Knotter Rebuild</i>	<i>Qty In Kit</i>	
<i>F000008050</i>	<i>.. Arm, Knife, Complete</i>	<i>1</i>	
<i>F000008274</i>	<i>... Roller, Knife Arm</i>	<i>1</i>	
<i>F000008280</i>	<i>... Washer, Roller, Knife Arm</i>	<i>2*</i>	
<i>F000008049</i>	<i>... Knife, Twine</i>	<i>1</i>	
<i>F000007860</i>	<i>.. Washer, Knife Arm, Knotter</i>	<i>1</i>	
<i>F000008051</i>	<i>.. Cam, Knotter Hook</i>	<i>1</i>	
<i>F000007868</i>	<i>.. Twine Holder</i>	<i>1</i>	

\* Indicates that the part is used in multiple locations. Quantity shown is for the listed location only.



## Major Overhaul Maintenance

Part Number	Description	Qty On Baler	Order Qty
-------------	-------------	--------------	-----------

### Major Overhaul Maintenance

Order these parts for maintenance every three years or 1500 hours, whichever comes first.

Section 2 - Frame and Tension System (Hay Dogs, Chamber, Hub/Spindles)			
RNG0002342	O-Ring, Tension Cylinder, Head and Piston	2/Ram	
Y076800-342	Backup Ring, Tension Cylinder, Piston	1/Ram	
2305351W	O-Ring, Tension Cylinder, Piston Rod	1/Ram	

Section 4 - Power Unit (Engine)			
909741	Filter, Engine Oil	1	
259609	Cartridge, Oil Filter	1	

Section 5 - Drive System (Flywheel, Pinion, Bullgear, Con Rod, Plunger, Stop Dog)			
F000007033	Bearing Cone, Side Plate Assembly	4	
204631	Bearing Cup, Side Plate Assembly	4	
HUB0007157	Shear Hub Assembly	1	
BRG0001636	Plunger Roller, Top	1	
F000000986	Roller Wiper	2	
F000000774	Roller Wiper	2	

Section 6 - Pickup (Pickup, Drive Chain Assembly)			
BRG0067000	Bearing, Pickup Auger	2	
F000008011	Bearing Cup, Pickup Auger	2	
F000008102	Kit, Bearing/Flanges, Pickup Real Shaft	2	

Section 7 - Feeder and Feed Fork (Feed Arm, Fork, House)			
PIN24065-1	Kit, Feed Arm Pin (Pin, Bearing, Nuts)	1	
F000007970	Strap, Inside, Rear Feed Fork Tines	3	
F000007971	Strap, Outside, Rear Feed Fork Tines	3	

Part Number	Description	Qty On Baler	Order Qty
-------------	-------------	--------------	-----------

**Section 8 - Knotter (Conventional)**

KNT006006A	Knotter Head Assembly, Conventional (includes shaded items below)	3	
RS206377212	. Kit, Knife Arm Pin, Washers, Nut	3	
F000007976	. Snap Ring, Knife Arm Shaft, Knotter	1	
F000008068	. Spacer, Bill Hook Pinion 0.020"	A/R	
F000008069	. Spacer, Bill Hook Pinion 0.035"	A/R	
F000007948	. Screw, Adjusting Hook Cam	2	
F000007453	Spring, Brake Plate, Knotter	2	
F000007454	Kit, Brake Lining (2) w/Rivets (6)	1	
F000007559	Spring, Saddle Lever, Knotter Brake	1	
CLH0020799	Clutch Pawl, Knotter	1	
PIN0020739	Pin, Clutch Pawl	1	
F000008095	Kit, Bearing/Flanges, Twine Finger Drive Shaft	2	
GER0006068	Gear, Modular Cam, Knotter	3	
F000001687	Bar, Trip Meter	1	

**Section 9 - Needle Yoke and Needles**

F000001611	Needle	3	
903702	Bearing Assembly, Needle Yoke	2	
256736	. Bearing, Needle Yoke	1	
226272	Bushing, Needle Yoke	2	

## Replace As Required

Part Number	Description	Qty On Baler	Order Qty
-------------	-------------	--------------	-----------

### Replace As Required

Check the baler regularly and order these parts for maintenance as required.

Replace As Required Section 1 - Front End			
HTH0021097	Hitch	1	
HTH0031000	Hitch Ball w/Nut & Washer	1	
F000000440	Ferrule, Drawbar Latch Lever	1	

Replace As Required Section 2 - Frame and Tension System (Hay Dogs, Chamber, Hub/Spindles)			
CBL1743324	Cable, Tension	1	
FT00000530	Filler Breather, Tension Tank	1	
FT00000547	Pump, Control, Tension Tank	1	
HOS0027946	Hose Assembly, Tension, Gauge	1	
FT00000280	Tension Bypass Valve Assembly, Complete	1	
GAG0000001	Gauge, Tension Control	1	
FT00000276	Tension Ram	1 to 4	
F000007911	Hay Dog, Top (16", 15", 14")	4	
F000008003	Hub/Spindle Assembly, Hwy/8-Ply Float	2	
F000008002	Hub Assembly	2	
F000007995	Retainer, Grease	2	
F000008000	Hub Cap	2	
F000001609	Stationary Knife (16")*	1	
F000001629	Bolt & Nut, Stationary Knife (16")	4	
KNF0018468	Stationary Knife (15")*	1	
F000001629	Bolt & Nut, Stationary Knife (15")	4	
DPT0034314	Adapter, Knife Guide (15")	1	
F000007744	Stationary Knife (14")*	1	
F000001629	Bolt & Nut, Stationary Knife (14")	3	
903368	Adapter, Knife Guide (14")	1	
FT00000546	Oil Filter, Tension Control	1	

\* Knives may be resharpened every 100,000 bales, with a 300,000 bale life span.



Part Number	Description	Qty On Baler	Order Qty
<b>Replace As Required Section 5 - Drive System (Flywheel, Pinion, Bullgear, Con Rod, Plunger, Stop Dog)</b>			
ZZ00002008	Collar, Flywheel Shaft	1	
F000008229	Bearing Housing	1	
F000008100	Bearing	2	
F000001134	Pin, Connecting Rod To Bullgear	1	
F000007035	Seal, Side Plate Assembly	4	
F000007036	Race, Seal, Side Plate Assembly	2	
F000007037	Nut, Adjusting, Side Plate Assembly	2	
F000007488	Key, Pinion Shaft	2	
F000007914	Pin, Connecting Rod To Plunger	1	
R1574466	Bearing, Connecting Rod - Plunger	1	
F000007917	Snap Ring, Connecting Rod - Plunger	2	
ZZ00000200	Bushing, Connecting Rod - Plunger	A/R	
ZZ00000202	Bushing, Connecting Rod - Plunger	A/R	
ZZ00000203	Bushing, Connecting Rod - Plunger	A/R	
F000001537	Plunger Slide	4	
KNF0011157	Plunger Knife (16")*	1	
KNF1115715	Plunger Knife (15")*	1	
KNF0021901	Plunger Knife (14")*	1	
F000001441	Lube Fitting, Elbow w/Sleeve	8	
F000007547	Stop Dog, Plunger (16" & 14")	1	
DOG0018185	Stop Dog, Plunger (15")	1	

\* Knives may be resharpened every 100,000 bales, with a 300,000 bale life span.

## Replace As Required

Part Number	Description	Qty On Baler	Order Qty
<b>Replace As Required Section 6 - Pickup (Pickup, Drive Chain Assembly)</b>			
BRG0000202	Pickup Driveshaft Bearing, Outer	1	
F000007063	Pickup Driveshaft Bearing, Inner	1*	
BRG0020016	Pickup Clutch Bushing	1	
F000001791	Pin, Clutch, Pickup Drive Chain	2	
F000001790	Spring, Clutch Pin, Pickup Drive Chain	2	
F000001793	Friction Disk, F/PTO to Clutch, Pickup Drive Chain	2	
SHF0021219	Shaft, Pickup Drive Chain Assembly	1	
ZZ00000228	Bushing, Pickup Drive Chain Assembly, Spk - Bearing	1	
CAM0033355	Pickup Tooth Bar Cam Lever Assembly	6	
LEV0033355	. Cam Lever	1	
F000000101	Pickup Tooth Guide Pipe	60	
NFX0000313	Nut, Flex Loc, Pickup Tooth Attaching	96	
PCY0033352	Spacer, Pickup Tooth	78	
SHF0033356	Pivot Shaft, Pickup Tooth Bar	6	
STR0033500	Stripper, Outer, Pickup	1	
STR0033501	Stripper, Inner, Pickup	1	
STR0033502	Stripper, Center, Pickup	25	
F000000440	Ferrule, Lift Spring Plate, Pickup Assembly	1	
CHN0040125	Drive Chain, Pickup Auger	1	
F000004073	Master Link, Pickup Auger Drive Chain	3	
F000008102	Kit, Bearing/Flanges, Pickup Real Shaft	2	
F000008339	Kit, U-Joint Repair, Pickup Driveline	2	
SPK0002318	Sprocket, Idler, Pickup Auger	40	
SPK0040030	Sprocket, Driven, Pickup Auger	1	
SPK0040045	Sprocket, Drive, Pickup Auger	1	
CHN0040125	Drive Chain, Pickup Auger	1	
F000004073	Master Link, Pickup Auger Drive Chain	3	
F000008339	Kit, U-Joint Repair, Pickup Driveline	2	

\* Indicates that the part is used in multiple locations. Quantity shown is for the listed location only.

Part Number	Description	Qty On Baler	Order Qty
<b>Replace As Required Section 7 - Feeder and Feed Fork (Feed Arm, Fork, House)</b>			
F00000281	Spring, Feed House Latch	1	
F000001563	Catch, Torque Shaft	1	
F000007276	Ferrule, Feeder House Latch	1	
F000008231	Feed Fork Frame	1	
F000007529	Pivot Shaft Arm	1	
F000008126	Shaft, Pivot Feed Arm	1	
F000008129	Cap, Bearing Housing, Pivot Shaft, Feed Arm	1	
F000008187	Washer, Feed Arm Height	AR	
F000008334	Washer, Feed Arm Pivot Shaft	AR	
F000008262	Sleeve, Spring Arm	1	
PIN24065-1	Kit, Feed Arm Pin (Pin, Bearing, Nuts)	1	
903598	Kit, Latch Roller Assembly	1	
F000007604	Hook, Feed Arm Latch	1	
F000007606	Trip Arm	1	
F000007145	Wear Plate, Feed House-Chamber (16")	1	
PLT0028360	Wear Plate, Feed House-Chamber (15")	1	
903374	Wear Plate, Feed House-Chamber (14")	1	
F000007967	Tine, Inside Trailing	1	
F000007968	Tine, Center Trailing	1	
F000007969	Tine, Outside Trailing	1	
F000001189	Tine, Middle	1	
F000001603	Tine, Leading	2	
F000008130	Retaining Ring, Bearing Housing, Pivot Shaft, Feed Arm	1	
F000008131	Nut, Bearing Housing, Pivot Shaft, Feed Arm	2	
F000008132	Lock Washer, Bearing Housing, Pivot Shaft, Feed Arm	1	
F000008133	Bearing Cup, Bearing Housing, Pivot Shaft, Feed Arm	1	
F000008134	Bearing Cone, Bearing Housing, Pivot Shaft, Feed Arm	2	
F000008135	Seal, Oil, Bearing Housing, Pivot Shaft, Feed Arm	1	
F000008136	Dust Cap, Bearing Housing, Pivot Shaft, Feed Arm	1	
F000008264	Bumper, Rubber, Feed Arm Stop	1	
903598	Kit, Latch Roller Assembly	1	
F000008139	Sleeve, Pivot Shaft, Feed Arm	1	
F000008141MP2	Bushing, Pair, Feed Arm	1 PR	

\* Indicates that the part is used in multiple locations. Quantity shown is for the listed location only.

## Replace As Required

Part Number	Description	Qty On Baler	Order Qty
<b>Replace As Required Section 8 - Knotter (Conventional)</b>			
KNT006006A	Knotter Head Assembly, Conventional (includes shaded items below)	3	
RS206377212	. Kit, Knife Arm Pin, Washers, Nut	3	
F000007976	. Snap Ring, Knife Arm Shaft, Knotter	1	
RS00006035	. Bill Hook (Option, Larger = > 280 Twine)	1	
RS00006036	. Trigger, Bill Hook	1	
RS5187344	. Roll Pin, Bill Hook	1	
F000008068	. Spacer, Bill Hook Pinion 0.020"	A/R	
F000008069	. Spacer, Bill Hook Pinion 0.035"	A/R	
900249	. Knotter Clutch Disk	1	
900182	. Kit, One Knotter Rebuild	Qty In Kit	
F000008050	.. Arm, Knife, Complete	1	
F000008274	... Roller, Knife Arm	1	
F000008280	... Washer, Roller, Knife Arm	2*	
F000008049	... Knife, Twine	1	
F000007860	.. Washer, Knife Arm, Knotter	1	
F000008051	.. Cam, Knotter Hook	1	
F000007868	.. Twine Holder	1	
F000008052	.. Spring, Twine Holder	3	
F000007876	.. Shaft, w/Worm Gear	1	
F000007871	.. Pinion, Twine Holder	1	
GER0007873	.. Pinion Gear, Worm Shaft, Knotter	1	
RS00006015	.. Bill Hook (Standard < 280 Twine)	1	
RS00003786	.. Trigger, Bill Hook	1	
RS00001514	.. Roll Pin, Bill Hook	1	
253270	.. Pinion, Bill Hook	1	
RS00006002	.. Bushing, Bill Hook	1	
253271	.. Spiral Pin, Bill Hook Gear	1	
RS00006003	.. Bushing, Twine Disk	1	
RS00006085	.. Retainer, Twine Disk	1	
RS00602201	.. Bushing, Knife Arm	1	
F000001680	. Washer, Knotter Worm Shaft	1*	
RS05227344	. Pin, Spiral, Worm Pinion & Twine Disk Pinion	2	
F000007870	. Cleaner, Twine Disc	2	
F000008199	Sight Tube, Knotter Lube Tank	2	
FIL0009052	Filter, Knotter Luber	1	
259013	Element & Seal Kit, Knotter Luber	1	
259014	Spring Kit, Knotter Luber	1	
F000007449	Brake Plate & Lining, Inside, Knotter	1	
<b>Replace As Required Section 8 - Knotter (Conventional), continued</b>			
F000007450	Brake Plate & Lining, Outer, Knotter	1	

Part Number	Description	Qty On Baler	Order Qty
F000001441	Lube Fitting, Elbow w/Sleeve (To Manifold)	1	
LUB0083313	Injector, Luber, Knotter, With Compression Nut/Sleeve	18	
LUB0083924	. Compression Nut/Sleeve, Injector, Knotter	18	
F000008287	Lube Fitting, Knotter	6	
F000008288	Lube Fitting, Knotter	12	
F000004160	Bushings, Knotter Shaft (14 GA)	A/R	
F000004161	Bushings, Knotter Shaft (18 GA)	A/R	
256353	Bale Counter	1	
F000000440	Ferrule, Knotter Trip Mount	1	
F000008023	Guide Washer, Friction Disk	2	
F000001531	Meter Wheel	1	
902535	Knotter Top Plate	1	
F000007891	Twine Tension Assembly	3	
F000007890	. Top Plate, Twine Tensioner (14", 15" and 16" chambers)	1	
908723	. Top Plate, Twine Tensioner (14 x 21" chamber)	1	
F000007585	Sleeve, Saddle Lever Anchor, Knotter	1	
F000007586	Bushing, Saddle Lever Anchor, Knotter	1	
F000007587	Seal, Saddle Lever Assembly, Knotter	2	
F000004089	Grease Fitting, Saddle Lever Roller	1	
F000001517	Twine Finger Shaft Spring	1*	
F000008144	Twine Finger Bushing Nut	3	
ROD0020044	Twine Finger Drive Rod	3	
F000000159	Twine Finger Drive Rod End Block	3	
221708W	Twine Finger Drive Rod Jam Nut	3	
F000004136	Large Washer, Clutch Housing-to-Disk	1	
F000007063	Bearing, Knotter Shaft	2*	
F000007397	Sprocket, Idler, Knotter Drive	4	
F000008084	Rod, Chain Tightener, Knotter Drive	1	
F00008335	Twine Finger	3	
LUB0083313	Injector, Luber, Knotter, with Compression Nut/Sleeve	18	
F000008287	Lube Fitting, Knotter	6	
F000008288	Lube Fitting, Knotter	12	
256353	Bale Counter	1	
BRG0001572	Follower Cam, Knotter Trip Bar	1	
F000000278	Spring, Knotter Trip Arm	1	
F000001517	Knotter Trip Spring	1*	
<b>Replace As Required Section 8 - Knotter (Conventional), continued</b>			
F000000440	Ferrule, Knotter Trip Mount	1	
F000001687	Friction Disk	1	
F000008023	Guide Washer, Friction Disk	2	

**Replace As Required**


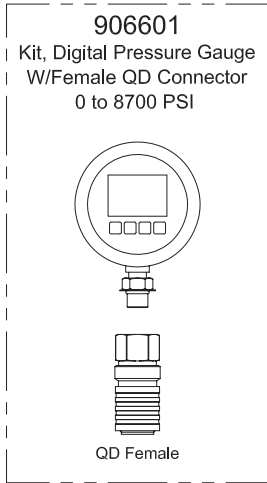
Part Number	Description	Qty On Baler	Order Qty
F000001531	Meter Wheel	1	
KNT0032132	Bar, Trip Meter	1	

<b>Replace As Required Section 9 - Needle Yoke and Needles</b>			
F000007552	Kit, Carriage Bolt & Nut, Needle to Yoke	6	
903207	Needle Yoke	1	
F000001549	Needle Yoke Drive Rod End, RH	2	
F000001550	Needle Yoke Drive Rod End, LH	2	
ZZ00000118	Grease Fitting, Needle Yoke Drive Rod Ends	4	

<b>Section 10 - Hydraulic System</b>			
910433	Gearbox W/Fixed Piston Pump (Replacement Kit)	1	
F000007000	Belt, Drive	1	
F000007659	Chain, Bale Chute	1	
901697	Gasket	1	
PUL0006630	Sheave	1	
258306	Motor, Hydraulic Piston	1	
FIL0023018	Element, Filter	1	
FIL0010003	Cap, Filter	1	
R14337	Strainer, Suction	1	
GAG0064051	Gauge, Sight Level	1	
GAG0000001	Gauge, Tension Control	1	
VLV0075005	Check Valve	1	
VLV0000001	Relief Valve	1	
903477	Valve	1	
BSH1001125	Bushing	1	

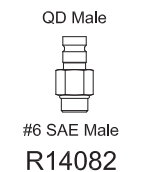
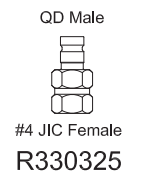
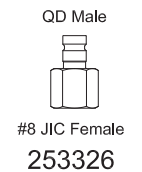

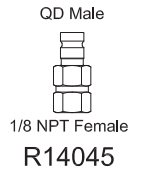
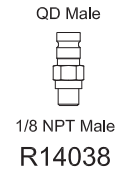
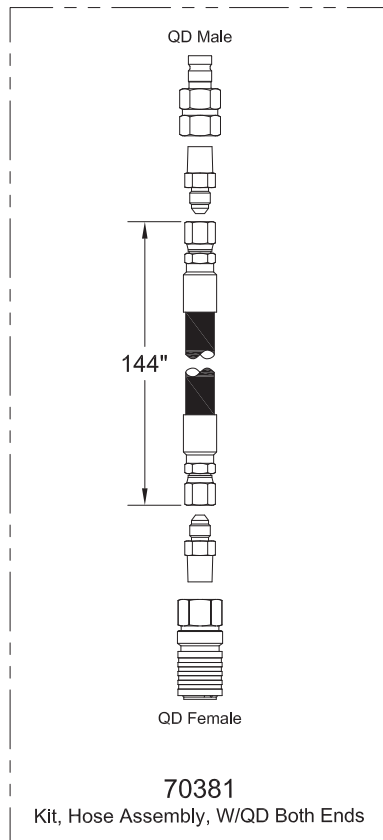
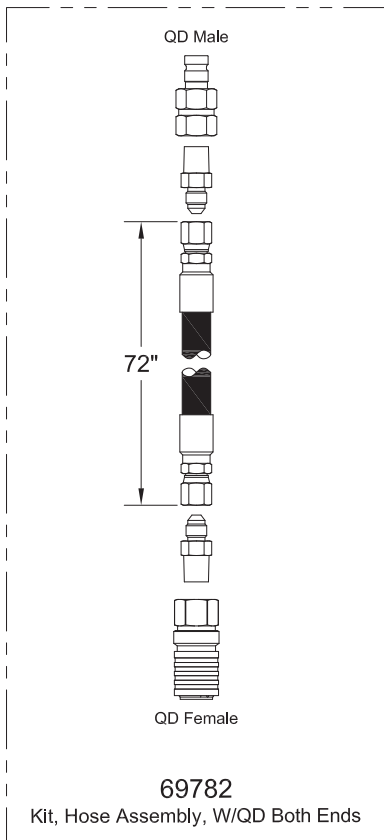


# Diagnostic Tools



69778  
Multi-Meter, 12 Function  
AC/DC Voltage & Current, Resistance,  
Capacitance, Frequency, Type K & IR  
Temperature, Diode/Continuity, Duty Cycle  
Non-Contact InfraRed Thermometer  
CAT III Test Leads  
Type K Bead Wire Temp Probe

Order from Allied Systems  
Service Parts Department  
503-625-2560.



To find a dealer in your area,  
Call: 503-625-2560,  
Fax: 503-625-7269, or

Visit our website: <http://www.alliedsystems.com>

**Allied Systems**  
COMPANY

Printed in USA