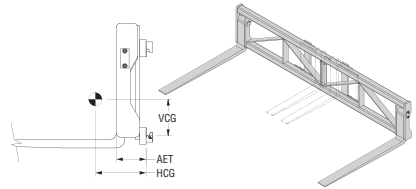


## Fork Frames

- For handling extra-wide loads
- Pin type stabilizer forks fit over existing carriage and forks
- Quick-change mounting
- Different widths available, consult factory



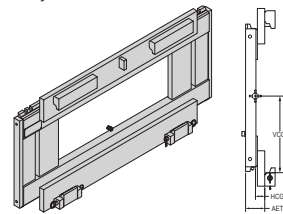
### JK Series Fork Frames

Model Number	Capacity <sup>1</sup> lb @ 24"	Mounting Class	Width (in)	Minimum Truck Carriage Width (in)	Stabilizer Fork Size, T x W x L (in)	Lost Load AET (in)	HCG (in)	VCG (in)	Weight (lb)
JKNA055A120	5,500	II	120	37	1.5 x 5 x 48	5.9	8.5	11.5	760
JKNA055A144			144						835
JKNA100B120	10,000	III	120	37	2.0 x 6 x 48	6.2	9.0	12.5	1,025
JKNA100B144			144						1,090
JKNA150C240	15,000	IV	240	48	2.0 x 7 x 48	8.0	9.5	19.5	2,100

<sup>1</sup> Rated capacity is with truck's forks in place. Please supply truck fork size and maximum fork out-to-out on truck carriage. Replacement forks are available; see pages K-2 through K-5 for standard and specialty forks.

## False Carriages

- Enables quick change of forks with other attachments
- Quick-change lower hooks standard
- Can be used to adapt between ITA classes
- Different widths available; consult factory



### JF Series False Carriages

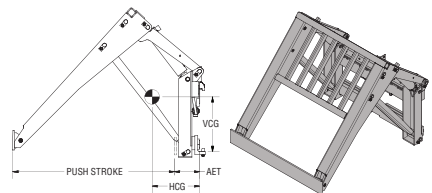
Model Number	Capacity lb @ 24"	Mounting Class	Width (in)	Minimum Truck Carriage Width (in)	Fork Spread (in)	Lost Load AET (in)	HCG (in)	VCG (in)	Weight (lb)
JFNA055A037	5,500	II	37	37	0-37	2.0	1.1	11.0	175
JFNA055A060			60		0-60	2.5	1.3		350
JFNA055A072			72		0-72	2.5	1.4		475
JFNA055A084			84		0-84	2.5	1.5		665
JFNA090B042	9,000	III	42	37	0-42	2.5	1.3	14.0	280
JFNA090B060			60		0-60	3.0	1.8		440
JFNA090B072			72		0-72	3.0	1.8		630
JFNA090B084			84		0-84	3.0	1.8		870
JFNA090B096	15,000	IV	96	48	0-96	3.0	1.8	17.6	930
JFNA150C096			96		0-96	3.3	2.1		1080
JFNA150C120			120		0-120	4.5	2.3		1790

Installation requires removal of truck load backrest.

Replacement forks are available; see pages K-2 through K-5 for standard and specialty forks.

## Push Loaders

- For use in chiseling applications, uses truck's forks
- Quickly pushes load clear of forks
- Serves as a load backrest when fully retracted



### Push Loaders Sideshifting, 2 Functions

Model Number	Capacity lb @ 24"	Mounting Class	Overall Width (in)	Push Stroke (in)	Lost Load AET (in)	HCG (in)	VCG (in)	Weight (lb)
JLSC040A4242	4,000	II	42	42	7.0	3.9	16.0	635
JLSC040A4842			48					655
JLSC060B4842	6,000	III	48	42	7.0	3.0	18.5	750
JLSC060B5342			53					800

For non-sideshifting, deduct \$130 from list price. Prices do not include forks. Use standard ITA forks. Bolt-on lower retainers standard.