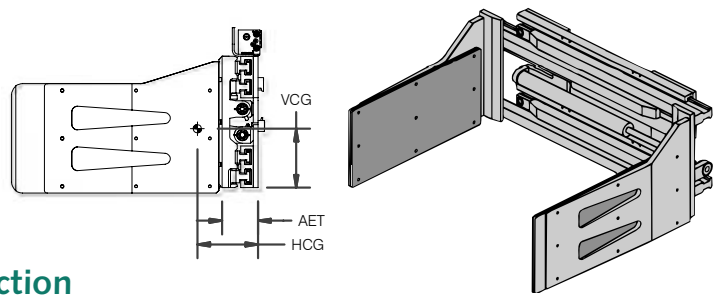


# LCS All-Purpose Clamps

- ▶ Clean, grease-free handling — no lubrication required
- ▶ Rubber covered aluminum contact pads
- ▶ Unsurpassed visibility — low profile and thin-line heel



## Non-Sideshifting All Purpose Clamps, 1 Function

Model Number	Capacity lb @ 24"	Opening Range (in)	Arm Size H x L (in)	Mounting Class	Lost Load AET (in)	HCG (in) <sup>1</sup>	VCG (in)	Weight (lb)
LCS-25NN-A1830	2,500	19.4–66.1	18 x 30	II	5.0	8.0	8.5	898
LCS-25NN-A1836		18.8–65.5	18 x 36			9.8	8.2	981
LCS-25NN-A2430		19.4–66.1	24 x 30			7.8	8.2	922
LCS-25NN-A2436		18.8–65.5	24 x 36			9.5	8.0	1,012
LCS-25NN-A3030		19.4–66.1	30 x 30			7.6	8.0	1,027
LCS-25NN-A3036		18.8–65.5	30 x 36			9.2	7.8	1,041
LCS-25NN-A3630		19.4–66.1	36 x 30			11.0	11.7	1,130
LCS-25NN-A3636		19.4–66.1	36 x 36			13.3	11.9	1,274
LCS-35NN-A1830	3,500	19.4–71.1	18 x 30	II	5.0	7.7	8.5	939
LCS-35NN-A1836		18.8–70.5	18 x 36			9.5	8.3	1,024
LCS-35NN-A1848		18.6–70.4	18 x 48			13.6	8.1	1,237
LCS-35NN-A2430		19.4–71.1	24 x 30			7.5	8.3	964
LCS-35NN-A2436		18.8–70.5	24 x 36			9.2	8.1	1,054
LCS-35NN-A3030		19.4–71.1	30 x 30			7.5	8.1	989
LCS-35NN-A3036		18.8–70.5	30 x 36			9.0	7.8	1,084
LCS-35NN-A3040		18.6–70.4	30 x 40			10.1	7.8	1,195
LCS-35NN-A3630		19.4–71.1	36 x 30			10.7	11.7	1,172
LCS-35NN-A3636		19.4–71.1	36 x 36			12.9	11.9	1,316
LCS-35NN-A4028		19.4–71.1	40 x 28			9.5	11.5	1,126
LCS-35NN-A4040		19.2–71.0	40 x 40			14.8	11.8	1,462
LCS-50NN-A1836	5,000	21.8–76.1	18 x 36	II or III	5.0 / 6.0	9.3 / 10.3	8.3	1,048
LCS-50NN-A1848		21.6–76.0	18 x 48			13.8 / 14.8	8.0	1,287
LCS-50NN-A2430		22.4–76.8	24 x 30			7.4 / 8.4	8.3	988
LCS-50NN-A2436		21.8–76.1	24 x 36			9.1 / 10.1	8.1	1,077
LCS-50NN-A2448		21.6–76.0	24 x 48			13.3 / 14.3	8.7	1,327

## Installation Kits

Model Number	Number of Functions
YHJL-6-S-30	1
YHJL-8-S-30	

Includes the hoses and fittings to connect a standard attachment to the hose terminal on the lift truck carriage.

## Optional Mounting Hooks

	Description
Class II	Quick Change Hooks
Class III	Quick Change Hooks

Mounting other than shown, consult factory.

## Minimum Truck Carriage Width

Model Number	Body Width (in)	Minimum Truck Carriage Width (in)
LCS-25	36	30
LCS-35	41	35
LCS-50	41	35

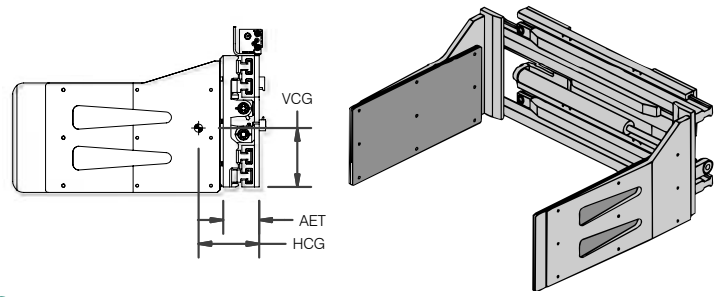
## Recommended Hydraulic Supply

Model Number	Flow (gpm)	Max psi
All Models	7–10	2,500

Hydraulic flow less than minimum may reduce operating speed and/or cause irregular arm movement. Higher flow may result in heat build-up, erratic operation and shortened hydraulic system life.

# LCS All-Purpose Clamps

- ▶ Clean, grease-free handling — no lubrication required
- ▶ Rubber covered aluminum contact pads
- ▶ Unsurpassed visibility — low profile and thin-line heel



## Sideshifting All Purpose Clamps, 2 Functions

Model Number	Capacity lb @ 24"	Opening Range (in)	Arm Size H x L (in)	Mounting Class	Lost Load AET (in)	HCG (in)	VCG (in)	Weight (lb)			
LCS-25NS-A1830	2,500	19.4–66.1	18 x 30	II	5.0	8.0	8.5	898			
LCS-25NS-A1836		18.8–65.5	18 x 36			9.8	8.2	981			
LCS-25NS-A2430		19.4–66.1	24 x 30			7.8	8.2	922			
LCS-25NS-A2436		18.8–65.5	24 x 36			9.5	8.0	1,012			
LCS-25NS-A3030		19.4–66.1	30 x 30			7.6	8.0	1,027			
LCS-25NS-A3036		18.8–65.5	30 x 36			9.2	7.8	1,041			
LCS-25NS-A3630		19.4–66.1	36 x 30			11.0	11.7	1,130			
LCS-25NS-A3636		19.4–66.1	36 x 36			13.3	11.9	1,274			
LCS-35NS-A1830	3,500	19.4–71.1	18 x 30	II	5.0	7.7	8.5	939			
LCS-35NS-A1836		18.8–70.5	18 x 36			9.5	8.3	1,024			
LCS-35NS-A1848		18.6–70.4	18 x 48			13.6	8.1	1,237			
LCS-35NS-A2430		19.4–71.1	24 x 30			7.5	8.3	964			
LCS-35NS-A2436		18.8–70.5	24 x 36			9.2	8.1	1,054			
LCS-35NS-A3030		19.4–71.1	30 x 30			7.5	8.1	989			
LCS-35NS-A3036		18.8–70.5	30 x 36			9.0	7.8	1,084			
LCS-35NS-A3040		18.6–70.4	30 x 40			10.1	7.8	1,195			
LCS-35NS-A3630		19.4–71.1	36 x 30			10.7	11.7	1,172			
LCS-35NS-A3636		19.4–71.1	36 x 36			12.9	11.9	1,316			
LCS-35NS-A4028		19.4–71.1	40 x 28			9.5	11.5	1,126			
LCS-35NS-A4040		19.2–71.0	40 x 40			14.8	11.8	1,462			
LCS-50NS-A1836		5,000	21.8–76.1			18 x 36	II or III	5.0	9.3	8.3	1,048
LCS-50NS-A1848			21.6–76.0			18 x 48			13.8	8.0	1,287
LCS-50NS-A2430			22.4–76.8			24 x 30			7.4	8.3	988
LCS-50NS-A2436			21.8–76.1			24 x 36			9.1	8.1	1,077
LCS-50NS-A2448	21.6–76.0		24 x 48	13.3	7.7	1,327					

## Installation Kits

Model Number	Number of Functions
YHJL-6-D-30	2
YHJL-8-D-30	

Includes the hoses and fittings to connect a standard attachment to the hose terminal on the lift truck carriage.

## Minimum Truck Carriage Width

Model Number	Body Width (in)	Minimum Truck Carriage Width (in)
LCS-25	36	30
LCS-35	41	35
LCS-50	41	35

## Optional Mounting Hooks

	Description
Class II	Quick Change Hooks
Class III	Quick Change Hooks
Mounting other than shown, consult factory.	

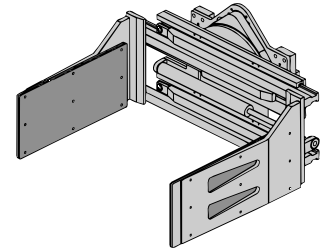
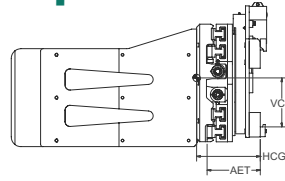
## Recommended Hydraulic Supply

Model Number	Flow (gpm)	Max psi
All Models	7–10	2,500

Hydraulic flow less than minimum may reduce operating speed and/or cause irregular arm movement. Higher flow may result in heat build-up, erratic operation and shortened hydraulic system life.

# LCS 360° Rotating All-Purpose Clamps

- ▶ Widely used in the textile industry
- ▶ Clean, grease-free handling — no lubrication required
- ▶ Rubber covered aluminum contact pads
- ▶ Low profile body and thin-line heel offer unsurpassed visibility



## 360° Rotating All Purpose Clamps, 2 Functions

Model Number	Capacity lb @ 24"	Opening Range (in)	Arm Size H x L (in)	Mounting Class	Mounting Angle (°) <sup>1</sup>	Lost Load AET (in)	HCG (in)	VCG (in)	Weight (lb)
LCS-25RN-A2430	2,500	18.9–65.6	24 x 30	II	0	10.4	13.3	9.9	1,480
LCS-25RN-A2436		18.6–65.4	24 x 36			10.4	14.3	9.9	1,600
LCS-35RN-A2430	3,500	18.9–70.6	24 x 30	II	0	10.4	12.4	9.9	1,500
LCS-35RN-A2436		18.6–70.4	24 x 36			10.4	14.1	9.9	1,645
LCS-35RN-A2440		18.9–70.6	24 x 40			10.4	15.7 / 15.5	9.9	1,685
LCS-50RN-A2430		21.9–76.3	24 x 30			10.4 / 10.1	11.6 / 12.6	10.7	1,750
LCS-50RN-A2436	5,000	21.6–76.0	24 x 36	II or III	0	10.4 / 10.1	13.1 / 15.1	10.7	1,895
LCS-50RN-A2448		21.6–76.0	24 x 48			10.4 / 10.1	16.7 / 17.7	10.7	2,130

<sup>1</sup> Four degree (4°) mounting available at no charge.

## Installation Kits

Model Number	Number of Functions
YHJL-6-D-30	2
YHJL-8-D-30	

Includes the hoses and fittings to connect a standard attachment to the hose terminal on the lift truck carriage.

## Optional Mounting Hooks

	Description
Class II	Quick Change Hooks
Class III	Quick Change Hooks

Mounting other than shown, consult factory.

## Minimum Truck Carriage Width

Model Number	Body Width (in)	Minimum Truck Carriage Width (in)
LCS-25RN	36	29
LCS-35RN	41	29
LCS-50RN	41	33

## Recommended Hydraulic Supply

Model Number	Flow (gpm)	Max psi
All Models	12	2,500

Hydraulic flow less than minimum may reduce operating speed and/or cause irregular arm movement. Higher flow may result in heat build-up, erratic operation and shortened hydraulic system life.