

Double Sideshifting Carriages

- ▶ Allows positioning of two loads at once; 8 to 12" total shift
- ▶ Can be installed as either independent or simultaneous sideshift
- ▶ Popular, durable top linear ball bearing & hardened steel heel rollers
- ▶ Variety of widths, capacities, and sideshift ranges available

Hook Type, 1 or 2 Functions¹

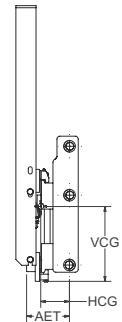
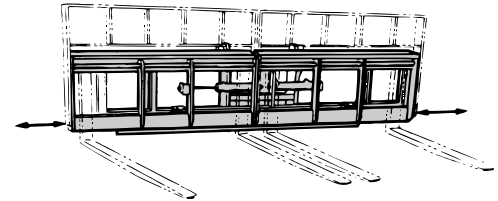
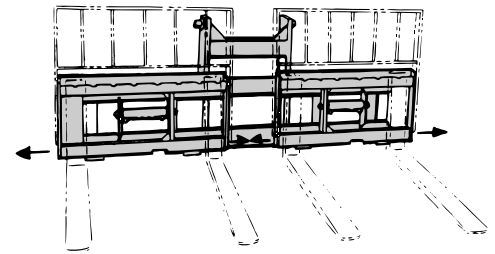
Model Number	Capacity @ 24" (lb)	Fork Bar Class	Overall Width ² (in)	Single Carriage Width (in)	Shift Each (in)
TDSA110B40	11,000	III	88	40.0	8
TDSA110B48			104	48.0	8
TDSA150C40	15,000	IV	92	40.0	12
TDSA150C48			108	48.0	12

Pin Type, 1 or 2 Functions¹

Model Number	Capacity @ 24" (lb)	Overall Width ² (in)	Single Carriage Width (in)	Shift Each (in)
TDSA080P40	8000	91	41.5	8
TDSA080P48		107	49.5	8
TDSA120P40	12,000	96	42.0	12
TDSA120P48		112	50.0	12

¹ Specify function at time of order (simultaneous or independent sideshift movement).

² Overall width is with sideshifters touching in the center of the base carriage. For maximum carriage width add 8" sideshift x 2 or 12" sideshift x 2 as appropriate.



! Important Notes

- Sideshift cylinders are unhosed. Installation will require hosing to cylinders for either simultaneous or independent sideshift. Other hosing options available. Consult factory.
- Horizontal and vertical center of gravity dimensions will be determined and provided at the time of order. These dimensions are dependent on the specific forklift and mast into which the integral unit will be installed.

Recommended Hydraulic Supply

Model Number	Recommended Flow (gpm)	Recommended psi
All Models	8-10	2,000-2,500

Hydraulic flow less than minimum may reduce operating speed. Higher flow may result in heat build-up, erratic operation and shortened hydraulic system life.