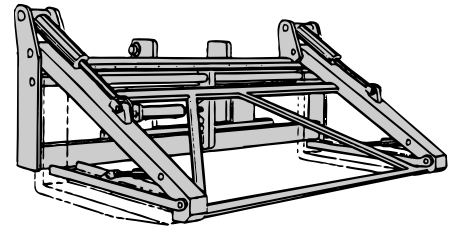


Pipe & Pole Hold Down, Dual Stage

- ▶ Stabilize extra wide loads when traveling
- ▶ Uses your truck's forks
- ▶ Holds a wide variety of diameters and bundles
- ▶ Sideshifting models available, consult factory
- ▶ Larger Capacity Available



Pin Type, Integral Carriages, 2 Functions

Model Number	Truck Capacity (lb)	Fork Spread Out to Out (in)	Fork Length ¹ (in)
THNA155P90	11,000–15,500	90	96
THNA190P90	16,000–19,000	90	96
THNA250P90	20,000–25,000	90	96

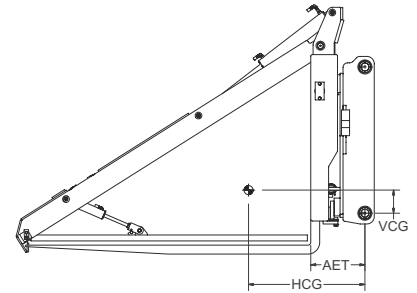
Weld-On Pipe/Pole Hold Downs³

QHKA155W90	11,000–15,500	90	96
QHKA190W90	16,000–19,000	90	96
QHKA250W90	20,000–25,000	90	96

¹ Forks not included.

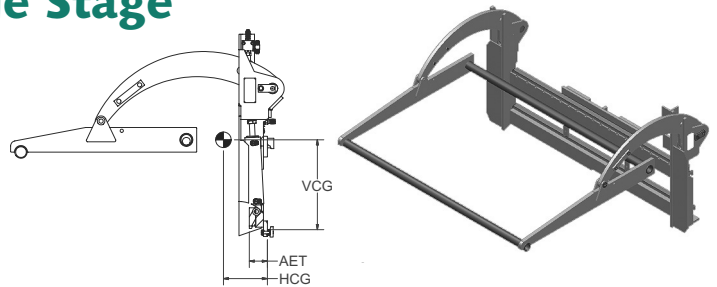
³ To weld to existing standard truck carriage. Integral End Hold Downs are also available.

NOTE: Boom cylinders are hoses to a #6 terminus on the RH side. Stabilizer cylinders are hoses to a #6 terminus on the LH side. Other hosing options available.



Pipe & Pole Hold Down, Single Stage

- ▶ Stabilize extra wide loads when traveling
- ▶ Uses your truck's forks
- ▶ Holds a wide variety of diameters and bundles
- ▶ Sideshifting models available, consult factory
- ▶ Larger Capacity Available



Hook Carriages, 1 Function

Model Number	Capacity @ 24" Load Center	Fork Spread Out to Out (in)	Fork Length ¹ (in)	Mounting Class
QHNA055A60	5,500 lb	60	48	II
QHNA150C84	15,500 lb	80	72	IV

¹ Forks not included.



Important Note

Horizontal and vertical center of gravity dimensions will be determined and provided at the time of order. These dimensions are dependent on the specific forklift and mast into which the integral unit will be installed.



Recommended Hydraulic Supply

Model Number	Recommended Flow (gpm)	Recommended psi
All Models	8–10	2,000–2,500

Hydraulic flow less than minimum may reduce operating speed and/or cause irregular arm movement. Higher flow may result in heat build-up, erratic operation and shortened hydraulic system life.