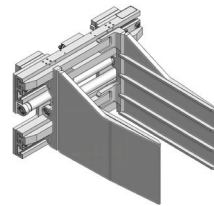
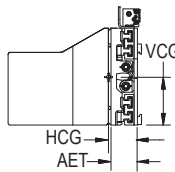


LCB/NSQ Bale Clamps

- LCB Series – for capacities through 8,000 lb
- NSQ Series for higher capacities
- Clean, grease-free handling – no lubrication required
- Fully protected control valve on non-sideshifting LCB models
- Thicker channel style arms for added strength & durability above 8,500 lbs



Non-Sideshifting Bale Clamps, 1 Function

Model Number	Capacity lb @ 24"	Opening Range (in)	Arm Size H x L (In)	Mounting Class	Lost Load AET (in)	HCG (in)	VCG (in)	Weight (lb)
LCB-25NN-B1527			15 x 27			7.4		785
LCB-25NN-B1532	2,500	18.5-65.3	15 x 32	II	5.0	8.9	9.4	840
LCB-25NN-B1836			18 x 36			10.1		885
LCB-35NN-B1527			15 x 27			7.1		827
LCB-35NN-B1532			15 x 32			8.1		864
LCB-35NN-B1836	3,500	18.5-70.3	18 x 36	II	5.0	9.8	9.4	927
LCB-35NN-B1840			18 x 40			11.2		1,019
LCB-35NN-B1848		18.0-69.8	18 x 48			14.1		1,125
LCB-50NN-B1827			18 x 27			7.0/8.0		851
LCB-50NN-B1832			18 x 32			8.4/9.4		906
LCB-50NN-B1836	5,000	21.5-75.9	18 x 36	II or III	5.0/6.0	9.6/10.6	9.4	951
LCB-50NN-B1840			18 x 40			11.0/12.0		1,043
LCB-50NN-B1848		21.0-75.4	18 x 48			13.8/14.8		1,149
LCB-5GNN-B1827			18 x 27			5.7/6.7		1,184
LCB-5GNN-B1832	5,000	19.0-91.8	18 x 32	II or III	5.5/6.5	6.8/7.8	9.6	1,240
LCB-5GNN-BC527		19.0-91.8	15 x 27			4.7/5.7		1,189
LCB-5ENN-BC527	5,000	37.5-128.3	15 x 27	II or III	5.5/6.5	6.2/7.2	10.0	1,364
LCB-5ENN-B1827			18 x 27			5.2/6.2		1,386
LCB-5ENN-B1832*	5,000	37.5-128.3	18 x 32	II or III	5.5/6.5	6.2/7.2	9.6	1,441
LCB-70NN-B1850*	7,000	20-84	18 x 50	III	7.3	10.3	12.4	2,145
LCB-7ANN-B2660	7,000	23-93	26 x 60	III	7.3	15.0	12.8	2,765
LCB-85NN-B1850			18 x 50			10.4		2,195
LCB-85NN-B1860	8,500	24-84	18 x 60	III or IV	7.3	11.3	11.8	2,345
NSQ-20DD-B3086	20,000	50-125	30 x 86	None	9.2	16.4	19.0	5,900

* Compress Special

Optional Mounting Hooks

	Description
Class II	Quick change hooks
Class III	Quick change hooks
Class IV	Quick change hooks
Pin/Shaft Mounting	

Mounting other than shown, consult factory.

Minimum Truck Carriage Width

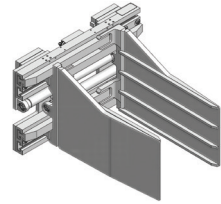
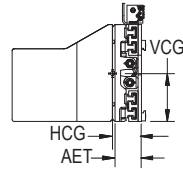
See Page E-15.

Cotton Bale Handling Capacity

Model Number	Min. Cap. (Bales)	Maximum Capacity (Bales)			
		Gin Flat	Gin Univ. & Gin Standard	Compress Univ. & Compress Std.	Compress HI-D
LCB-25	1	2	2	2	2
LCB-35	1	2	3	2	3
LCB-50	2	2	3	2	3
LCB-5G	1	3	4	3	4
LCB-5E	2	4	5	4	4
LCB-7A	2	8	8	8	8
LCB-70/LCB-85	2	6	6	6	6
NSQ20	N/A	16	24	20	20

LCB/NSQ Bale Clamps

- LCB Series – for capacities through 8,000 lb
- NSQ Series for higher capacities
- Clean, grease-free handling – no lubrication required
- Thicker channel style arms for added strength & durability above 8,500 lbs



Sideshifting Bale Clamps, 2 Functions

Model Number	Capacity lb @ 24"	Opening Range (in)	Arm Size H x L (in)	Mounting Class	Lost Load AET (in)	HCG (in)	VCG (in)	Weight (lb)
LCB-25NS-B1527	2,500	18.5–65.3	15 x 27	II	5.0	7.4	9.4	785
LCB-25NS-B1532			15 x 32			8.9		840
LCB-25NS-B1836			18 x 36			10.1		885
LCB-35NS-B1527	3,500	18.5–70.3	15 x 27	II	5.0	7.1	9.4	827
LCB-35NS-B1532			15 x 32			8.1		864
LCB-35NS-B1836			18 x 36			9.8		927
LCB-35NS-B1840			18 x 40			11.2		1,019
LCB-35NS-B1848			18 x 48			14.1		1,125
LCB-50NS-B1827			18 x 27			7.0		851
LCB-50NS-B1832	5,000	21.5–75.9	18 x 32	II or III	5.0	8.4	9.4	906
LCB-50NS-B1836			18 x 36			9.6		951
LCB-50NS-B1840			18 x 40			11.0		1,043
LCB-50NS-B1848			18 x 48			13.8		1,149
LCB-5GNS-B1827	5,000	19–91.8	18 x 27	II or III	5.5	5.7	9.6	1,184
LCB-5GNS-B1832			18 x 32			6.8		1,240
LCB-5GNS-BC527	5,000	19–91.8	15 x 27	II or III	5.5	4.7	10.0	1,189
LCB-5ENS-BC527*			15 x 27			6.2		1,364
LCB-5ENS-B1827*	5,000	37.5–128.3	18 x 27	II or III	5.5	5.2	9.6	1,386
LCB-5ENS-B1832			18 x 32			6.2		1,441
LCB-70NS-B1850	7,000	20–84	18 x 50	III	7.3	10.3	12.4	2,145
LCB-7ANS-B2660			26 x 60			7.3		15.0
LCB-85NS-B1850	8,500	24–84	18 x 50	III or IV	7.3	10.4	11.8	2,195
LCB-85NS-B1860			18 x 60			11.3		2,345
NSQ-20DS-B3086	20,000	50–125	30 x 86	None	9.2	16.4	19.0	5,900

* Compress Special

! Minimum Truck Carriage Width

Model Number	Body Width (in)	Minimum Truck Carriage Width (in)
LCB-25	36	30
LCB-35	41	35
LCB-50	41	35
LCB-5G	62	32.5
LCB-5E	68	39
LCB-70	50	36
LCB-7A	62	36
LCB-85 ITA III	50	36
LCB-85 ITA IV	50	42
NSQ-20	72	Consult Factory

✘ Optional Equipment

See Page E-31 for additional information.

💧 Recommended Hydraulic Supply

Model Number	Flow (gpm)	Max psi
LCB-25/35/50/5G/5E	7–10	2,500
LCB-70/7A/85/8A	7–10	2,500
NSQ-20	15–18	2,250

Hydraulic flow less than minimum may reduce operating speed and/or cause irregular arm movement. Higher flow may result in heat build-up, erratic operation and shortened hydraulic system life.

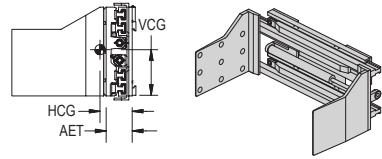
🔧 Installation Kits

Model Number	Number of Functions
YHJL-6-D-30	2
YHJL-8-D-30	

Includes the hoses and fittings to connect a standard attachment to the hose terminal on the lift truck carriage.

LCB Bale Clamps with Cott-n-Ball™ Arms

- Cott-n-Ball arm design allows for easy tipping
- Clean, grease-free handling – no lubrication required
- Cott-n-Balls helps protect bale wrappers from tearing



Non-Sideshifting Bale Clamps, 1 Function

Model Number	Capacity lb @ 24"	Opening Range (in)	Arm Size H x L (In)	Mounting Class	Lost Load AET (in)	HCG (in)	VCG (in)	Weight (lb)
LCB-25NN-BB827	2,500	18.5–65.3	18 x 27	II	5.0	7.4	9.4	785
LCB-35NN-BB827	3,500	18.5–70.3	18 x 27	II	5.0	7.1	9.4	827
LCB-5GNN-BB827	5,000	19.0–91.8	18 x 27	II or III	5.5/6.5	5.7/6.7	9.6	1,184
LCB-5ENN-BB827	5,000	37.0–127.8	18 x 27	II or III	5.5/6.5	5.2/6.2	9.6	1,386

Sideshifting Bale Clamps, 2 Functions

LCB-25NS-BB827	2,500	18.5–65.3	18 x 27	II	5.0	7.4	9.4	785
LCB-35NS-BB827	3,500	18.5–70.3	18 x 27	II	5.0	7.1	9.4	827
LCB-5GNS-BB827	5,000	19.0–91.8	18 x 27	II or III	5.5	5.7	9.6	1,184
LCB-5ENS-BB827	5,000	37.0–127.8	18 x 27	II or III	5.5	5.2	9.6	1,386

Includes the hoses and fittings to connect a standard attachment to the hose terminal on the lift truck carriage.

Optional Mounting Hooks

	Description
Class II	Quick change hooks
Class III	Quick change hooks

Mounting other than shown, consult factory.

Optional Equipment

- See Page E-31 for additional information.

Recommended Hydraulic Supply

Model Number	Flow (gpm)	Max psi
LCB-25/35/5G/5E	7-10	2,500
LCB-25RN thru LCB-5GRN	12	2,500
LCB-70RN	12	2,500
LCB-85RN	24	2,500

Hydraulic flow less than minimum may reduce operating speed and/or cause irregular arm movement. Higher flow may result in heat build-up, erratic operation and shortened hydraulic system life.

Installation Kits

Model Number	Number of Functions
YHJL-6-D-30	2
YHJL-8-D-30	

Includes the hoses and fittings to connect a standard attachment to the hose terminal on the lift truck carriage.

Cotton Bale Handling Capacity

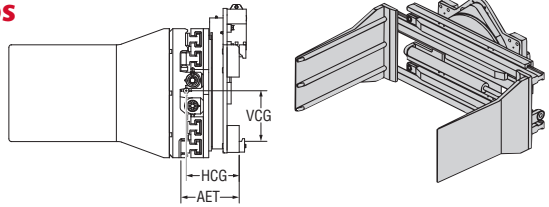
Model Number	Max. Cap. (Bales)	Maximum Capacity (Bales)			
		Gin Flat	Gin Univ. & Gin Standard	Compress Univ. & Compress Std.	Compress HI-D
LCB-25	1	2	2	2	2
LCB-35	1	2	3	2	3
LCB-50	2	2	3	2	3
LCB-5G	1	3	4	3	4
LCB-5E	2	4	5	4	4
LCB-7A	2	8	8	8	8
LCB-70/LCB-85	2	6	6	6	6
NSQ20DD	N/A	16	24	20	20

Minimum Truck Carriage Width

Model Number	Body Width (in)	Minimum Truck Carriage Width (in)
LCB-25	36	30
LCB-25RN	36	29
LCB-35	41	35
LCB-35RN	41	29
LCB-5G	62	32.5
LCB-5GRN	62	33
LCB-5E	68	39
LCB-50RN	41	33
LCB-70	50	39
LCB-70/85RN ITA III	50	36
LCB-70/85 ITA IV	50	38

LCB 360° Rotating Bale Clamps

- LCB Series – for capacities to 5,000 lb
- Clean, grease-free handling – no lubrication required
- Thin slab style arms for easy entry between stack



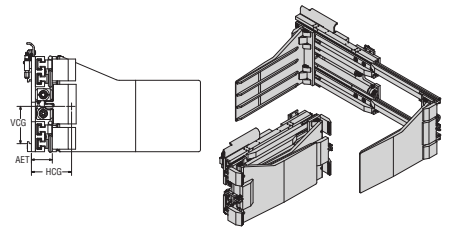
360° Rotating Bale Clamps, 2 Functions

Model Number	Capacity lb @ 24"	Opening Range (in)	Arm Size H x L (in)	Mounting Class	Mounting Angle (°) ¹	Lost Load AET (in)	HCG (in)	VCG (in)	Weight (lb)
LCB-25RN-B1527	2,500	18.0–64.8	15 x 27	II	0	10.4	10.1	10.5	1,285
LCB-25RN-B1532			15 x 32			11.2	10.5	1,350	
LCB-25RN-B1836			18 x 36			12.3	10.5	1,405	
LCB-35RN-B1527	3,500	18.0–69.8	15 x 27	II	0	10.4	10.0	10.4	1,325
LCB-35RN-B1532			15 x 32			11.5	10.5	1,418	
LCB-35RN-B1836			18 x 36			12.1	10.5	1,447	
LCB-35RN-B1840			18 x 40			13.2	10.5	1,500	
LCB-35RN-B1848			18 x 48			15.4	10.6	1,610	
LCB-50RN-B1827	5,000	21.0–75.4	18 x 27	II	0	10.4	9.5	11.3	1,578
					III	0	10.1		9.4
LCB-50RN-B1832			18 x 32	II	0	10.4	10.3	11.3	1,610
					III	0	10.1		10.2
LCB-50RN-B1836			18 x 36	II	0	10.4	11.3	11.3	1,700
					III	0	10.1		11.2
LCB-50RN-B1840	18 x 40	II	0	10.4	12.2	11.3	1,753		
			III	0	10.1		12.1	1,758	
LCB-50RN-B1848	18 x 48	II	0	10.4	14.2	11.3	1,862		
			III	0	10.1		14.1	1,867	
LCB-5GRN-B1827	5,000	19.0–91.8	18 x 27	II	0	10.9	9.4	11.2	1,790
					III	0	10.6	9.3	1,795
LCB-5GRN-B1832			18 x 32	II	0	10.9	10.4	11.2	1,880
			III	0	10.6	10.3	1,885		
LCB-70RN-B1850	7,000	20–84	18 x 50	III	0	14.5	14.2	17.7	2,940
				IV	0	14.5	14.3	15.7	2,930
LCB85RN-B1850	8,500	20–84	18 x 50	III	0	14.5	14.2	17.8	2,970
				IV	0	14.5	14.3	15.8	2,960
LCB85RN-B1860	8,500	20–84	18 x 60	III	0	14.5	16.5	18.0	3,155
				IV	0	14.5	16.6	16.0	3,145

¹ Four degree (4°) mounting available at no charge.

LCB Folding Arm Clamps

- Designed for trailer-transported fork lifts, where folded arms reduce footprint
- Clean, grease-free handling — no lubrication required
- Rubber-covered aluminum contact pads
- Low profile body and thin-line heel offer unsurpassed visibility



Folding Arm Clamps, 1 Function

Model Number	Capacity lb @ 24"	Opening Range (in)	Arm Size H x L (in)	Mounting Class	Mounting Angle (°) ¹	Lost Load AET (in)	HCG (in)	VCG (in)	Weight (lb)
LCB-3MNNF-1836	3,500	22.6–77.3	18 x 36	II	0	6.25	10.3	4.3	1,195

Minimum truck carriage width for LCB-3MNNF-1836 is 31".