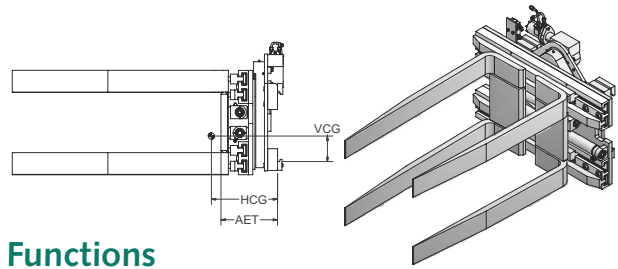


# LCS 360° Load Inverters

- ▶ LCS Series for capacities to 8,500 lb
- ▶ Clean, grease-free handling
- ▶ Two or four forks per arm



## 360° Rotating Load Inverters: 2 Forks per Arm, 2 Functions

Model Number	Capacity lb @ 24"	Opening Range (in)	Fork Size T x H x L (in)	Fork Spacing Out to Out (in)	Mounting Class	Lost Load AET (in)	HCG (in)	VCG (in)	Weight (lb)
LCS-35RN-I2B42	3,500	22-73.8	1.5 x 5 x 42	24	II	12.4	11.7	10.2	1,325
LCS-35RN-I2B48			1.5 x 5 x 48				12.9		1,365
LCS-50RN-I2D48	5,000	25.5-79.9	2 x 5 x 48	24	II or III	12.4 / 12.6	13.1	11.0	1,740
LCS-50RN-I2D54			2 x 5 x 54				14.3		1,795
LCS-70RN-I2V36	7,000	35-99	2 x 6 x 36	29	III	Consult Factory	Consult Factory	Consult Factory	Consult Factory
LCS-70RN-I2V48			2 x 6 x 48						
LCS-85RN-I2N36	8,500	35 - 99	2.5 x 6 x 36	29	III or IV	Consult Factory	Consult Factory	Consult Factory	Consult Factory
LCS-85RN-I2N48			2.5 x 6 x 48						

## 360° Rotating Load Inverters: 4 Forks per Arm, 2 Functions

LCS-35RN-I4E32	3,500	23.0-74.8	1.5 x 4 x 32	46	II	12.4	11.5	10.2	1,455
LCS-35RN-I4B48	3,500	22.5-74.3	1.5 x 5 x 48	40	II	12.4	16.2	10.2	1,795
LCS-50RN-I4D48	5,000	26.0-80.4	2 x 5 x 48	40	II or III	12.4 / 12.6	16.6	10.8	2,290



## Recommended Hydraulic Supply

Model Number	Flow (gpm)	Max psi
LCS-35RN/50RN	12	2,500
LCS-70RN	12	2,250
LCS-85RN	24	2,250

Hydraulic flow less than minimum may reduce operating speed and/or cause irregular arm movement. Higher flow may result in heat build-up, erratic operation and shortened hydraulic system life.



## Installation Kits

Model Number	Number of Functions
YHJL-6-D-30	2
YHJL-8-D-30	

Includes the hoses and fittings to connect a standard attachment to the hose terminal on the lift truck carriage.



## Optional Features

See pages E-22 and E-23 for additional information.



## Optional Mounting Hooks

	Description
Class II	Quick Change Hooks
Class III	Quick Change Hooks
Class IV	Quick Change Hooks

Pin/Shaft Mounting See page J5

Mounting other than shown, consult factory.



## Capacity

Mounting Class	Truck Rating
II	2,000-5,500
III	6,000-10,000
IV	10,000-15,000

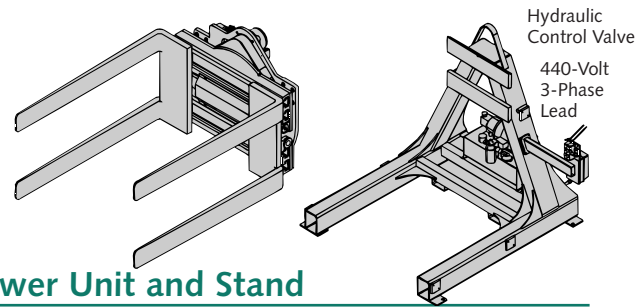


## Minimum Truck Carriage Width

Model Number	Body Width (in)	Minimum Truck Carriage Width (in)
LCS-35RN	41	29
LCS-50RN	41	33
LCS-70 / 85RN	50	36

## Stationary Power Stand with 360° Rotating Load Inverter

- ▶ Floor mounted for stability
- ▶ Clean, grease-free handling
- ▶ 220 / 440 volt power 5-hp motor

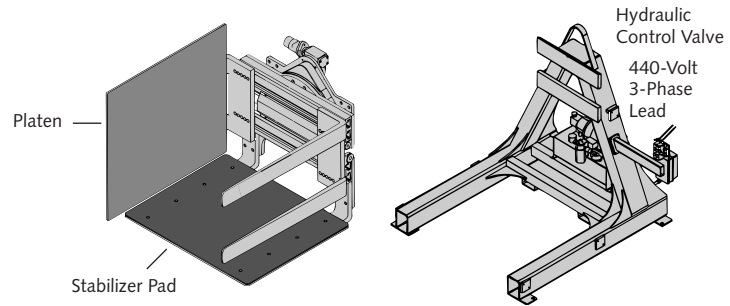


### 360° Rotating Load Inverter with Self-Contained Power Unit and Stand

Model Number	Capacity lb @ 24"	Opening Range (in)	Forks per Arm	Fork Size T x H x L (in)	Fork Spacing Out to Out (in)	Power Requirements (V)	Weight (lb)
LCS-50RR-I2D48	4,000	25.5–79.9	2	2 x 5 x 48	24	220 / 440	4,050

## Stationary Power Stand with Special Load Inverter

- ▶ Fixed side stabilizer pad
- ▶ Platen set over forks as shown
- ▶ Refer to available options below



### 180° Rotating Load Inverter with Self-Contained Power Unit and Stand

Model Number	Capacity lb @ 24"	Opening Range (in)	Forks per Arm	Fork Size T x H x L (in)	Fork Spacing Out to Out (in)	Power Requirements (V)	Weight (lb)
LCS-50RR-I2D48-B24	4,000	25.5–79.9	2	2 x 5 x 48	24	220 / 440V	4,050

## Load Inverter Optional Features

### Description

#### Non-standard Fork Spacing on Heel Plate

24" Out-to-Out – 2 Fork Arrangement

40" Out-to-Out – 4 Fork Arrangement

#### Body Bumper:

48 x 48" Side Stabilizer Pad

Fixed

Manually Adjustable

Other Sizes

#### Non-Standard Fork Taper (per Pair)

#### Hard Surface Fork Tips (per Pair)

#### Modified Opening Ranges

#### Internal Side Shift — 3 Functions