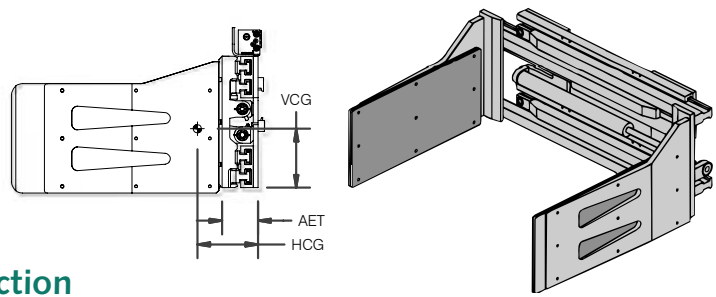


LCS All-Purpose Clamps

- ▶ Clean, grease-free handling — no lubrication required
- ▶ Rubber covered aluminum contact pads
- ▶ Unsurpassed visibility — low profile and thin-line heel



Non-Sideshifting All Purpose Clamps, 1 Function

Model Number	Capacity lb @ 24"	Opening Range (in)	Arm Size H x L (in)	Mounting Class	Lost Load AET (in)	HCG (in) ¹	VCG (in)	Weight (lb)
LCS-25NN-A1830	2,500	19.4–66.1	18 x 30	II	5.0	8.0	8.5	898
LCS-25NN-A1836		18.8–65.5	18 x 36			9.8	8.2	981
LCS-25NN-A2430		19.4–66.1	24 x 30			7.8	8.2	922
LCS-25NN-A2436		18.8–65.5	24 x 36			9.5	8.0	1,012
LCS-25NN-A3030		19.4–66.1	30 x 30			7.6	8.0	1,027
LCS-25NN-A3036		18.8–65.5	30 x 36			9.2	7.8	1,041
LCS-25NN-A3630		19.4–66.1	36 x 30			11.0	11.7	1,130
LCS-25NN-A3636		19.4–66.1	36 x 36			13.3	11.9	1,274
LCS-35NN-A1830	3,500	19.4–71.1	18 x 30	II	5.0	7.7	8.5	939
LCS-35NN-A1836		18.8–70.5	18 x 36			9.5	8.3	1,024
LCS-35NN-A1848		18.6–70.4	18 x 48			13.6	8.1	1,237
LCS-35NN-A2430		19.4–71.1	24 x 30			7.5	8.3	964
LCS-35NN-A2436		18.8–70.5	24 x 36			9.2	8.1	1,054
LCS-35NN-A3030		19.4–71.1	30 x 30			7.5	8.1	989
LCS-35NN-A3036		18.8–70.5	30 x 36			9.0	7.8	1,084
LCS-35NN-A3040		18.6–70.4	30 x 40			10.1	7.8	1,195
LCS-35NN-A3630		19.4–71.1	36 x 30			10.7	11.7	1,172
LCS-35NN-A3636		19.4–71.1	36 x 36			12.9	11.9	1,316
LCS-35NN-A4028		19.4–71.1	40 x 28			9.5	11.5	1,126
LCS-35NN-A4040		19.2–71.0	40 x 40			14.8	11.8	1,462
LCS-50NN-A1836	5,000	21.8–76.1	18 x 36	II or III	5.0 / 6.0	9.3 / 10.3	8.3	1,048
LCS-50NN-A1848		21.6–76.0	18 x 48			13.8 / 14.8	8.0	1,287
LCS-50NN-A2430		22.4–76.8	24 x 30			7.4 / 8.4	8.3	988
LCS-50NN-A2436		21.8–76.1	24 x 36			9.1 / 10.1	8.1	1,077
LCS-50NN-A2448		21.6–76.0	24 x 48			13.3 / 14.3	8.7	1,327

Installation Kits

Model Number	Number of Functions
YHJL-6-S-30	1
YHJL-8-S-30	

Includes the hoses and fittings to connect a standard attachment to the hose terminal on the lift truck carriage.

Optional Mounting Hooks

	Description
Class II	Quick Change Hooks
Class III	Quick Change Hooks

Mounting other than shown, consult factory.

Minimum Truck Carriage Width

Model Number	Body Width (in)	Minimum Truck Carriage Width (in)
LCS-25	36	30
LCS-35	41	35
LCS-50	41	35

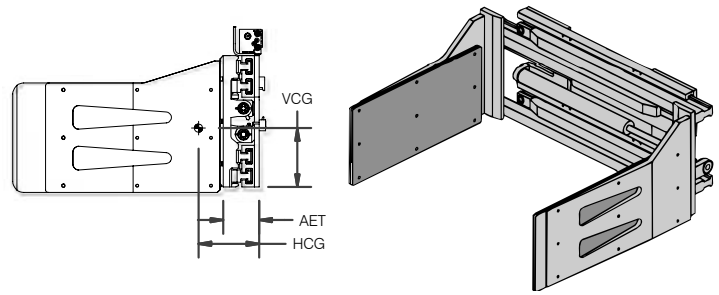
Recommended Hydraulic Supply

Model Number	Flow (gpm)	Max psi
All Models	7–10	2,500

Hydraulic flow less than minimum may reduce operating speed and/or cause irregular arm movement. Higher flow may result in heat build-up, erratic operation and shortened hydraulic system life.

LCS All-Purpose Clamps

- ▶ Clean, grease-free handling — no lubrication required
- ▶ Rubber covered aluminum contact pads
- ▶ Unsurpassed visibility — low profile and thin-line heel



Sideshifting All Purpose Clamps, 2 Functions

Model Number	Capacity lb @ 24"	Opening Range (in)	Arm Size H x L (in)	Mounting Class	Lost Load AET (in)	HCG (in)	VCG (in)	Weight (lb)			
LCS-25NS-A1830	2,500	19.4–66.1	18 x 30	II	5.0	8.0	8.5	898			
LCS-25NS-A1836		18.8–65.5	18 x 36			9.8	8.2	981			
LCS-25NS-A2430		19.4–66.1	24 x 30			7.8	8.2	922			
LCS-25NS-A2436		18.8–65.5	24 x 36			9.5	8.0	1,012			
LCS-25NS-A3030		19.4–66.1	30 x 30			7.6	8.0	1,027			
LCS-25NS-A3036		18.8–65.5	30 x 36			9.2	7.8	1,041			
LCS-25NS-A3630		19.4–66.1	36 x 30			11.0	11.7	1,130			
LCS-25NS-A3636		19.4–66.1	36 x 36			13.3	11.9	1,274			
LCS-35NS-A1830	3,500	19.4–71.1	18 x 30	II	5.0	7.7	8.5	939			
LCS-35NS-A1836		18.8–70.5	18 x 36			9.5	8.3	1,024			
LCS-35NS-A1848		18.6–70.4	18 x 48			13.6	8.1	1,237			
LCS-35NS-A2430		19.4–71.1	24 x 30			7.5	8.3	964			
LCS-35NS-A2436		18.8–70.5	24 x 36			9.2	8.1	1,054			
LCS-35NS-A3030		19.4–71.1	30 x 30			7.5	8.1	989			
LCS-35NS-A3036		18.8–70.5	30 x 36			9.0	7.8	1,084			
LCS-35NS-A3040		18.6–70.4	30 x 40			10.1	7.8	1,195			
LCS-35NS-A3630		19.4–71.1	36 x 30			10.7	11.7	1,172			
LCS-35NS-A3636		19.4–71.1	36 x 36			12.9	11.9	1,316			
LCS-35NS-A4028		19.4–71.1	40 x 28			9.5	11.5	1,126			
LCS-35NS-A4040		19.2–71.0	40 x 40			14.8	11.8	1,462			
LCS-50NS-A1836		5,000	21.8–76.1			18 x 36	II or III	5.0	9.3	8.3	1,048
LCS-50NS-A1848			21.6–76.0			18 x 48			13.8	8.0	1,287
LCS-50NS-A2430			22.4–76.8			24 x 30			7.4	8.3	988
LCS-50NS-A2436			21.8–76.1			24 x 36			9.1	8.1	1,077
LCS-50NS-A2448	21.6–76.0		24 x 48	13.3	7.7	1,327					

Installation Kits

Model Number	Number of Functions
YHJL-6-D-30	2
YHJL-8-D-30	

Includes the hoses and fittings to connect a standard attachment to the hose terminal on the lift truck carriage.

Minimum Truck Carriage Width

Model Number	Body Width (in)	Minimum Truck Carriage Width (in)
LCS-25	36	30
LCS-35	41	35
LCS-50	41	35

Optional Mounting Hooks

	Description
Class II	Quick Change Hooks
Class III	Quick Change Hooks
Mounting other than shown, consult factory.	

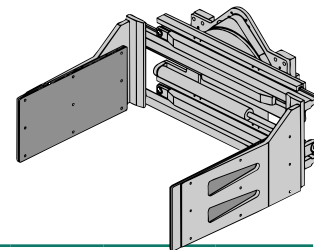
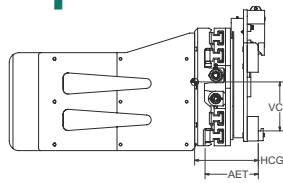
Recommended Hydraulic Supply

Model Number	Flow (gpm)	Max psi
All Models	7–10	2,500

Hydraulic flow less than minimum may reduce operating speed and/or cause irregular arm movement. Higher flow may result in heat build-up, erratic operation and shortened hydraulic system life.

LCS 360° Rotating All-Purpose Clamps

- ▶ Widely used in the textile industry
- ▶ Clean, grease-free handling — no lubrication required
- ▶ Rubber covered aluminum contact pads
- ▶ Low profile body and thin-line heel offer unsurpassed visibility



360° Rotating All Purpose Clamps, 2 Functions

Model Number	Capacity lb @ 24"	Opening Range (in)	Arm Size H x L (in)	Mounting Class	Mounting Angle (°) ¹	Lost Load AET (in)	HCG (in)	VCG (in)	Weight (lb)
LCS-25RN-A2430	2,500	18.9–65.6	24 x 30	II	0	10.4	13.3	9.9	1,480
LCS-25RN-A2436		18.6–65.4	24 x 36			10.4	14.3	9.9	1,600
LCS-35RN-A2430	3,500	18.9–70.6	24 x 30	II	0	10.4	12.4	9.9	1,500
LCS-35RN-A2436		18.6–70.4	24 x 36			10.4	14.1	9.9	1,645
LCS-35RN-A2440		18.9–70.6	24 x 40			10.4	15.7 / 15.5	9.9	1,685
LCS-50RN-A2430		21.9–76.3	24 x 30			10.4 / 10.1	11.6 / 12.6	10.7	1,750
LCS-50RN-A2436	5,000	21.6–76.0	24 x 36	II or III	0	10.4 / 10.1	13.1 / 15.1	10.7	1,895
LCS-50RN-A2448		21.6–76.0	24 x 48			10.4 / 10.1	16.7 / 17.7	10.7	2,130

¹ Four degree (4°) mounting available at no charge.

Installation Kits

Model Number	Number of Functions
YHJL-6-D-30	2
YHJL-8-D-30	

Includes the hoses and fittings to connect a standard attachment to the hose terminal on the lift truck carriage.

Optional Mounting Hooks

	Description
Class II	Quick Change Hooks
Class III	Quick Change Hooks

Mounting other than shown, consult factory.

Minimum Truck Carriage Width

Model Number	Body Width (in)	Minimum Truck Carriage Width (in)
LCS-25RN	36	29
LCS-35RN	41	29
LCS-50RN	41	33

Recommended Hydraulic Supply

Model Number	Flow (gpm)	Max psi
All Models	12	2,500

Hydraulic flow less than minimum may reduce operating speed and/or cause irregular arm movement. Higher flow may result in heat build-up, erratic operation and shortened hydraulic system life.