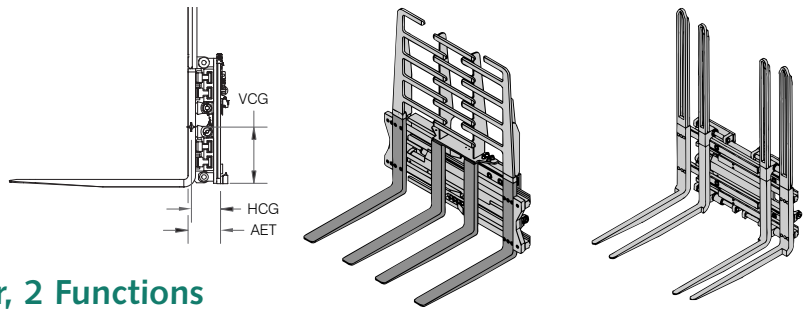


# LDS Multi-Pallet Handlers

- ▶ Handles one or two pallets at a time
- ▶ Mechanically positioned inner forks
- ▶ Side shifting included, equal fork movement
- ▶ Loop-style 48" backrest standard



## Sideshifting Single/Dual Pallet Handler, 2 Functions

Model Number	Capacity lb @ 24"	Fork Size W x L (in)	Body Width (in)	Mounting Class	Lost Load AET (in)	HCG (in)	VCG (in)	Weight (lb)
LDS-5ANS-FM336	5,000	3 x 36	41	II or III	8.3	7.2	11.8	1,145
LDS-5ANS-FM342	5,000	3 x 42				8.0	11.3	1,175
LDS-5BNS-FM332	5,000	3 x 32	41	II or III	8.3	7.1	11.3	1,125
LDS-5BNS-FM336	5,000	3 x 36				7.2	11.8	1,145
LDS-50NS-FM342	5,000	3 x 42	43	II or III	8.3	7.0	12.0	1,200
LDS-50NS-FM348	5,000	3 x 48				7.8	11.5	1,230
LDS-55NS-FM342	5,500	3 x 42	43	II or III	8.3	7.0	12.0	1,210
LDS-55NS-FM348	5,500	3 x 48				7.8	11.5	1,240
LDS-70NS-FM342*	7,000	3 x 42	48	III	8.5	7.0	12.4	1,355
LDS-70NS-FM348*	7,000	3 x 48				7.4	11.9	1,385

### SINGLE / DOUBLE / TRIPLE PALLET HANDLER

LDS-55NS-FM332	5,500	3 x 32	48	II or III	Consult Factory for Specifications and Price			
----------------	-------	--------	----	-----------	--	--	--	--

Capacities to 9,000 lb available; consult factory. Fork Thickness: Outside-1.75"; Inside-1.5" Specifications are with standard loop-type 48" high load backrest.

\*Inner fork widths on LDS-70 models are 3.5"

## Recommended Hydraulic Supply

Model Number	Flow (gpm)	Recommended psi
All Models	7-10	2,500

Hydraulic flow less than minimum may reduce operating speed and/or cause irregular arm movement. Higher flow may result in heat build-up, erratic operation and shortened hydraulic system life.

## Minimum Truck Carriage Width

Model Number	Body Width (in)	Minimum Truck Carriage Width (in)
LDS-5A / 5B	41	36
LDS-55 / 5D	43	36
LDS-70	48	42

## Optional Load Backrests

Type	Height (in)	List Price
Loop	62	
	72	
	48	
Interlocking	62	
	72	

## Optional Mounting Hooks

Description	List Price
Class II Quick Change Hooks	
Class III Quick Change Hooks	

LDS-5A and LDS-55 feature slip-on mounting. No welding required. Mounting other than shown, consult factory.

## Installation Kits

Model Number	Number of Functions	List Price
YHJL-6-D-30	2	
YHJL-8-D-30		

Includes the hoses and fittings to connect a standard attachment to the hose terminal on the lift truck carriage.

## Industry Recommendations

**Beverage Industry.** The LDS-5B is suited for the general beverage applications. It provides the greatest ease of handling for pallets measuring 30-40". Optional interlocking backrest is available.

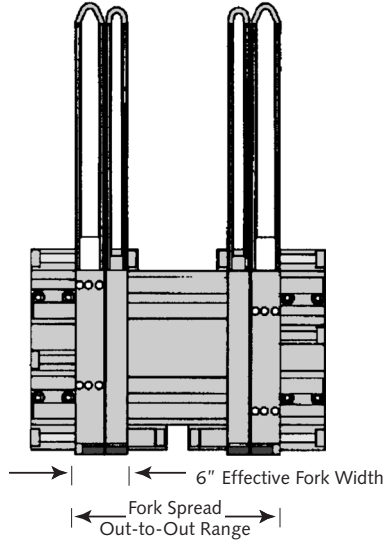
The Single/Double/Triple is designed for handling two or three 32"-wide beverage pallets and two 42- or 44"-wide container pallets. This unit can be used in bottling or can plants or in the empty container vendor's operation. Contact factory for more details.

**Food Industry.** The LDS-55 and LDS-70 are ideal for handling GMA or CHEP® pallets. Fork set spacing and range permits handling of GMA pallets from both the 40" and 48" sides.

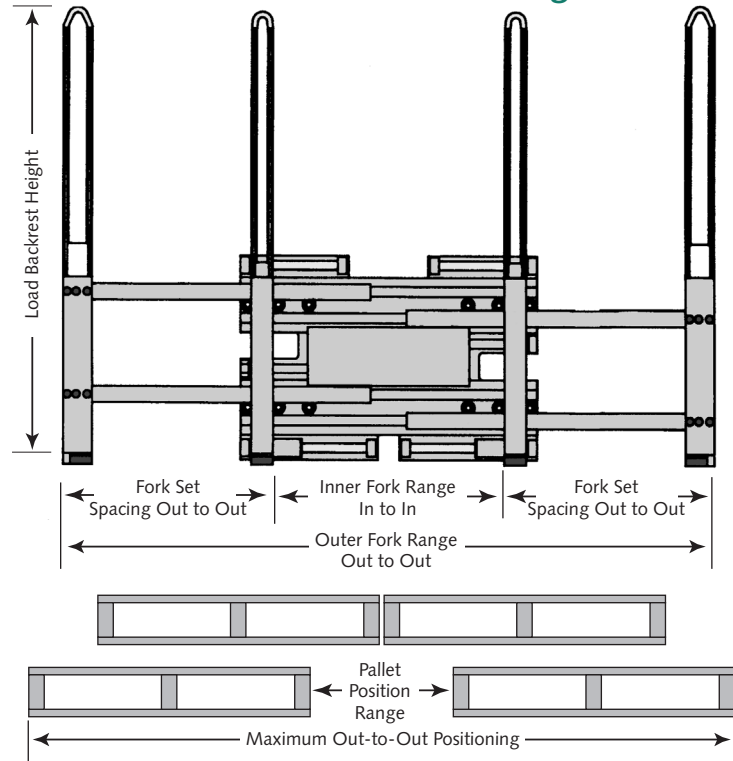
**General Warehousing.** The LDS-5A handles the widest variety of pallet sizes.

# LDS Pallet Handling Flexibility

## Single Pallet Handling



## Dual Pallet Handling



**Pallet Position Range:** Minimum and maximum distance between pallets that dual fork configuration will efficiently handle.

**Maximum Out-to-Out Positioning:** Maximum out-to-out pallet dimension that can be attained for each pallet width starting at zero distance between pallets.

## Pallet Positioning

Model Number	Pallet Type/ Size	Inner Fork Range ITI	Outer Fork Range OTO	Automatic Fork Set Spacing OTO <sup>2</sup>	Pallet Position Range <sup>3</sup>		Pallet Travel <sup>4</sup>	Maximum OTO Positioning <sup>5</sup>	
					Stringer	Block		Stringer	Block
LDS-5B	32							79	84
	36	12-27	24-75	24	0-21	0-17	15	87	87
	40							95	95
LDS-5A	36							85	89
	40	14-26	26-80	27	0-21	0-20	12	92	92
	42							96	96
LDS-55	40							93	93
	42	16-29	28-87	29	0-23	0-19	13	101	101
	48							109	109
	GMA-48 <sup>1</sup>					0-15		N/A	109
LDS-70	40							89	86
	44	20-29	33-87	29	0-23	0-19	13	97	97
	48							101	101
	GMA-48 <sup>1</sup>					0-15		N/A	105
LDS-5D Special beverage unit					Consult Factory				
LDS-55-FM332 Single/Dual/Triple Pallet Handler <sup>6</sup>					Consult Factory				

<sup>1</sup> GMA Pallet Positioning dimensions assume pockets spaced 6" from the outer edges of pallet.

<sup>2</sup> Automatic Fork Set Spacing. The automatically set fork spread for each set of forks in the dual configuration. This fork spread is maintained so long as dual configuration is maintained. Reverting to the single pallet configuration disengages these automatic settings.

<sup>3</sup> Pallet Position Range. Minimum and maximum distance between pallets that dual fork configuration will efficiently handle.

<sup>4</sup> Pallet Travel. The amount by which the distance between two pallets can be increased or decreased with the two sets of forks at the standard fork spread spacing.

<sup>5</sup> Maximum Out-to-Out Positioning. Maximum out-to-out pallet spread that can be attained for each pallet width starting at zero distance between pallets. May require repositioning forks under pallets to achieve.

<sup>6</sup> Single/Double/Triple Pallet Handler. Handles one to three 32"-wide pallets and two to three 42"-wide pallets.